

2016 Community
Health Needs
Assessment

The
Children's
Hospital of
Philadelphia

Prepared for:
The Children's Hospital of Philadelphia

Prepared by:
Public Health Management
Corporation
Centre Square East
1500 Market Street

CONTENTS

I. ASSESSMENT	1
PURPOSE	1
COMMUNITY DEFINITION	2
PREVIOUS NEEDS ASSESSMENT	4
PUBLIC HEALTH MANAGEMENT COPORATION QUALIFICATIONS	15
II. PROCESS AND METHODS	17
DATA ACQUISITION AND ANALYSIS	17
PHMC SOUTHEASTERN PENNSYLVANIA HOUSEHOLD HEALTH SURVEY	19
U.S. CENSUS	20
VITAL STATISTICS.....	20
COMMUNITY MEETINGS AND INTERVIEWS	21
INFORMATION GAPS.....	22
III. COMMUNITY DEMOGRAPHICS	23
DEMOGRAPHIC CHARACTERISTICS	23
POPULATION SIZE	23
AGE.....	24
RACE AND ETHNICITY.....	25
LANGUAGES SPOKEN AT HOME.....	26
SOCIO-ECONOMIC INDICATORS.....	26
EDUCATION	26
EMPLOYMENT	27
POVERTY STATUS	27
MEDIAN HOUSEHOLD INCOME.....	28
HOME OWNERSHIP	28
IV. HEALTH OF THE COMMUNITY	29
BIRTH OUTCOMES.....	29
FERTILITY RATES.....	29
LOW BIRTH WEIGHT.....	31
PREMATURE BIRTHS	32
PRENATAL CARE.....	32
MORTALITY	34
INFANT MORTALITY	34
MORTALITY	35

MORBIDITY.....	39
ELEVATED BLOOD LEAD LEVELS.....	41
HEALTH STATUS.....	42
CHILDREN’S OVERALL HEALTH STATUS.....	42
CHILD ASTHMA.....	44
OVERWEIGHT AND OBESITY.....	46
DIABETES.....	47
MENTAL AND BEHAVIORAL HEALTH.....	47
MENTAL HEALTH STATUS.....	47
CHILD ABUSE.....	49
ACCESS TO HEALTH CARE.....	50
HEALTH INSURANCE STATUS.....	50
INFORMATION ACCESS.....	51
PRIMARY CARE.....	52
IMMUNIZATIONS.....	54
DENTAL CARE.....	55
HEALTH BEHAVIORS.....	57
NUTRITION.....	57
EXERCISE.....	58
HOUSING INSECURITY.....	60
TOBACCO USE.....	61
ALCOHOL AND SUBSTANCE USE.....	61
VIOLENCE.....	62
SEXUAL ACTIVITY AND CONTRACEPTIVE USE.....	63
MENTAL HEALTH.....	63
VIII. UNMET NEEDS.....	65
APPENDIX A: PHMC’S COMMUNITY AND POPULATION ASSESSMENTS.....	69
APPENDIX B: U.S. CENSUS TABLES.....	72
APPENDIX C: VITAL STATISTICS TABLES.....	91
APPENDIX D: HOUSEHOLD HEALTH SURVEY TABLE.....	102
APPENDIX E: 2015 PHILADELPHIA YOUTH RISK BEHAVIOR SURVEY.....	109
APPENDIX F: RESOURCE LISTS.....	112

THE CHILDREN'S HOSPITAL OF PHILADELPHIA

2016 COMMUNITY HEALTH NEEDS ASSESSMENT

I. ASSESSMENT

The **purpose** of the needs assessment is to **identify and prioritize community health needs** so that the Hospital can develop strategies and implementation plans that benefit the public as well as satisfy the requirements of the Affordable Care Act.

PURPOSE

This report summarizes the results of an assessment of the health status and unmet health care needs of residents of The Children's Hospital of Philadelphia's Community Health Needs Assessment (CHNA) area.

The Children's Hospital of Philadelphia (CHOP) is located in the University City area of Philadelphia, but serves children and their families throughout the five counties of Southeastern Pennsylvania, the State of New Jersey, and beyond.

- The purpose of the needs assessment is to identify and prioritize community health needs so that the hospital can develop strategies and implementation plans that benefit the public, as well as satisfy the requirements of the Affordable Care Act.
- The needs assessment was conducted by Public Health Management Corporation, a private non-profit public health institute.

This Assessment section includes:

- a definition of the community assessed in the report;
- a description of the previous needs assessment; and
- the qualifications of PHMC to conduct the assessment.

This section is followed by II. Process and Methods; III. Findings; IV. Existing Resources; and V. Unmet Needs. Tables are included in the Appendices.

COMMUNITY DEFINITION

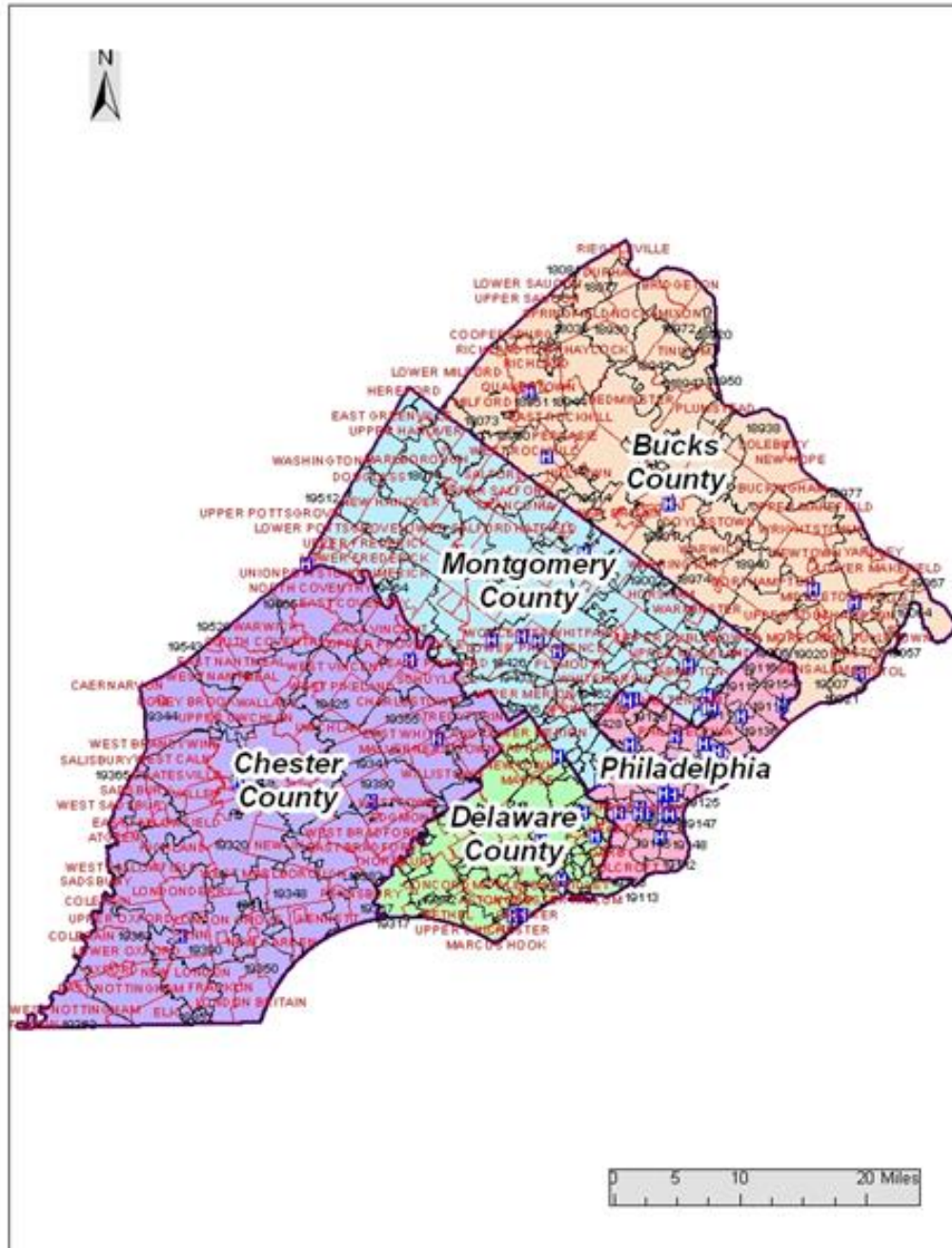
The CHOP community (2015 Pop. 627,549) for purposes of this needs assessment was defined as **the contiguous Zip codes in the five counties of Southeastern Pennsylvania: Bucks; Chester; Delaware; Montgomery; and Philadelphia.**

The Children's Hospital of Philadelphia, the oldest hospital in the United States dedicated exclusively to pediatrics, strives to be the world leader in the advancement of healthcare for children by integrating excellent patient care, innovative research and quality professional education into all of its programs.

CHOP's primary service area and community is a large geographic area with 1.45 million children including urban, suburban and rural populations. The service area includes zip codes of 14 counties in Southeastern Pennsylvania, Northern Delaware and Southern New Jersey. However, for purposes of this CHNA, the service area was defined as the five counties of Southeastern Pennsylvania: Bucks, Chester, Delaware, Montgomery and Philadelphia.

CHOP is the only freestanding, independent (i.e. not affiliated with a health system) pediatric hospital in the Commonwealth of Pennsylvania, thus affording it an unparalleled singular focus on pediatric services. It is one of only three pediatric hospitals in its primary service area. (Map 1).

MAP 1 THE CHILDREN'S HOSPITAL OF PHILADELPHIA CHNA AREA



In 2013, CHOP conducted a community health needs assessment of its service area. The essential findings from that needs assessments are summarized below.

PREVIOUS NEEDS ASSESSMENT

In CHOP's first CHNA conducted in 2013, eight areas of focus were identified based on CHNA findings. Focus areas were based on need, resources committed by CHOP, and the Hospital's ability to improve health outcomes for a particular population in our community.

The eight areas of focus in 2013 were:

- 1) Access to primary care and health education;**
- 2) Cultural and language barriers to access care;**
- 3) Chronic disease management for asthma;**
- 4) Overweight/obesity prevention and intervention;**
- 5) Access to special programs for adolescents;**
- 6) Access to behavioral and mental health services;**
- 7) Navigating the complex health-care system; and**
- 8) Access to dental, vision and specialty care for children.**

In response to these focus areas, CHOP developed various strategies to address these needs. Significant progress has been made in CHOP's ability to positively influence these identified needs.

Priority 1: Access to primary care and health education; and

Priority 2: Cultural and language barriers to access care

Objective: Increase access to culturally sensitive and appropriate primary care

Progress: The Children's Hospital of Philadelphia opened the Nicholas and Athena Karabots Pediatric Care Center in West Philadelphia at 48th and Market Streets in January 2013. Since its opening in 2013, the Center has provided care to approximately 33,000 individual patients. This includes 9,400 new patients, only half of which were newborns, indicating that the other half either transferred care or were previously not receiving care. The services have been provided in over 180,000 well, sick, follow-up and nurse provider visits and have included administration of 182,500 vaccines. Seventy-five percent of patients are on a medical assistance plan and another 4% are covered under a CHIP Plan. Services provided specifically targeting lower-income households include Early Head Start, Reach Out and Read, the Refugee Health Program, and Community Asthma Prevention Program. Two added community partnerships also bring together organized grief counseling groups for children of all ages and their caregivers and behavioral health services. Nursing Care Coordination staff has been increased from one to three RNs, which contributed among many other

services to the Karabots Center achieving a nationally recognized National Committee for Quality Assurance (NCQA) Medical Home Certification at the highest level available during the most recent review period in 2014.

Housed at the Karabots center is CHOP's refugee clinic. Since 2011, the program has served over 300 newly-arrived refugee children. The average interval between arrival in the US and the first appointment is just 23 days, which is critical for catchup vaccination and school entry. Nearly all patients (98%) have had a follow up primary care visit, indicating that they have begun the process of integration into a medical home.

In the spring of 2016, CHOP opened The Community Health and Literacy Center, located in an economically and culturally diverse community in South Philadelphia. The Center is a LEED Silver green building, replacing a former 20,000 square foot building at this site with a 94,000 square foot, three-story building housing four fully integrated components: The Children's Hospital of Philadelphia Care Network, Primary Care, South Philadelphia; The City of Philadelphia's Health Center 2; The Free Library's South Philadelphia Neighborhood Library; and The DiSilvestro Recreation Center.

Within the facility, CHOP's new 22,500-square-foot space provides an additional 6,200 square feet compared to the previous location, and accommodates six additional exam rooms and a large waiting area with dedicated space for reading and computer use.

The City of Philadelphia's Health Center 2 treats nearly 50,000 patients annually, offering adult and pediatric care; women's healthcare, including gynecology, family planning, prenatal care, and dental care as well. The new 28,500-square-foot space includes additional exam rooms along with an additional dental operatory and state-of-the-art radiology and mammography services. Both of these new spaces are estimated to create a combined increase in new City and CHOP patient visits annually to 183,000, up from 168,000 in 2012.

The Free Library's space has been designed in recognition of the evolving way media is consumed and is functionally integrated into a site where thousands of children and families will visit for medical care and recreation. It is expected to serve 35,000 more patrons annually due to the increase in foot traffic as well as expanded programming and operations. The library has general seating arrayed along the Broad Street side as well as clusters of flexible seating and collections defining areas for different age groups and activities. Enclosed spaces include a dividable multi-purpose room and a combination computer lab and "maker space" for consumers to embark on creative activities.

The DiSilvestro Playground and Recreation Center has been renovated utilizing state-of-the-art construction materials to create a soft, smooth surface on equipment and in play areas-carefully designed to ensure safety for children of all ages, sizes and capabilities. The playground will feature substantial green space and a rain garden. The recreation center will double in size, greatly expanding existing programming in both offerings and frequency, using the renovated outdoor space to offer story time in partnership with the library and other outdoor events such as community movie nights. The recreation center will be able to serve as many as 5,000 users, up from 1,000.

To address the need for primary care in suburban counties, CHOP opened a primary care site in Norristown, Montgomery County to respond to the need for pediatric services in 2013. This site has seen an increase in visits over the last three years resulting in the addition of a third physician in 2015. CHOP's Springfield office in Delaware County will move in mid-June 2016 to provide additional space for primary care services in this region of Southeastern Pennsylvania.

To address cultural and language barriers in the suburbs, CHOP's Language Services Department initiated a project to require our ambulatory locations serving a high volume of Spanish speaking people to be staffed with onsite medical interpreters starting in July 2013. This meets an identified need to improve cultural and language barriers for patients and their families, enabling them to receive proper care. In October of 2012, CHOP implemented the in-house Language Services program under the umbrella of the Patient and Family Services Department to allow limited English proficient (LEP) patients and families increased access to services and the ability to fully participate in their health care. The current interpreting team includes 13 Spanish interpreters, 14 Arabic interpreters, and 1 Cantonese/ Mandarin interpreter. Starting in February 2016, CHOP will offer an American Sign Language (ASL) interpreter. In total, CHOP Language Services provides interpreters for approximately 80 different languages per year with the assistance of 3 language services vendors. The volume of interpreting encounters has increased by 55% from 54,000 encounters in 2012 to 84,000 encounters in 2015, and is projected to exceed 100,000 encounters in 2016.

A number of initiatives are also underway at CHOP that are helping us build our cultural competency and meet the needs of all children in Philadelphia. Among them is our partnership with Puentes de Salud (Bridges of Health), a nonprofit organization that promotes the health and wellness of South Philadelphia's rapidly growing Latino immigrant population. Eighteen CHOP pediatric emergency medicine physicians, nurse practitioners and nurses began volunteering at Puentes de Salud in 2015, providing routine physical examinations and vaccinations. CHOP also supports Puentes de Salud's "Puentes Hacia el Futuro" program, which pairs elementary school children with tutors/mentors who are college students and community professionals.

In an effort to reach the most vulnerable children, the Homeless Health Initiative (HHI) has served as a volunteer outreach program coordinated by CHOP's Community Education Department. Volunteers provide medical and dental services to children in area shelters and assist families in accessing important health care services including health insurance, primary care and specialty care. Since 2013, HHI recently launched the Healthy Baby Project, a pilot program that includes a weekly nurse visit to a shelter to check on 0 to 4 month-old babies and provide support and education to new mothers. HHI's Healthy Infant nurse continues to provide health education workshops to mothers of infants in the HHI shelters.

A recent needs assessment conducted in Trenton, N.J. has resulted in the development and implementation of an ongoing health education workshop series operated by CHOP at HomeFront Preservation Center in Trenton.

Priority 3: Chronic disease management for asthma

Objective: To better diagnosis asthma and increase access to asthma care;

To better manage asthma in children with more targeted health education for children and parents

Progress: CHOP implemented an electronically coordinated management system, MyChart and EpicCare, to be used in inpatient, emergency, and outpatient settings by clinical teams and families to monitor asthma control between doctor visits. The MyAsthma portal allows family members to enter information on treatment, symptoms and side effects from home, provides condition-specific educational content, provides tools to track progress and identify obstacles, and provides decision support based on medical evidence. The portal has been implemented at 12 primary care practices for approximately 300 families of children with asthma.

In addition, an asthma care plan is being developed in Epic (CHOP's electronic medical record) that will be more user friendly for both the provider and the patient/family. All providers across the continuum of care will now have access to the same Asthma Care Plan so that care will be consistent. Two committees meet regularly to discuss and plan CHOP's approach to the diagnosis of asthma for all patients in CHOP's network. Any parent/guardian using the MyAsthma portal has access to his/her child's current asthma care plan.

Asthma Navigators are also assigned to all CHOP primary care urban sites, including Karabots, South Philadelphia and Cobbs Creek, to meet families of children with high-risk asthma and coordinate asthma management. The Navigator completes a needs assessment and conducts home visits to provide asthma education and facilitate communication between the patient, physician, school nurse and other providers. Over the past year, the program enrolled 160 children in home visits and the asthma

navigators have conducted over 200 visits. In addition, the asthma navigators provide in-office care coordination and asthma education for families as requested by their primary care provider. Over the past year they have had nearly 500 high-touch encounters with families to provide these services.

CHOP's Community Asthma Prevention Program (CAPP) also continues to implement programs for asthma education in the community, home asthma education and environmental mitigation in Philadelphia, school asthma education and primary care provider asthma education.

Priority 4: Overweight & obesity prevention and intervention

Objective: Increase children and adolescents' access to healthy living education and healthy weight programs

Progress: CHOP' Healthy Weight Program, located in West Philadelphia, advances the prevention and treatment of childhood obesity by integrating excellence in clinical care, research, quality education, and community advocacy. The Healthy Weight Program is now augmenting the CHOP primary care experience with clinically relevant support to better identify and manage overweight and obese patients in the primary care setting. The goal of this work was to both increase early diagnosis of overweight and obese patients, and then to offer interventions within the primary care setting. Three resources were developed to address this need: a health educator professional who is housed in the primary care setting, a clinical pathway to guide practitioners in primary care in weight management, and a clinical decision support module and tool to assist providers in documenting in the electronic medical record (EMR). Through these implementations, primary care providers have been able to increase their day-to-day recognition and management of obesity in the medical home. It has also helped guide when a patient needs to be referred to the Healthy Weight Program. These processes and resources help to bridge the gap between the Healthy Weight specialty program and primary care.

CHOP has also implemented a screening process for patients and families at CHOP's three Philadelphia Primary Care Network sites to identify young children in food insecure households. Food insecurity (FI) defined as the lack of consistent access to enough food for an active, healthy life, is a growing public health problem in the United States and has been linked to parental report of poor health, higher hospitalization rates, and psychosocial and behavioral problems among children. A validated 2-item FI screen was trialed at the sites. Families with a positive screen are provided resources either to a CHOP social worker and/or the Benefits Data Trust, a community based organization, to assist the family in accessing benefits. The outcomes of this pilot are in the process of being evaluated.

Another program in the community which addresses overweight and obesity prevention and intervention include Home Plate. Parents enrolled in CHOP's Early Head Start Program have the opportunity to participate in Home Plate, a CHOP research study that entails participating in a six-week series of classes focused on improving cooking skills and nutrition. Home Plate works closely with West Philadelphia community partners, including Aramark, CHOP's Early Head Start, The Enterprise Center Community Development Corporation, and WIC.

In addition, CHOP's Homeless Health Initiative (HHI) provides Operation CHOICES, an evidence-based nutrition and fitness program, uniquely tailored for the shelter environment. Programs under the Operation CHOICES umbrella include: Safe Physical Activity and Recreation for Kids (SPARK) and Women's Wellness. SPARK is a weekly program teaching children about exercise and good nutrition through fun activities to help break the cycle of obesity in children experiencing homelessness. Women's Wellness is an educational program that combines nutrition and fitness for mothers living in shelters. In 2015, HHI provided nutrition and physical fitness activity sessions at three West Philadelphia shelters. There were 97 Women's Wellness sessions and 114 SPARK sessions, reaching a total of 1,860 participants. Over 120 HHI volunteers consisting of physicians, nurses, social workers and others facilitated these sessions.

Over the last three years, CHOP partnered with the Independence Blue Cross Foundation for the "Healthy Futures" program. CHOP nurses supported the "Stay Well" component of Healthy Futures by providing health and wellness screenings, referrals to relevant healthcare resources and education about healthy choices and healthy living. In year 2 of the Healthy Futures program, the CHOP School Nurse collaborated with expert trauma nurses to deliver trauma prevention education to over 500 students across the Philadelphia region. These students learned water, sun, bike, helmet, and pedestrian and playground safety. The CHOP school nurse also assisted school nurses in achieving 100% state mandated school screenings. In total, the Stay Well component of the program impacted 5,332 students in 135 encounters.

In the third and final year of the Healthy Futures program, the CHOP School Nurse collaborated with nurses from across CHOP to help educate all participating students in hand-only CPR. At just over the half way mark in the school year, the CHOP School Nurse has impacted 2,256 students in 88 encounters. This year, CHOP added the services of a nurse practitioner for completion of physical exams which is a state mandated requirement for all sixth-grade students. The nurse practitioner has completed over 30 physical exams. Exams are completed at the Global Leadership Academy with permission of the parent.

Priority 5: Access to special programs for adolescents

Objectives: To encourage adolescents to get tested and treated for HIV and STIs;

To increase education about teen pregnancy, HIV and STI prevention; and

To help adolescents transition to adult care

Progress: "I KnowUShould2," a campaign created by CHOP in 2012, addresses the high rates of STI's among Philadelphia youth and continued its work to offer information, resources and support to youth seeking STI and HIV testing. I KnowUshould2 has collaborated with the Philadelphia Health Department and numerous other Philadelphia organizations to help increase testing and lower STI rates, and the 2014 data from the Centers for Disease Control and Prevention (CDC) suggests these programs have been successful as the STI rates have started to decline among youth (13-24). I KnowUshould2 also collaborated with Philadelphia FIGHT to present Hip Hop for Philly, Philadelphia's largest youth HIV testing event, now entering its fourth year. In 2015 alone, I KnowUshould2 worked with 20 independent agencies to provide rapid HIV testing, STI testing and education to over 1,000 youth in Philadelphia, at over 11 Philadelphia Parks and Recreation Centers. The program also partnered with the Philadelphia Youth Network to provide education to over 800 of their student/summer employees at orientation. Also in 2015, I KnowUshould2 started a small youth community advisory board to help plan and implement Hip Hop for Philly. CHOP has expanded the programming to include other youth health and community related projects.

Part of adolescence is discovering and exploring sexuality. Patients at CHOP's Karabots Pediatric Care Center and Cobbs Creek Pediatric Care Center have access to "I Matter," a Centers for Disease Control and Prevention (CDC) funded teen pregnancy prevention initiative that's a comprehensive, community-driven initiative focused on the reduction of teen pregnancy rates. The target population of this project has been the West and Southwest Philadelphia neighborhoods based on the previous community health needs assessment. The overall goal of the project is to reduce teen pregnancy rates by 10% over five years in the target population. Community awareness was an important component to increase the uptake of the most effective evidence based forms of contraception, including LARC (Long Acting Reversible Contraception) methods. Our goals were achieved through working with the community to provide clinical services and resources at multiple sites that serve at-risk and marginalized youth. The community was engaged through collaboration and education of its stakeholders and members about topics related to teen sexual and reproductive health. A key component of the initiative included the use of the evidence-based intervention "Be Proud Be Responsible." This curriculum brought together groups of teens for discussions about sexual health and contraception at the Karabots Pediatric Care Center, led by trained CHOP staff.

In an effort to expand our reach into the community, a CHOP health educator also works in the reproductive health resource centers at West Philadelphia High School and the Philadelphia Juvenile Justice Services Center. Risk reduction counseling and education occurs on site in these locations, and patients are referred to the Karabots Pediatric Care Center and CHOP Care Network Cobbs Creek primary care locations for expanded clinical care services, reproductive health care, and contraceptive counseling.

The Connect to Protect Project (C2P) of the Adolescent Trials Unit at CHOP is a research initiative to collaborate with community agencies to perform critical HIV primary prevention in community settings. The outcomes look at the current risk behaviors and changes in risk behaviors in youth in Philadelphia, as well as the ability to engage and mobilize the community to implement structural level changes that reduce barriers to prevention and care. To date, the C2P coalition consists of over 20 community partners and over 140 individuals assisting in structural change activities. Through data collection, strategic planning, and creating linkages, C2P addresses health promotion for young men, LGBTQ homelessness, and access to HIV and STI testing for youth.

Helping adolescents transition to adult services was another identified need. This is particularly needed for adolescents with special healthcare needs. CHOP's Rapport, Empowerment, Advocacy through Connections and Health (REACH) program holds four to six events per year for youth with chronic illness and/or disabilities to help prepare teens and young adults with special healthcare needs for a successful transition into adulthood. Each year, over 20 families benefit from REACH for College programming, and CHOP hosts events for families affected by Neurofibromatosis, Epilepsy, and Sickle Cell Disease. REACH has also developed materials available to the public on CHOP's website.

CHOP is also in the process of opening a center specific to the needs of young men needing transition support.

Priority 6: Access to behavioral and mental health services

Objective: To increase access to mental and behavioral health services for children and adolescents in the service area ensuring that children get the treatment they need for emotional, behavioral, substance abuse and mental health needs to curb the impact of violence on children and adolescents and advocate for societal change to keep our children safe.

Progress: The Department of Child and Adolescent Psychiatry and Behavioral Sciences has increased access to behavioral health services across CHOP, with a particular focus on our primary care practices, by expanding our Healthy Minds, Healthy Kids in two Care Network sites in two of CHOP's suburban locations and one location in the City of

Philadelphia. With a 50% increase of clinical staffing, there has been a significant reduction in wait times for appointments plus an expansion of services in the Hospital's Specialty Care Centers in PA and NJ. Other initiatives include spearheading events such as a recent town hall meeting that brought together representatives from 20 local agencies to discuss how to advance suicide prevention efforts in Philadelphia and the development of a medical behavioral inpatient unit, scheduled to open in 2017, for patients who are in the Hospital for a medical reason and need behavioral health care.

Additional services added since 2013 include an outpatient clinic targeting children and adolescents with substance use problems. The clinic offers outpatient treatment for adolescents who are between 16 and 18 years of age. Referrals can include patients who are enrolled in elementary, middle, or high school and have disclosed or tested positive for substance use and who may or may not have a co-morbid mental health condition.

CHOP's Children's Intensive Emotional and Behavioral Services (CIEBS), located in Atlantic County, N.J., provides two comprehensive partial hospital services in a behaviorally based, trauma-informed therapeutic setting for children between the ages of 5 and 13. In 2015, the CIEBS added an Extended Day Hospital Program to its treatment options. This program runs from 3:00-7:30 p.m. four days a week. This program option has increased access to high-quality psychiatric partial hospital services for children with severely challenging behavior struggles. CHOP also has a comprehensive Child and Adolescent Psychiatry and Behavioral Science Department providing emotional and behavioral health services for all children.

The Center for Fetal Diagnosis and Treatment at CHOP also initiated a mental health screening in 2012. To date, close to 2,000 expectant parents completed baseline assessment. Fifty-five percent of expectant mothers and 19% of expectant fathers demonstrated clinically significant risks for depression, anxiety or traumatic stress in direct response to receiving their fetal anomaly diagnosis. Fortunately, as a result of the support of psychological interventions and psychosocial support, when families receive a mental health screening one day after delivery while on the Special Delivery Unit, the rates for risk decreased (38% for mothers and 13% for fathers).

To address suicide prevention, the Youth Suicide Prevention in Primary Care Pennsylvania Model (YSP-PC) project is a multidimensional systems change approach focusing on suicide prevention in primary care for youth (ages 14 to 24). The creation of a screening tool has become a standard of care in CHOP's Emergency Department and was used for about 320 adolescents per month in 2015. In CHOP's primary care system, YSP-PC has screened 3,225 adolescents, identifying 366 youth at risk for suicide. When a screen is positive, the social worker is called after the provider discusses the

positive screen. There is also a consent form allowing the Drexel Center for Family Intervention Science to follow-up with additional resources.

In response to needs assessment findings demonstrating the escalating violence affecting youth in CHOP's service area, particularly in Philadelphia County, CHOP's experts developed a community-based effort in 2013 to reduce exposure to and health effects of violence among youth. The Violence Prevention Initiative (VPI) conducts actionable research and implements innovative findings in hospitals and schools for maximum impact. VPI has established itself as the resource for violence prevention information and programming, both internal to the CHOP enterprise and in the local, regional and national communities. CHOP VPI aims to reduce and prevent peer bullying, aggression, peer violence, and intimate partner violence. It also incorporates current work being done to apply a resilience based, trauma-informed, and strength-building model to address adverse childhood experiences.

CHOP also continues to explore tele-behavioral health services in an effort to reach patients living in rural communities and partnerships with the City of Philadelphia to provide mental health support in city schools.

Priority 7: Navigating the complex health care system

Objective: Continue to provide children and their families with assistance in navigating the health care system including finding them a primary source of care and determining insurance eligibility

Progress: Through the Family Health Coverage Program (FHCP), CHOP continues to provide assistance to underinsured families in applying for financial assistance programs such as Medical Assistance (Medicaid), the Children's Health Insurance Program (CHIP), Pennsylvania Health Choices, New Jersey Family Care and children's health coverage programs in New Jersey in addition to Federal programs for which they may qualify. FHCP has added additional staff to assist in helping guide these families through the entire process. The program also provides follow up reviews to help the families throughout the eligibility determination process. Each time a family is referred, an assessment is completed and all available options are reviewed with the families. The goal is to ensure that the family receives all the assistance for which they qualify.

Priority 8: Access to dental, vision and specialty care for children

Objective: Increase access to dental, vision and specialty care for children

Progress: CHOP opened its doors at the new Buerger Center for Advanced Pediatric Care on Monday, July 27, 2015. The new 12-story facility on CHOP's Main Campus in West Philadelphia was designed to reduce stress for patients and their families and

provide a smooth, efficient experience. Since July 27th, our clinical providers have seen over 13,000 patients.

CHOP also opened a new Specialty Care Center known as CHOP Specialty Care and Surgical Center-Brandywine Valley. It is located in Glen Mills, Pa, and serves patients from Delaware County, Chester County, and other surrounding areas.

Monitoring CHOP's appointment access across the network has brought awareness to our divisions and enabled us to identify opportunities for improvement. Over the last three years, CHOP has opened evening and weekend appointment times to improve access for new patients. This has resulted in decreased wait times for new patient appointments and enhanced patient satisfaction.

In the community, CHOP's Homeless Health Initiative helps children access dental care and other crucial specialty care as needed. From January through December 2015, HHI coordinated 23 shelter visits, delivering free high quality medical and dental care to 169 children in shelters. There were 139 medical visits and 127 dental evaluations, made possible by more than 300 HHI volunteers. Of the children seen, 78 children were referred for medical follow up and 107 children were referred for dental follow up. In addition, CHOP's three Philadelphia Primary Care Centers partner with KidsSmiles, an urban dental provider in West Philadelphia that provides dental services and accepts all Medicaid plans. A Dental Community Educator from KidsSmiles provides patients in the Karabots waiting room with interactive education about gum and teeth health, oral hygiene, and brushing. In 2015, 2,462 CHOP patients received oral and overall health education and 2,026 parents of CHOP patients learned about Kids Smiles services and oral health care for their child. In the first year of the partnership, the Kids Smiles West Philadelphia dental center experienced a 40% increase in new patient appointments per month. An average of 360 new patients continue to be referred to Kids Smiles annually from the CHOP primary care centers.

CHOP also contracts with the University of Pennsylvania School of Dental Medicine to provide on-call dental services to CHOP patients in the Emergency Department who need to be seen for a related urgent dental care visit. On average, CHOP sees 685 dental patients on an annual basis.

In promoting access to vision screening and care, CHOP follows the Bright Futures guidelines at all primary care locations, and if a problem is found, CHOP refers the patient to the ophthalmology department, which cares for patients on our Main Campus at CHOP, as well as at CHOP specialty care centers in Brandywine Valley, King of Prussia, and Bucks County, Pa., and in Princeton and Voorhees, N.J.

PUBLIC HEALTH MANAGEMENT CORPORATION QUALIFICATIONS

PHMC uses best practices **to improve community health** through direct service, partnership, innovation, policy, research, technical assistance, and a prepared workforce.

Public Health Management Corporation (PHMC) is a 501(c)(3) non-profit corporation that was founded in 1972 to address problems in the organization and delivery of health and social services. PHMC is a public health institute that creates and sustains healthier communities and envisions a healthy community for all.

- In 2012, PHMC completed 28 Community Health Needs Assessments for Southeastern Pennsylvania non-profit hospitals, and has been assessing the health needs of the community since 1972. For a comprehensive list of completed assessments, see Appendix A.
- PHMC's Community Health Data Base is uniquely qualified to provide comprehensive CHNA services to not-for-profit hospitals. It is the only public health institute in Pennsylvania, has many years' experience collaborating with health care stakeholders, and can facilitate the participation of these diverse groups as required by the ACA.
- PHMC staff are public health experts who have conducted many CHNAs over the past 20 years for hospital, health departments, foundations, and other non-profits.

PHMC's CHNA qualifications also include developing and maintaining the Southeastern Pennsylvania Community Health Data Base (www.CHDBdata.org).

- The CHDB provides an unmatched set of information on local community health needs that can be used to develop focused findings supported by reliable data. These data can also be used in developing priorities and rationales for strategic plans that are ACA compliant.

The biennial SEPA Household Health Survey collects information on more than 13,000 residents (children, adults, and seniors) living in the five-county SEPA region. The survey is the longest running community health survey in the United States, as well as one of the largest regional surveys of its kind.

Francine Axler and Lisa R. Kleiner are the co-directors of this Community Health Needs Assessment.

Francine Axler, Executive Director, Community Health Data Base. Since 1989, Francine has been actively involved in the field of public health and health promotion, specifically in the collection and dissemination of health status, health behaviors, and utilization of health services data for residents of Southeastern Pennsylvania. Francine is particularly focused on teaching health and human service providers how to utilize community level health data to develop needed, effective and targeted health promotion programs for vulnerable populations. Francine directs PHMC's Community Health Data Base. She has a degree in sociology and a graduate degree in public health education.

Lisa Kleiner, Manager of Operations, Community Health Data Base. For the past twenty-eight years, Lisa has worked on a broad range of evaluation, research, and technical assistance projects. Lisa has conducted and coordinated over 50 population and community needs assessments focusing on older adults, racial/cultural minorities, persons with behavioral health needs, homeless families, maternal and child health, and other at-risk groups and communities. In addition to this expertise, Lisa has provided training and technical assistance to over 200 organizations to enable them to build their capacity to define and measure program outcomes and impact, tailoring the technical assistance to the specific needs of the organization and staff. Lisa has a law degree and a graduate degree in social work.

II. PROCESS AND METHODS

The five steps in the needs assessment process were:

1. defining the community;
2. identifying existing primary and secondary data and data needs;
3. collecting primary and secondary data;
4. analyzing data; and
5. preparing a written narrative report.

Additional hospital and geographic specific data, including significance testing, are supplied in the Appendices to allow The Children's Hospital of Philadelphia to further target community health needs. The data acquisition and analysis, community representatives, and information gaps are described in more detail below.

DATA ACQUISITION AND ANALYSIS

Both primary and secondary quantitative and qualitative data were obtained and analyzed for this needs assessment.

- Obtaining information from multiple sources, known as triangulation, helps provide context for information and allows researchers to identify results which are consistent across more than one data source.

Quantitative information from:

- the 2013 American Community Survey, and 2015 and 2020 Nielsen-Claritas Pop-Facts;
- Centers for Disease Control, Pennsylvania and School District of Philadelphia Youth Risk Behavior Survey, 2009 and 2013;
- Pennsylvania Health Department vital statistics on births, deaths, communicable diseases, and cancer incidence (2008-2012 and 2009-2012); and
- PHMC's 2015 Southeastern Pennsylvania Household Health Survey

were analyzed for the Hospital's CHNA area using the Statistical Program for Social Sciences (SPSS).

Frequency distributions were produced for variables for multiple years of data so trends over time could be identified and described. In addition, for Household Health Survey measures, tests of significance were conducted comparing the results for the CHNA area to the HHS results for Southeastern Pennsylvania to objectively identify and prioritize unmet needs.

In addition, quantitative data for each CHNA area from the HHS was compared to health objectives for the United States from HP 2020, and to data collected for Pennsylvania from the Center for Communicable Diseases' 2014 Behavioral Risk Factor Surveillance Survey.

- Other information on the health of children in Philadelphia and Pennsylvania was added from the Pennsylvania Youth Risk Behavior Survey, the Adverse Childhood Experiences Survey and Pennsylvania Department of Health-State Health Improvement Plan findings and other data sets
- Professional Research Consultants (PRC) National Child & Adolescent Health Survey
- Pennsylvania Department of Human Services data (child welfare, behavioral health, Medicaid)
- Pennsylvania Children's Health Insurance Plan (CHIP)
- Robert Wood Johnson Foundation (RWJF) County Health Rankings & Roadmaps
- Philadelphia Department of Public Health-Community Health Improvement Plan findings and other data sets

Qualitative information. PHMC also collaborated with CHOP to identify individuals living and/or working in the communities in the Hospital's CHNA area who could provide input on the needs assessment as community members, public health experts, and as leaders or persons with knowledge of underserved racial minorities, low income residents, and/or the chronically ill. CHOP and PHMC worked together to obtain meeting venues for the three community meetings, contact potential participants, and encourage attendance. Three meetings were held: South Philadelphia; Norristown, Montgomery County; and Kennett Square, Chester County.

- Meeting participants were not compensated;
- Participants who could not attend were invited to send written comments, but none were received.
- Input from the community meeting participants, including county and local health department officials and public health experts, was used to further identify and prioritize unmet needs, local problems with access to care, and populations with special health care needs.

Qualitative information from the community meetings was analyzed by identifying and coding themes common to participants, and also themes that were unique. This information was organized into major topic areas related to health status. The information from this needs assessment will be used by the Hospital to develop a community health implementation plan in collaboration with local health departments, and other area hospitals.

These sources are described in more detail in the next section.

PHMC SOUTHEASTERN PENNSYLVANIA HOUSEHOLD HEALTH SURVEY

A total of 10,048 interviews were conducted with adults residing in the CHOP service area, 3,373 households with a selected child under the age of 18.

The 2015 Southeastern Pennsylvania Household Health Survey questionnaire examines health status and utilization of, and access to, health care among adults and children in the five-county area of Bucks, Chester, Delaware, Montgomery and Philadelphia Counties.

- The survey was conducted through telephone interviews with people 18 years of age and older living in 10,048 households in Southeastern Pennsylvania.
- A total of 2,029 cell phone interviews were conducted with adults in the five-county area. Cell phone respondents received the same survey questionnaire as landline respondents.

The survey includes many questions that have been administered and tested in national and local health surveys:

- National Center for Health Statistics (NCHS) for the National Health Interview Survey (NHIS);
- The Behavioral Risk Factor Surveillance Survey (BRFSS);
- The California Women's Health Survey;
- The Social Capital Community Benchmark Survey (Kennedy School of Government, Harvard University); and
- The Survey on Childhood Obesity (Kaiser Family Foundation/*San Jose Mercury News*).

Households in each of the five counties were selected to guarantee representation from all geographic areas and from all population subgroups. When needed, the interviews were conducted in Spanish.

The survey was administered for PHMC by Abt/SRBI, Inc., a research firm in New York City, between December 2014 and March 2015.

The final sample of interviews is representative of the population in each of the five counties so that the results can be generalized to the populations of these counties. Within each selected household with more than one eligible adult, the Last Birthday Method was used to select the adult who last had a birthday as the respondent for the interview (with the exception of the cell phone sample).

- In households with children, the child under age 18 who most recently had a birthday was selected as the subject of the child interview.
- The survey incorporates over-samples of people ages 60-74 and 75 and older to provide a sufficient number of interviews for separate analyses of the responses of people in these subgroups.

U.S. CENSUS

This report includes data on the characteristics of the Hospital's CHNA area residents for the years 2013, 2015 and 2020. Data from the 2010 U.S. Census, estimates from the 2013 and 2015 American Community Survey, and the Nielsen-Claritas Pop-Facts Database projections for 2020 were also used. The Nielsen-Claritas Pop-Facts Database uses an internal methodology to calculate and project socio-demographic and socioeconomic characteristics for non-census years, relying on the U.S. Census, the Current Population Survey, and the American Community Survey.

VITAL STATISTICS

The most recent information on births, birth outcomes, deaths, cancer, and reportable diseases and conditions for residents of the hospital's CHNA area and Southeastern Pennsylvania was obtained from the Pennsylvania Department of Health, Bureau of Health Statistics and Research.

- Five year (2009-2012) annualized average rates for natality and four year (2008-2012) annualized average rates for mortality and were calculated by PHMC.
- Mortality rates were age-adjusted using the Direct Method and the 2000 U.S. standard million population.

The denominators for all 2008-2012 and 2009-2012 vital statistics rates for the county and state were interpolated from the 2010 U.S. Census and the 2015 American Community Survey. The number of women age 15-44 and age 15-17 were also interpolated from the 2010 US Census and 2015 American Community Survey.

COMMUNITY MEETINGS AND INTERVIEWS

CHOP and PHMC consulted with 27 residents and service providers in three in-depth community meetings to gain input for identifying community health needs, determine which were most significant, and prioritize them. These community members included government representatives, social service providers, and representatives of medically underserved, low-income, and minority populations. Participants to the meetings were identified by CHOP staff working with PHMC, and invited by mail or electronic mail to attend the meeting. PHMC also consulted individually with members of local health departments (Montgomery, Chester, Delaware, Philadelphia, and Bucks counties). Community representatives included the following individuals who are medically underserved and agencies that serve the medically underserved and low income and minority populations.

Medically underserved, low income and minority populations and agencies that serve them:

- Chester County Intermediate Unit, Head Start
- YMCA of Greater Brandywine, Kennett Area
- Young Moms
- La Comunidad Hispana (2)
- Kennett Consolidated School District
- Montgomery County Maternal and Child Health
- Montgomery County Planning Commission
- Montgomery County Community Connections (2)
- Norristown School District
- Montgomery County Department of Health (4)
- Maternity Care Coalition
- Norristown Public Library
- Interagency Council of Norristown
- La Salle University
- Norristown Regional Health Center
- United Communities Southwark House
- Bethanna CUA 8
- Solutions for Progress
- Benefits Data Trust
- Resources for Human Development
- American Diabetes Association
- Philabundance

Finally, the public health agencies listed below shared information in individual interviews on the most important public health care needs, and their priorities for The Children's Hospital of Philadelphia CHNA area.

Public Health Experts

Montgomery County Health Department

Bucks County Health Department

Chester County Health Department

Philadelphia Department of Public Health

Delaware County Department of Intercommunity Health

The community meetings were held at three different locations: Norristown Public Library, Montgomery County; La Comunidad Hispana, Kennett Square, Chester County; and South Philadelphia. The meetings were guided by a set of written questions that focused on participants' perceptions of the most important physical and behavioral health problems in the area, programs that successfully address these issues, gaps in services, barriers to care, vulnerable and underserved populations, and how to best reach individuals in the community. The input from these meetings is summarized in each section of this report, as pertinent.

INFORMATION GAPS

Quantitative information for socioeconomic and demographic information, vital statistics, and health data was available at the ZIP code level for the CHNA area. To fill potential gaps in information, these data were supplemented by detailed information about the CHNA area obtained from community meetings.

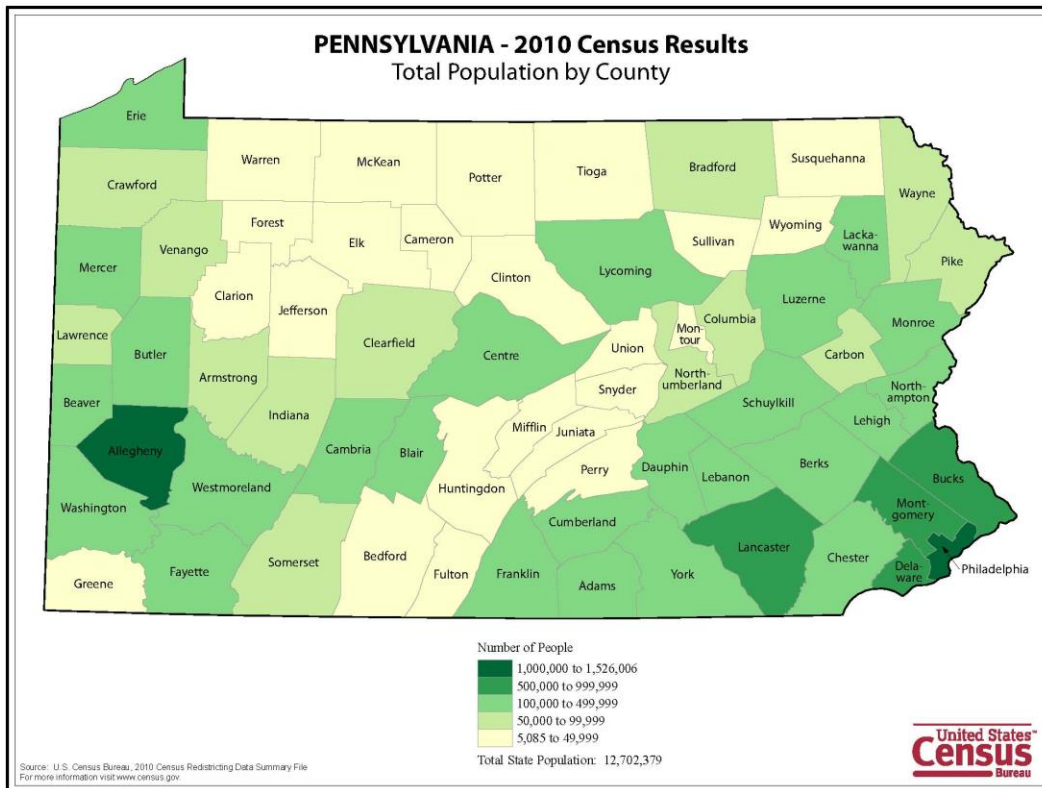
III. COMMUNITY DEMOGRAPHICS

This report includes a description of the demographic and socioeconomic characteristics of the residents of the CHNA area, because these characteristics are strong indicators of access to health care and good health. (For U.S. Census Tables, please see Appendix B).

DEMOGRAPHIC CHARACTERISTICS

POPULATION SIZE

Philadelphia County has the largest population (1,562,939) of the five counties making up the CHOP service area, followed by Montgomery (817,612), Bucks (627,549), Delaware (563,729), and Chester (514,063) counties. Of these counties, Chester has the largest amount of growth since 2013 (3.4%), and Bucks the least (0.4%).

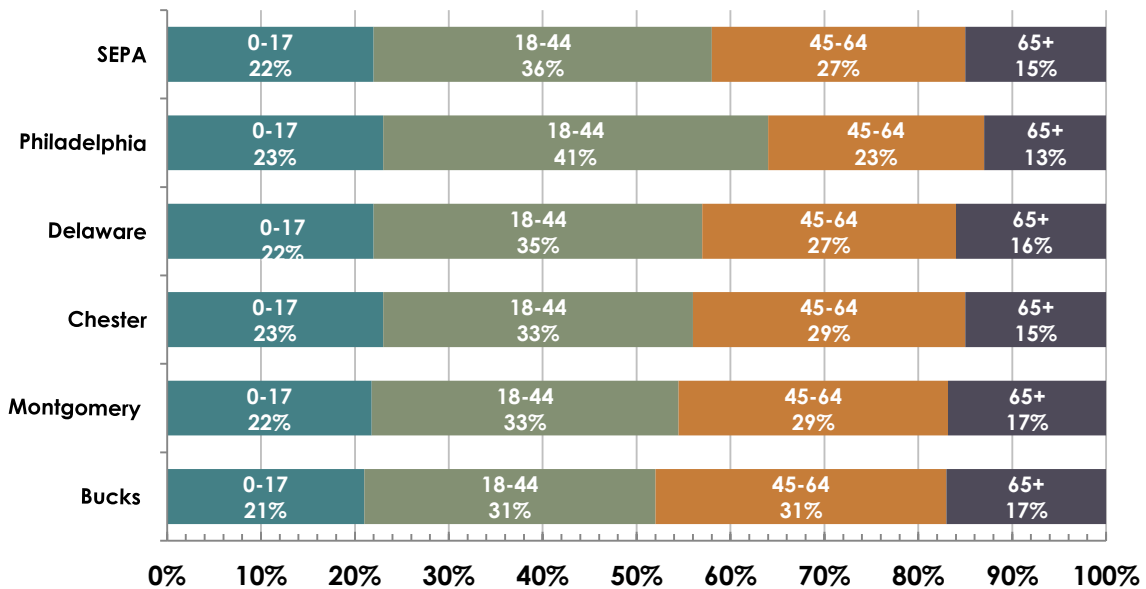


AGE

In general, across all five counties, the largest age group is the 18 to 44 year olds (ranging from 41% in Philadelphia to 31% in Bucks), followed by 45 to 65 (ranging from 31% in Bucks to 24% in Philadelphia), 0 to 17 (ranging from 21% in Bucks to 23% in Chester and Philadelphia) and 65+ (ranging from 16% in Montgomery and Bucks to 13% in Philadelphia).

- Bucks County is the only county in the CHOP service area with the same proportion of 18 to 44 year olds (31%) as 45 to 65 year olds (31%).
- It is predicted that all Counties except Philadelphia will have a 3% growth in the 65+ population between 2013 and 2020. In Philadelphia County, the 65+ population is only predicted to grow by 1% during this time period.
- Philadelphia County has the largest proportion of 18 to 44 year olds (41%) while Bucks has the smallest (31%).

Figure 1. Age Distribution of the Population by CHNA Areas, 2015



Source: Nielsen-Claritas Pop-Facts Database and 2010 U.S. Census

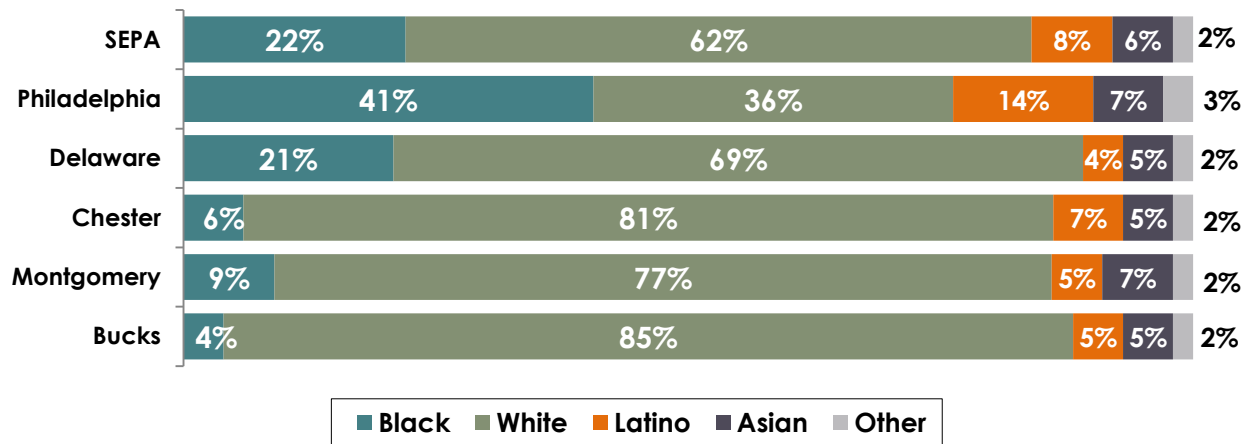
RACE AND ETHNICITY

The racial and ethnic makeup of the five counties in the CHOP service area varies greatly.

- Bucks County has the largest percentage of white residents (85%, representing 533,412 individuals) while Philadelphia has the lowest percentage (36%: 560,038)
- The County with the largest proportion of black residents is Philadelphia (41%) while the lowest is Bucks (4%).
- The proportion of the Asian population ranges from 5%-7% across the five Counties with the highest proportion (7%) seen in Montgomery and Philadelphia Counties and the lowest in Chester and Delaware Counties.
- The largest proportion of those individuals identifying as Latino are in Philadelphia County (14%: 216,347) and the smallest is in Delaware County (4%: 20,242).

The largest projected decline in population proportion is seen in the white population in Delaware County. In 2013, this group represented 69% of the population and in 2020 is predicted to represent 66% of the population, representing a 3% decline. The largest predicted increase in population is seen in the Latino population in Philadelphia County, where a 2%-3% increase is predicted for this group between 2013 and 2020.

Figure 2. Race and Ethnicity, CHOP service areas, 2015



Source: Nielsen-Claritas Pop-Facts Database and 2010 U.S. Census

LANGUAGES SPOKEN AT HOME

Bucks County has the largest percentage of people who speak English in the home (89%) while Philadelphia has the lowest (79%).

- Philadelphia County has the largest percentage of those who speak Spanish in the home (10%) while Delaware County has the lowest (2%).
- The percentage of households speaking an Asian language in the home ranges between 2% (Bucks) and 5% (Philadelphia) across the five Counties.
- Between 4% and 7% of households across the five Counties making up the CHOP service area speak a language within the household other than English, Spanish or an Asian language.

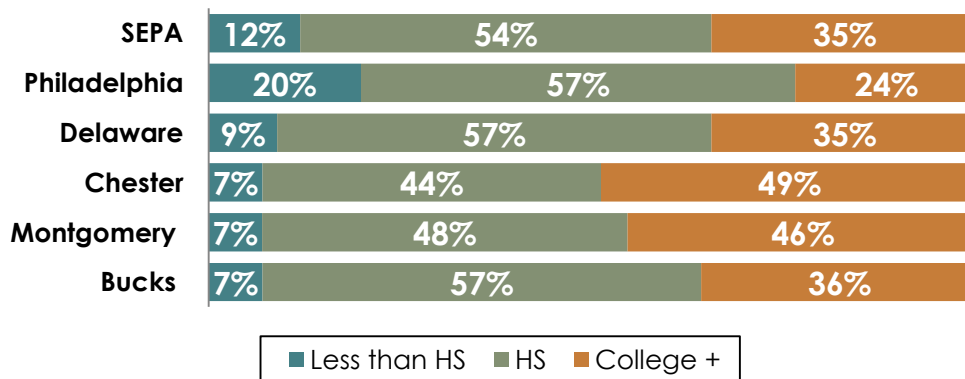
SOCIO-ECONOMIC INDICATORS

EDUCATION

Philadelphia has the highest proportion of residents (20%) with less than a high school education among the five counties making up the CHOP service area, while Bucks, Chester and Montgomery Counties had the least (7%).

- Almost one-half of the residents of Chester County (49%) have a college degree or more.
- The proportion of residents having a high school degree ranges from 57%-44% across the five-County CHNA service area.

Figure 3. Educational Attainment by CHNA Areas, 2015



EMPLOYMENT

The overwhelming majority of residents across the five Counties that make up the CHOP service area are employed. Employment rates are predicted to remain relatively steady between 2013 and 2020.

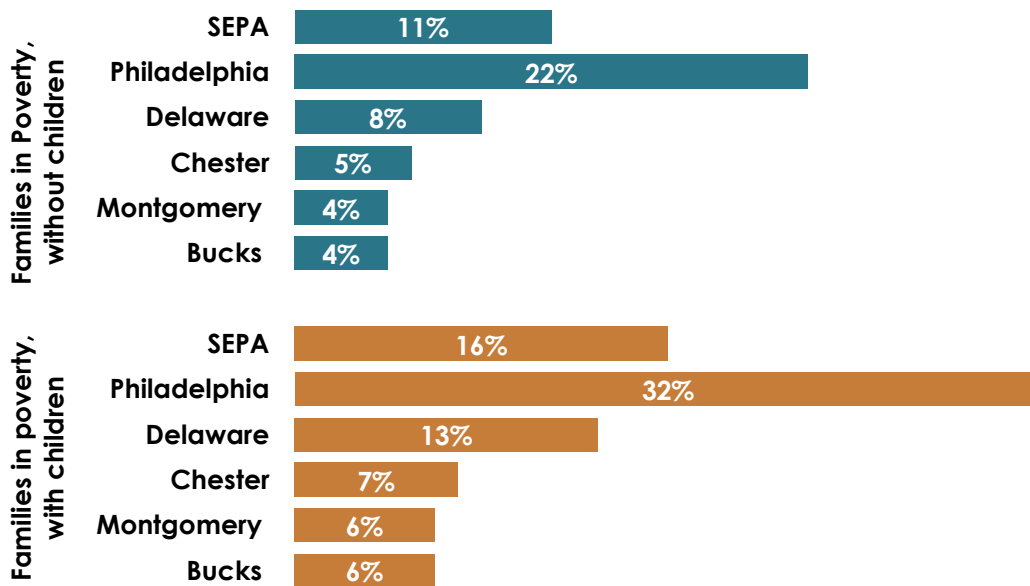
- The highest unemployment rate is seen in Philadelphia County (16%), which is more than a 1% increase since 2013. The lowest unemployment rate is in Chester and Montgomery Counties (7%).

POVERTY STATUS

Poverty varies widely between Counties in the CHOP service area, with Philadelphia County having the highest rate of poverty (32% of families with children living in poverty, plus 22% of families WITHOUT children) among the five CHNA areas.

- Montgomery and Bucks have the lowest rates of families living in poverty (6% of families with children are living in poverty).

Figure 4. Families in Poverty by CHNA Area, 2015



Source: Nielsen-Claritas Pop-Facts Database and 2010 U.S. Census

MEDIAN HOUSEHOLD INCOME

The median household income in 2015 ranged from \$36,553 in Philadelphia County to \$83,868 in Chester County.

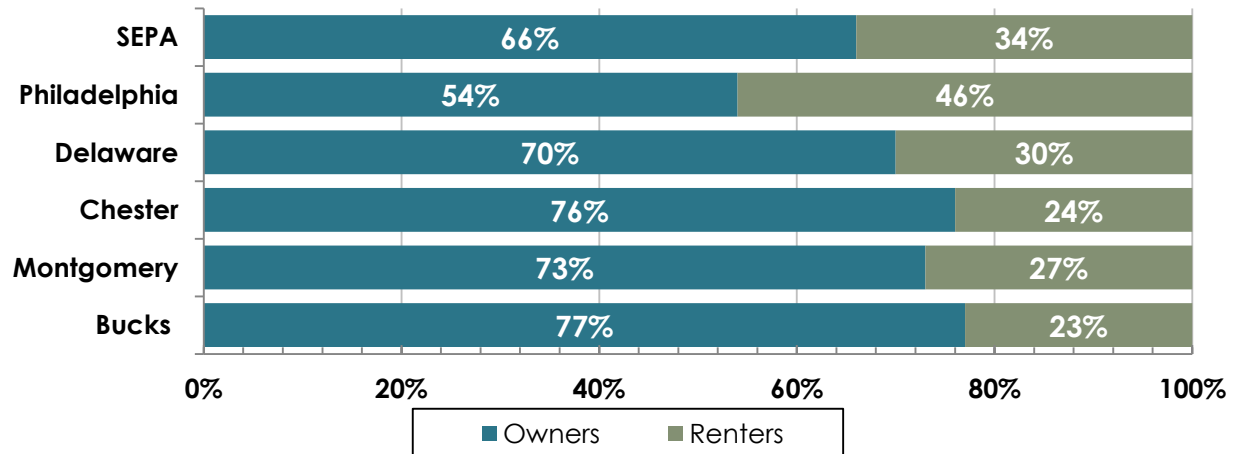
- In Philadelphia County, median household income is predicted to increase to \$39,155 in 2020.
- The largest predicted increase in median household income is in Montgomery County, where in 2015 it is \$80,561 and it is expected to increase to \$87,157 in 2020. Chester County is only predicted to have an increase to \$86,663 from \$83,868 during this same time period.

HOME OWNERSHIP

Forty-six percent of the population of Philadelphia rents their home and 54% are owners.

- Bucks and Chester Counties have the highest rates of home ownership in the CHOP service area. In Bucks County, 77% own their home and 23% rent, while in Chester County 76% own and 24% rent.
- Delaware County reports 70% home ownership, and Montgomery County reports a higher rate at 73%.
- Home ownership rates are predicted to remain stable across all five counties within the CHOP service area.

Figure 5. Homeownership by CHNA Areas, 2015



Source: Nielsen-Claritas Pop-Facts Database and 2010 U.S. Census

IV. HEALTH OF THE COMMUNITY

The health of a community can be assessed by comparing birth outcomes, self-reported health status and health conditions, communicable disease rates, self-reported health concerns and perceptions, and mortality rates to statewide indicators and HP 2020 goals for the nation. This section examines this information for the CHOP service area.

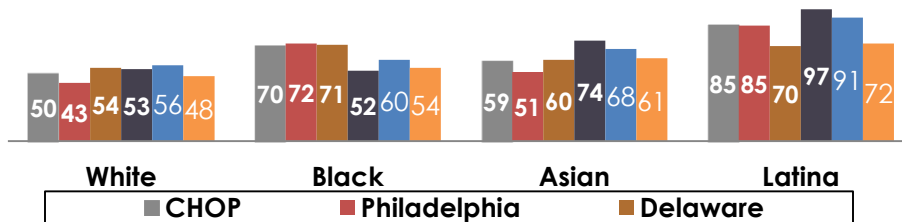
BIRTH OUTCOMES

FERTILITY RATES

There are 50,392 births annually to women living in the CHOP service area. This represents a fertility rate of 60 per 1,000 women age 15-44.

- The fertility rate in Philadelphia (64: representing 23,033 births) is the highest fertility rate among women in all of the CHOP service areas. Conversely, the Bucks County fertility rate (51: 5,662) is lowest among all the CHOP service areas.
- Latina women have the highest fertility rate (85: 6118) in the CHOP service area, while white women have the lowest (50: 26,230). Latina women in Chester County have the highest fertility rate (97: 711) while white women in Philadelphia County have the lowest fertility rate (43: 6,238).
- Women who identify as an “other” race or ethnicity in Montgomery County have a high fertility rate (95: 605), almost comparable with Latina women in Chester County.

Figure 6. Fertility Rates for Women Age 15-44 by Race/Ethnicity, 2009-2012

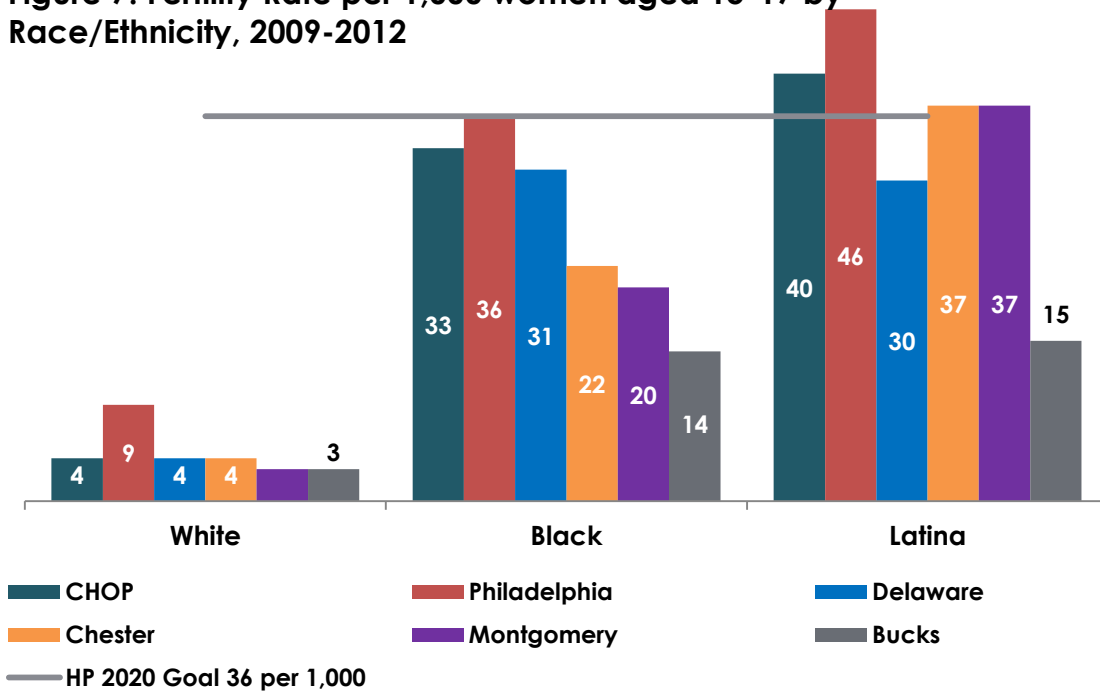


Sources: Pennsylvania Department of Health, Bureau of Health Statistics and Research. 2010 U.S. Census. Calculations prepared by PHMC

Infants born to teenagers have been associated with a number of negative birth outcomes, including prematurity and low birth weight, making it an important outcome to track.

The fertility rate for adolescents ages 15-17 living in the suburban CHNA area is 16 per 1,000. This represents 1,304 births annually.

Figure 7. Fertility Rate per 1,000 women aged 15-17 by Race/Ethnicity, 2009-2012



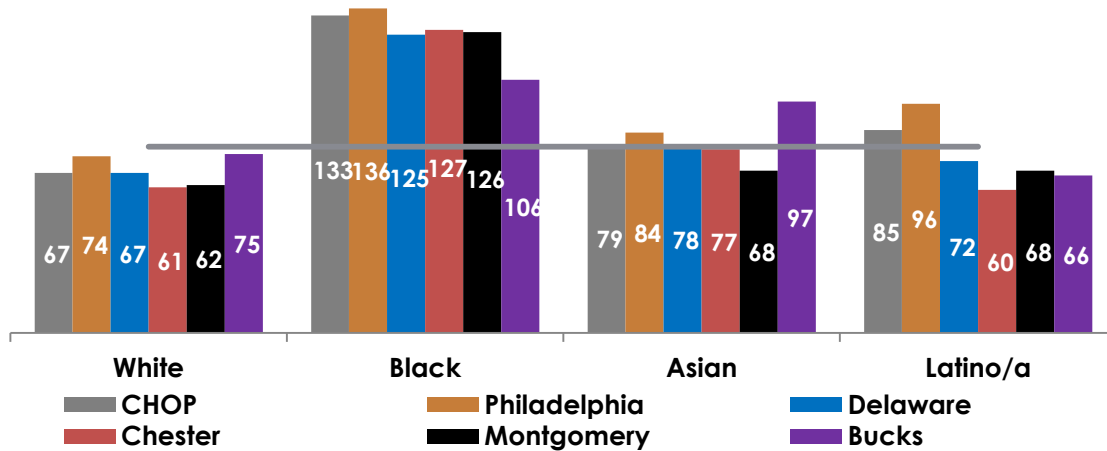
- Latina women aged 15-17 have the highest fertility rate (40: 309) in the overall CHOP service area; it is 10 times higher (4: 215) than that of white women aged 15-17 within the area.
- The highest fertility rates for women aged 15-17 in the CHOP service area are in Philadelphia County, where women identifying as “other” have the highest rate (51: 194), followed by Latina women (46: 232).
- Black women aged 15-17 in Philadelphia County have a fertility rate of 36 (representing 615 births) followed by white women (9: 76) and Asian women (9: 15).
 - The lowest fertility rates for women aged 15-17 in the CHOP service area are in Bucks County, where Latina women have a rate of 15, black women have a rate of 14, white women a rate of 3, and Asian a rate of 1.

LOW BIRTH WEIGHT

Low birth weight infants (<2,500 grams or 5lb 8 oz.) are at greater risk for dying within the first year of life than infants of normal birth weight.

In the CHOP service area, 90 infants per 1,000 live births are born with a low birth weight, representing 4,564 infants. This rate does not meet the HP 2020 target goal (78 per 1,000).

Figure 8. Rates of Infants Born at Low Birth Weight by Race/Ethnicity, 2009-2012



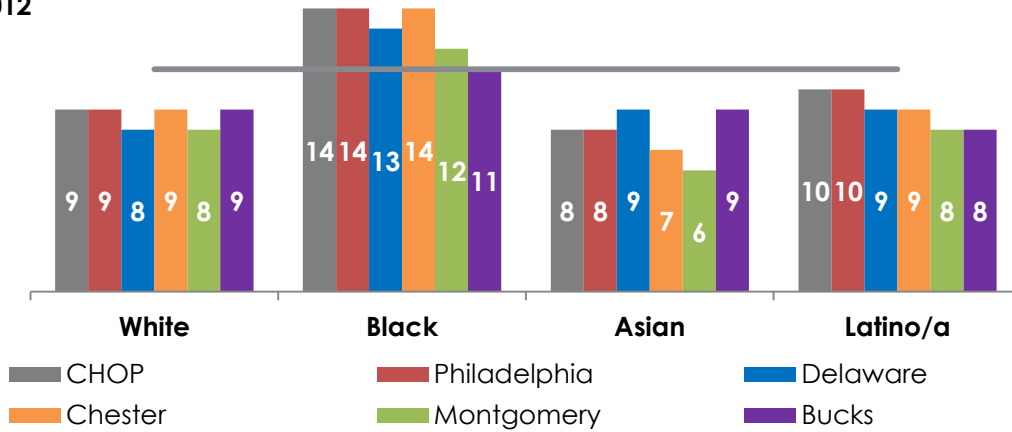
- Only the low birth weight rate for white infants (67 per 1,000) meets the HP 2020 target goal (78 per 1,000) in the CHOP service area.
 - Low birth weight rates of black (133), other (89), Latino (85) and Asian (80) infants do not meet the HP 2020 target goal.
- Black infants in the CHOP service area are almost twice as likely to be low birth weight as White infants (67 versus 133).
 - The low birth weight rate for black infants in all five CHNA counties does not meet the HP 2020 goal of 78 per 1,000. This is the only ethnic group that does not meet HP2020 goals in any county within the CHOP service area.
- The highest low birth weight rates within the CHOP service area are in Philadelphia County, where black infants are most likely to be born with a low birth weight (136: 1,497), followed by those identifying as “Other” (97: 326), Latino (96: 381), Asian (84: 118) and white (74: 460).
 - The lowest low birth weight rate among black infants in the CHOP service area is in Bucks County (106: 30), despite the fact that Bucks

County has the highest low birth weight rates for white (75: 347) and Asian (97: 33) infants.

PREMATURE BIRTHS

There are an average of 5,110 premature infant births (less than 37 weeks gestation) to women living in the CHOP service area, representing 10% of all live births.

Figure 9. Percentage of Premature Births by Race/Ethnicity, 2009-2012



Sources: Pennsylvania Department of Health, Bureau of Health Statistics and Research. Calculations prepared by PHMC.

- The highest premature birth rate is seen in Philadelphia County (12: 2,670) and the lowest in Montgomery County (8: 739).
- Black infants have the highest rate of premature birth in the CHOP service area (14: 1,956) and Asian infants at the lowest (8: 259).

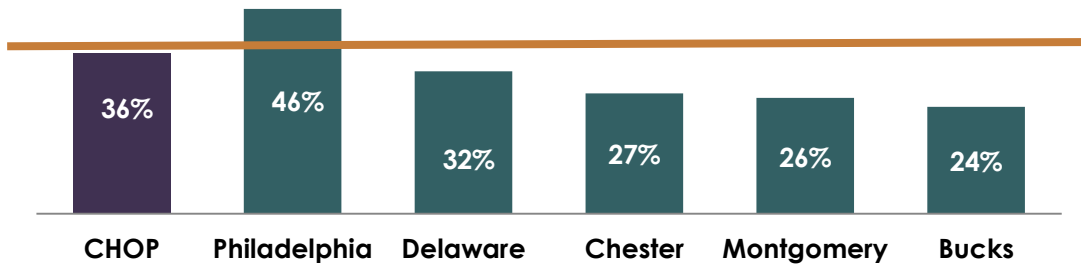
PRENATAL CARE

Receiving pre-natal care during the first trimester of pregnancy can help ensure that health concerns are identified and addressed in a timely manner. About 36% of women in the CHOP service area initiate prenatal care after the first trimester or have no prenatal care (representing 17,221 live births). These birth outcomes do not meet the HP 2020 goal of 22.1%.

- Black women (52), those identifying as "other" (51), and Latina (49) women in the overall CHOP service area are more likely to receive late or no prenatal care than white women (24%).
- These rates do not meet the HP2020 goal.

- Furthermore, black and Latina women are more than twice as likely to receive prenatal care beginning after the first trimester or have no prenatal care as white women.
- Philadelphia County (46: 9,939) has the highest rate of women receiving late or no prenatal care, and Bucks County has the lowest rate (24: 1,350).

Figure 10. Women with Late or No Prenatal Care, 2014-2015



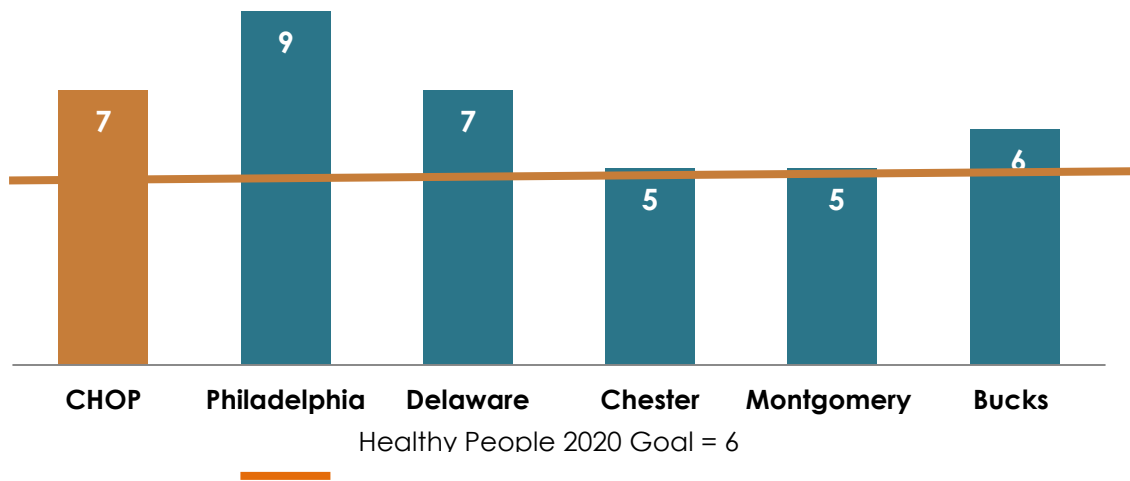
Sources: Pennsylvania Department of Health, Bureau of Health Statistics and Research. Calculations prepared by PHMC.

MORTALITY

INFANT MORTALITY

Every year, an average of 359 infants in the CHOP service area die before their first birthday. The CHNA area infant mortality rate is seven deaths per 1,000 live births.

Figure 11. Infant Mortality Rates by CHNA Area, 2009-2012



Sources: Pennsylvania Department of Health, Bureau of Health Statistics and Research. Calculations prepared by PHMC.

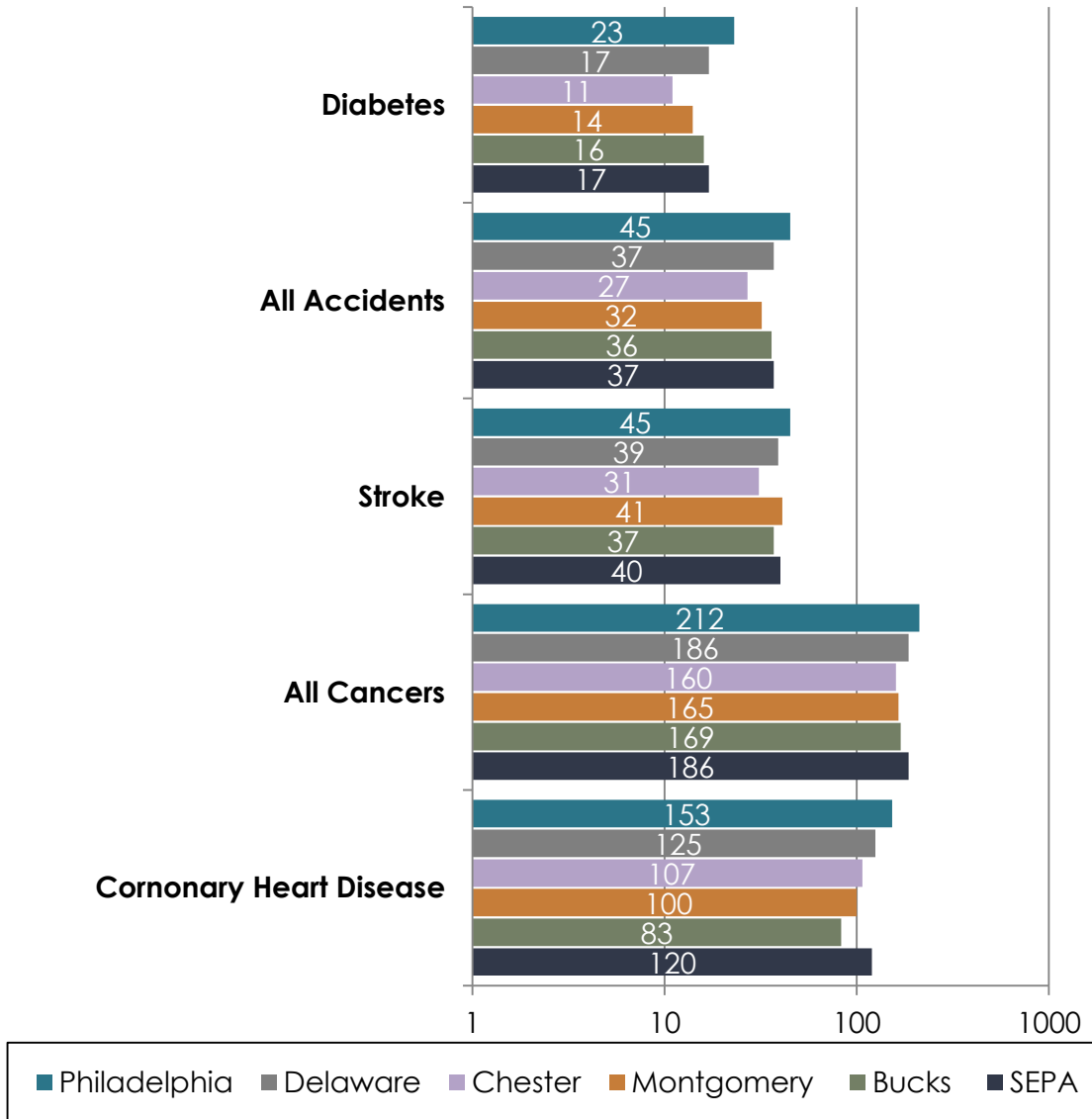
- This infant mortality rate (seven per 1,000 live births) does not meet the HP 2020 goal of six infant deaths per 1,000 live births.
- Black infants (13) have the highest mortality rate in the first year of life.
 - This is more than twice as high as the infant mortality rate for any other racial or ethnic group in the CHOP service area.
- Black infants in Montgomery County (16) have the highest infant mortality rate among the counties in the CHOP service area.
 - The black rate (16) is four times the mortality rate for white infants in the same county (four).

- Montgomery County has (four) the lowest infant mortality rate for White infants and the lowest infant mortality rate for all infants among all five counties in the CHOP service area (five).

MORTALITY

Philadelphia County has the highest mortality rate in the CHOP service area, at 893 deaths per 100,000 population, representing 14,009 deaths annually. Chester County has the lowest mortality rate in SEPA (634 per 100,000 population; representing 3,431 deaths annually).

Figure 12. Mortality Rates for Top Five Causes of Death by CHNA Areas, 2009-2012



Sources: Pennsylvania Department of Health, Bureau of Health Statistics and Research and 2010 U.S. Census. Calculations prepared by PHMC.

Cancer of all types is the leading cause of death in the CHOP service area. Philadelphia County has the highest cancer death rate (212: 3,267) and Chester County has the lowest (160: 868). Chester is the only county in the CHOP service area that falls below the HP2020 goal of 161.4 for all Cancer deaths.

The second leading cause of death in the CHOP service area is coronary heart disease with Philadelphia County having the highest rate (153) and Bucks County having the lowest (83). Only Bucks and Montgomery Counties have rates that fall below the HP2020 goal of 103.4.

Stroke is the third leading cause of death in the CHOP service area. Philadelphia, is the only county in which stroke (45) and accidental death (45) tie for the third leading cause of death. Stroke as the third leading cause of death in all of the other counties in the CHOP service area. Chester County is the only area that has a stroke death rate (31) that falls below the HP2020 goal of 34.8 per 100,000 population.

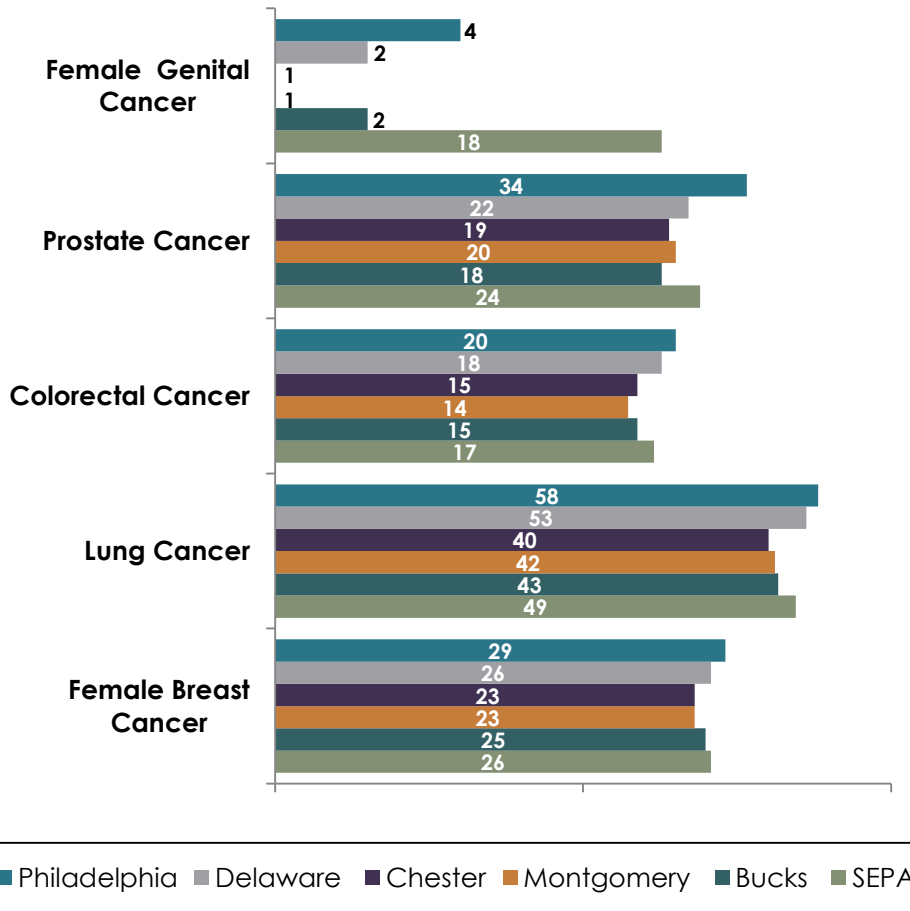
The Diabetes death rates across all Counties in the CHOP service area falls far below the HP2020 goal of 66.6. Philadelphia has the highest diabetes death rate (23) and Chester has the lowest (11).

The homicide mortality rate in Philadelphia County (19) is more than double the other County rates in the CHOP service area. Bucks County has the lowest homicide rate (one).

Only two counties (Philadelphia and Montgomery) in the CHOP service area have suicide death rates that fall below the HP2020 target of 10.2 per 100,000. Bucks County (13) has the highest suicide death rate in the CHOP service area.

The highest HIV death rate in the CHOP service area is in Philadelphia County (eight) and the lowest is in Montgomery (one), Bucks (one) and Chester Counties (one). The HP2020 goal for HIV mortality is 3.3 per 100,000, and Philadelphia County exceeds this goal.

Figure 13. Cancer Mortality Rates for Selected Sites by CHNA Area, 2009-2012



Sources: Pennsylvania Department of Health, Bureau of Health Statistics and Research. Calculations prepared by PHMC.

Lung cancer is the leading cause of death among all cancer sites for residents of all five counties in the CHOP service area, followed by prostate cancer and female breast cancer, colorectal cancer, and female genital cancer.

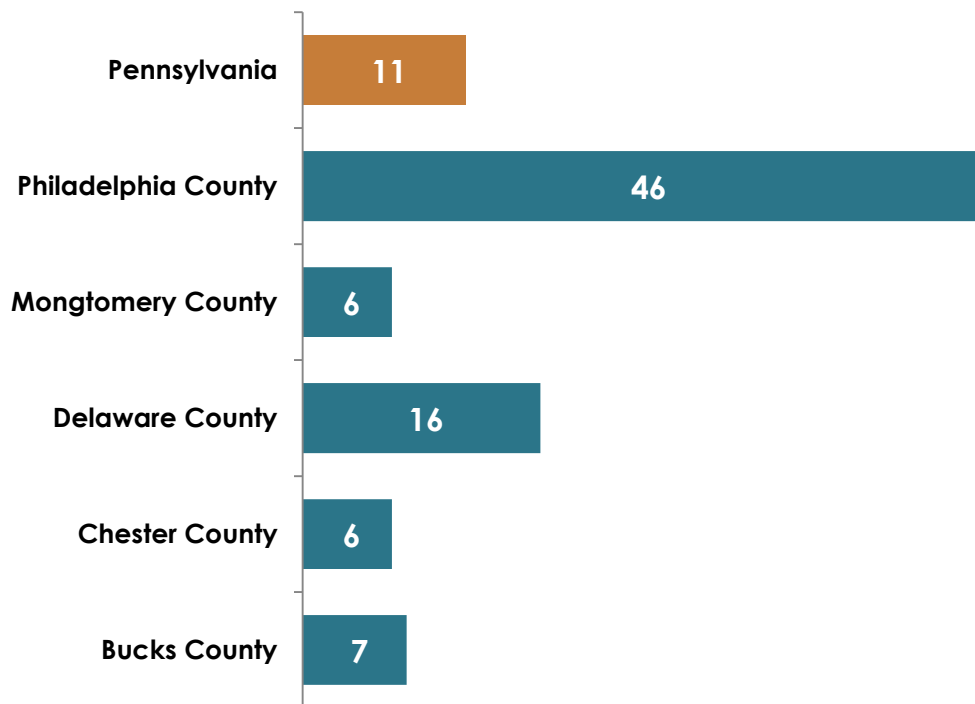
- Not one county in the CHOP service area meets the HP2020 goal for breast cancer mortality (20.7) and only one county—Montgomery (14)- falls below the HP2020 goal for Colorectal Cancer (14.5).
- Delaware County is the only county within the CHOP service area that has a higher prostate death rate (34) than breast cancer death rate (29).

MORBIDITY

HIV and AIDS

Philadelphia County has the highest rate of individuals living with HIV, including AIDS (46 per 100,000 populations) followed by Delaware County (16). The lowest rate of individuals living with HIV, including AIDS is in Chester and Montgomery County (six).

Figure 14. Currently living with HIV/AIDS per 100,000, 2014



Sources: Pennsylvania Department of Health, HIV/AIDS Investigations-Bureau of Epidemiology and American Community Survey.

Communicable Disease

Chlamydia represents the highest rate of morbidity resulting from a communicable disease in the CHOP service area. Philadelphia has the highest rate (1,317) followed by Delaware County (458). The lowest Chlamydia rate is seen in Bucks County (163).

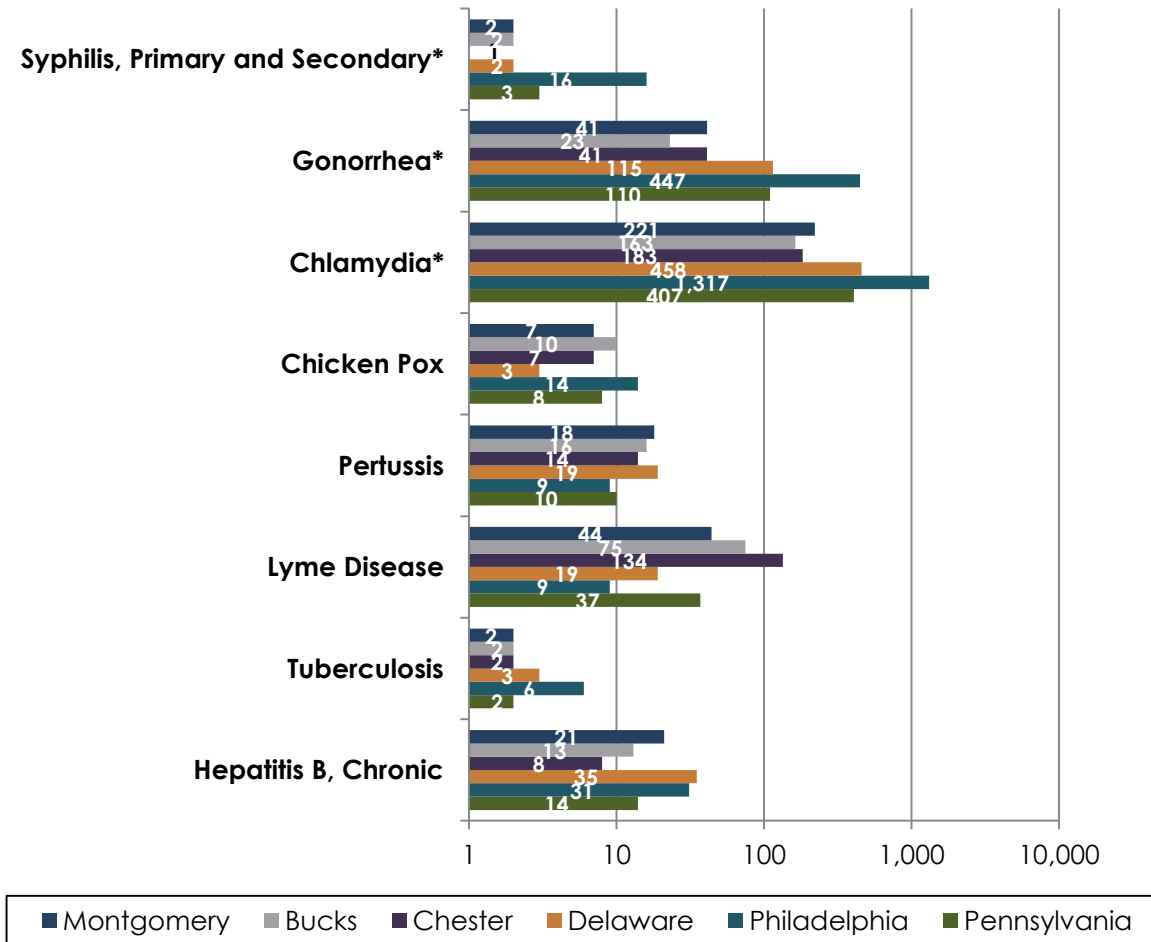
- The gonorrhea rate in Philadelphia County (447) is far greater than rates in any other county within the CHOP service area, with Delaware County representing the second highest rate (115) and Bucks the lowest (23).

Chester (134), Bucks (75) and Montgomery (44) Counties have Lyme disease rates that are higher than rates we see in the State of Pennsylvania as a whole (34).

Pertussis rates in Delaware (19) and Montgomery (18) are almost twice as high as the rate we see in the state of Pennsylvania overall (10).

Hepatitis B rates in Delaware (35) and Philadelphia (31) Counties are more than twice as high as the rates we see in the State of Pennsylvania overall (14).

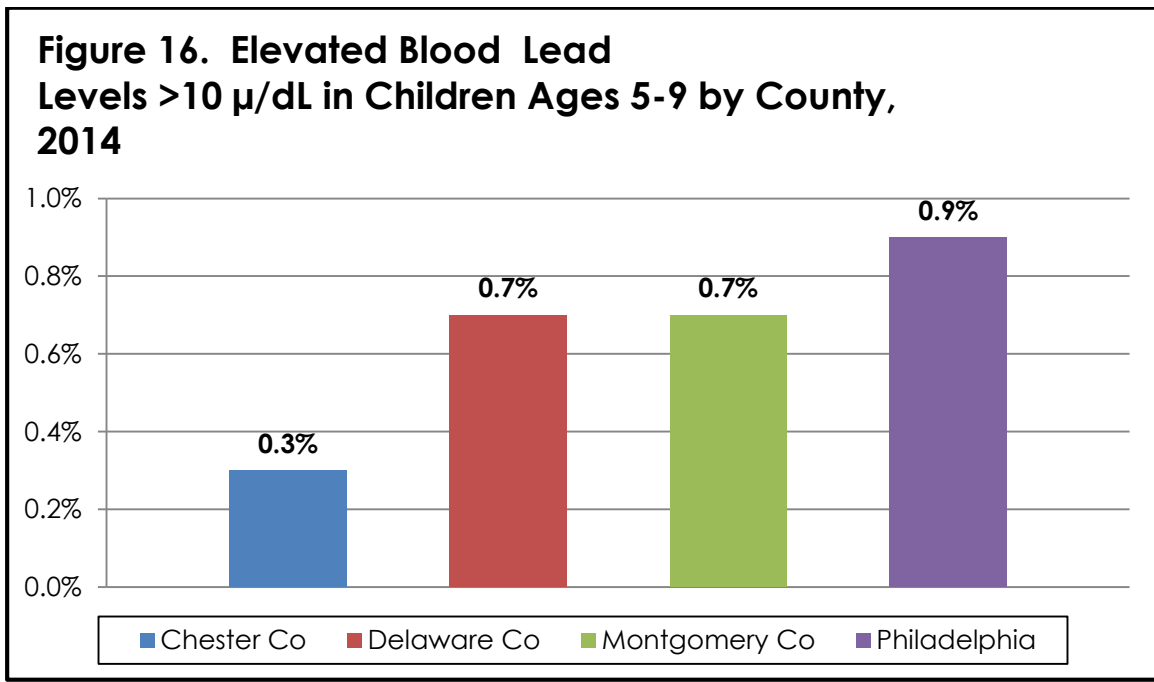
Figure 15. Communicable Disease Incidence per 100,000, 2013-2014



ELEVATED BLOOD LEAD LEVELS

Elevated levels of lead in the blood of children greater than 10 μ /dL can have serious permanent effects on health status, cognition and behavior. Rates of elevated blood lead levels in children ages 5-9 are similar across the five counties of Southeastern Pennsylvania, but are lowest in Bucks County (0.3%) and highest in Philadelphia (0.9%).¹

- According to the CDC, in 2014 there were 11 children ages 5-9 (0.3%) who tested positive for elevated lead levels in the blood ($\geq 10 \mu$ /dL) in Bucks County, 35 (0.8%) in Chester County, 52 (0.7%) in Delaware County, 49 (0.7%) in Montgomery County, and 338 (0.9%) in Philadelphia County.



Source: CDC County-level Summary Data for PA, 2014

¹ <http://www.cdc.gov/nceh/lead/data/state/padata.htm>. Accessed on May 17, 2016.

HEALTH STATUS

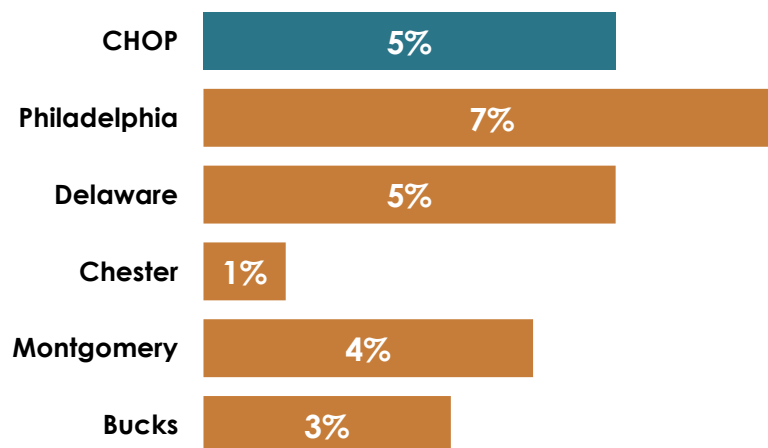
An **overwhelming majority** of children in the service area describe their health as excellent, good, or very good.

CHILDREN'S OVERALL HEALTH STATUS

Self-reported health status is one of the best indicators of population health. This measure has consistently shown to correlate very strongly with mortality rates.²

- While most children are in excellent, good or very good health, about one in 20 children in the CHOP service area, or about 42,700, are in fair or poor health.

Figure 17. Children 0-17 in Fair or Poor Health by CHNA Areas, 2015



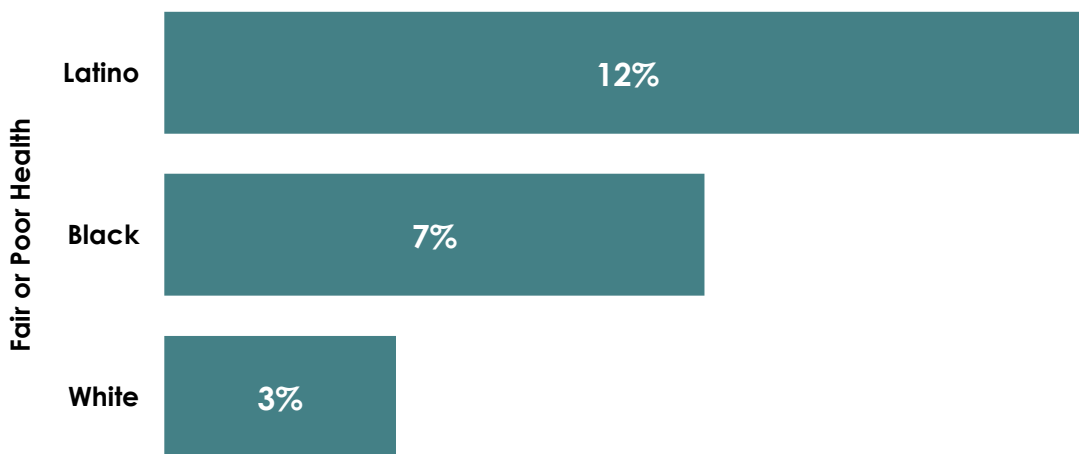
Source: PHMC's 2015 Southeastern Pennsylvania Household Health Survey

² Idler EL, Benyamini Y. Self-Rated Health and Mortality: A Review of Twenty-Seven Community Studies. *Journal of Health and Social Behavior*. 1997; 21-37.

Within the service area, children living in poverty³ are much more likely than other children to be in fair or poor health.

- One in nine children living in poverty (11%) is in fair or poor health, as compared with 2% of children living above 150% of the Federal Poverty Level.
- A greater percentage of black and Latino children are in fair or poor health (7% and 12%, respectively) as compared with white children (3%).

Figure 18. Health Status of Children 0-17 by Race/Ethnicity, 2015



Source: PHMC's 2015 Southeastern Pennsylvania Household Health Survey

³ Poverty status is defined here as living in a household with an income below 150% of the Federal Poverty Level.

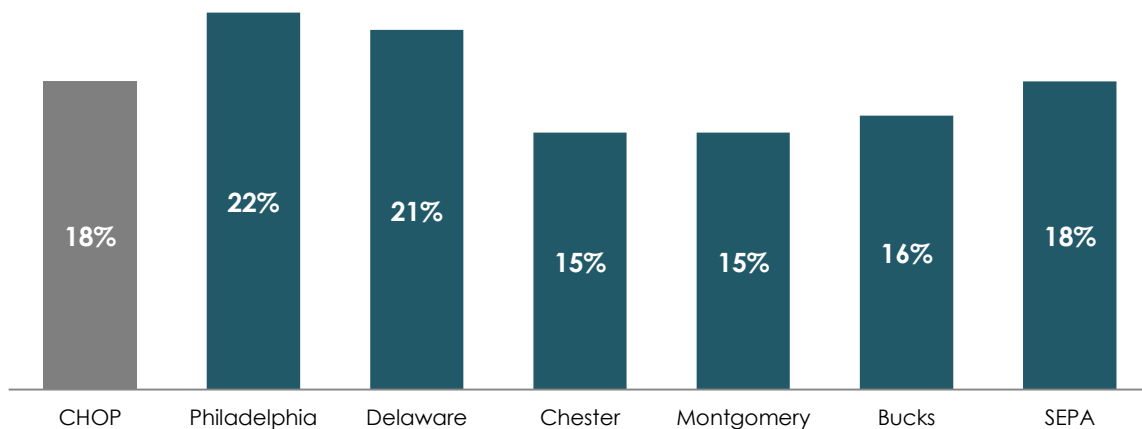
CHILD ASTHMA

Asthma is one of the leading causes of school absenteeism⁴ and can impact all areas of a child's life. Attendees at community meetings identified asthma as a major health issue for children.

Eighteen percent of children in the service area (167,500) have been diagnosed with asthma. Diagnoses increase with age, and by the time children in the service area are teenagers, 24% have been diagnosed with asthma.

- Child asthma is highest in Delaware and Philadelphia Counties (21%), while 16% of Bucks County children have been diagnosed, as have 15% in Montgomery and Chester Counties.

Figure 19. Asthma, Children 0-17 by CHNA Areas, 2015

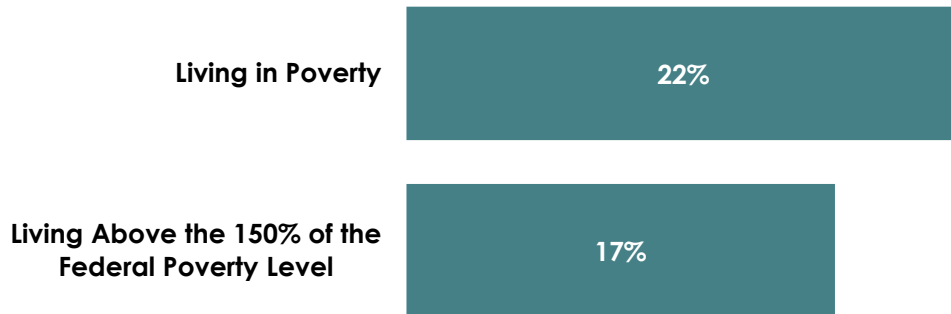


Source: PHMC's 2015 Southeastern Pennsylvania Household Health Survey

⁴ <http://www.cdc.gov/healthyschools/asthma/index.htm>

More than one in five children living in poverty has been diagnosed with asthma (22%) as compared with 17% living above 150% of the Federal Poverty Level.

Figure 20. Children 0-17 Diagnosed with Asthma by Poverty Status, 2015

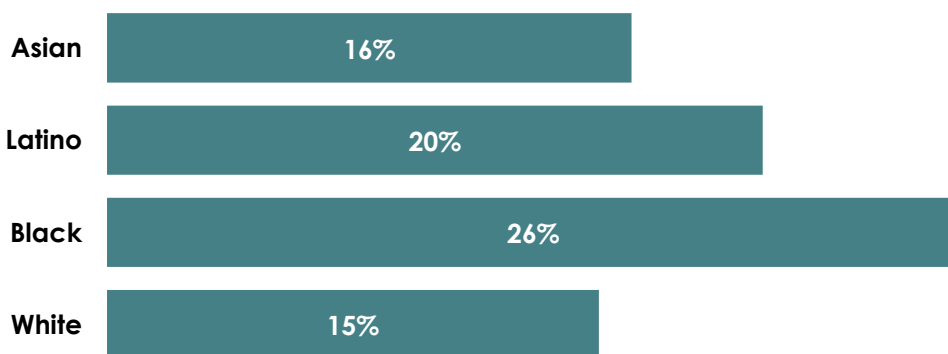


Source: PHMC's 2015 Southeastern Pennsylvania Household Health Survey

Racial disparities in childhood asthma have been well documented, and persist within the service area.

- Black children experience the highest asthma rates, with 26% diagnosed, and followed by Latino (20%), Asian (16%), and white children (15%).

Figure 21. Children 0-17 Diagnosed with Asthma by Race/Ethnicity, 2015



Source: PHMC's 2015 Southeastern Pennsylvania Household Health Survey

OVERWEIGHT AND OBESITY

The Healthy People 2020 goal for childhood obesity is a target of 14.5% of children ages 2-19.

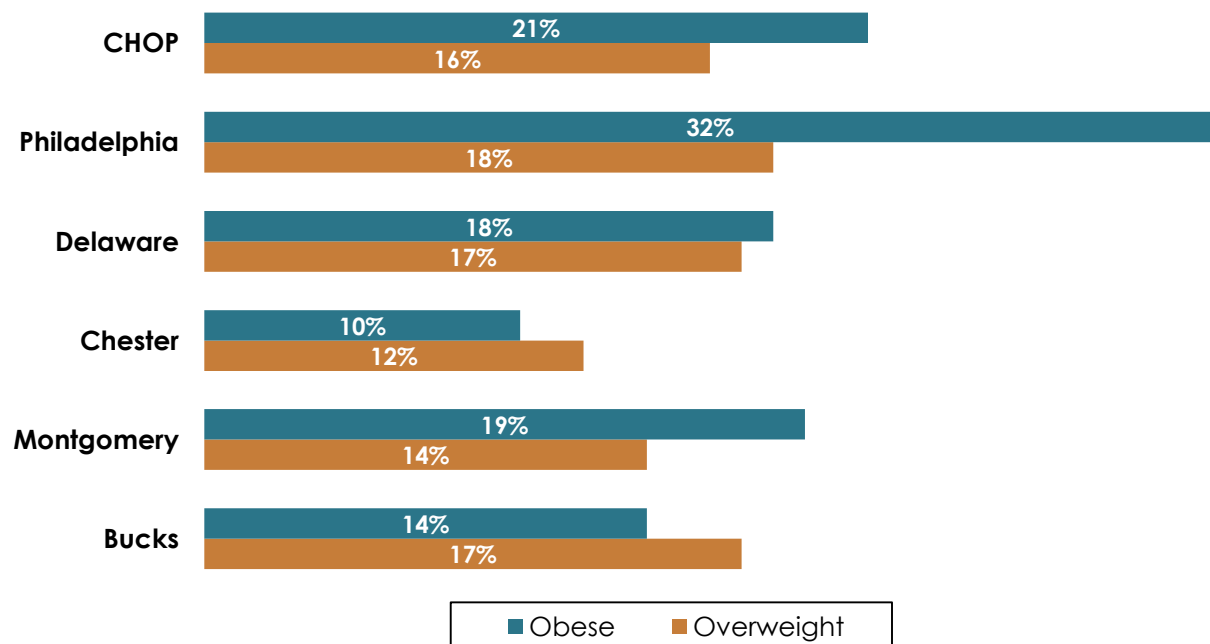
Among children, overweight and obesity are classified by body mass index (BMI) percentile for age. Children at the 85th percentile through 94th percentile for their age are considered overweight, while children at the 95th percentile or above are considered obese.

Childhood overweight and obesity can have long-term health effects. Community meeting participants listed obesity as a primary concern for both adults and children in the service area.

More than one in five children in the service area (21%) are obese, and 16% are overweight.

- Child obesity varies widely across Southeastern Pennsylvania, with 10% of children in Chester County and 32% of Philadelphia children classified as obese.

Figure 22. Obese and Overweight Children (0-17) by County, 2015



Source: PHMC's 2015 Southeastern Pennsylvania Household Health Survey

DIABETES

Diabetes in children remains rare in Pennsylvania. The most recent data available were from 2012, with .33% of school children reporting a Type I diabetes and .07% reporting a Type II diabetes diagnosis.⁵

In 2012, the prevalence of students in school in SEPA counties with Type 1 diabetes varied from a low of .28% in Philadelphia to a high of .36% in Chester County. The prevalence of Type II diabetes diagnoses varied from a low of .03% in Bucks County to a high of .08% in Philadelphia County.

MENTAL AND BEHAVIORAL HEALTH

Community meeting attendees listed mental and behavioral health services for children among the most important issues in children's health in the service area. Participants mentioned difficulties with referral, as well as the issues faced by parents and caregivers trying to navigate the mental health system. Children with private insurance can access specialty care in Delaware, but that isn't available to children with CHIP coverage. Mental and behavioral health care for families that speak only Spanish, or another non-English language, is even harder to come by.

MENTAL HEALTH STATUS

Depression. The YRBS asked participants about "feeling sad or hopeless" in the past year.⁶ Those who said that they felt this way "almost every day for two weeks in a row" so that they "stopped doing some usual activities" are considered at high risk for depression.

In Pennsylvania as a whole, one in four (24%) participants overall reported depressive symptoms; these varied by gender, with nearly one in three (31%) of the girls surveyed reporting symptoms, compared to half that rate among boys (16%).

⁵ Pennsylvania Department of Health. 2013. Students with Medical Diagnosis of Diabetes by Health District and County. Harrisburg; Bureau of Community Health Systems, Division of School Health.

⁶ Centers for Disease Control and Prevention (CDC). 1991-2013 High School Youth Risk Behavior Survey Data.

- The rate of symptoms was higher in Philadelphia, where nearly one in three participants (30%) reported this severity of symptoms, including 38% of girls and 21% of boys.

Suicidal Ideation. In the YRBS, 14% of high school students in Pennsylvania as a whole reported “seriously considering suicide” in the past year.

- A similar proportion (13%) in Philadelphia considered suicide.

More girls than boys reported this type of suicidal ideation, with nearly one in 5 (19%) of girls in Pennsylvania reporting this intensity of thoughts as compared to 8% of boys.

- Similar proportions of girls (18%) and boys (8%) reported suicidal ideation in Philadelphia
- However, students in Philadelphia were more likely to report making an attempt: 10% of students reported attempting suicide in the past year in Philadelphia, compared to 6% in Pennsylvania as a whole.

The suicide rate for adolescents and young adults in SEPA as a whole (2009-2012) was 7.0 deaths per 100,000. However, rates varied substantially by county.

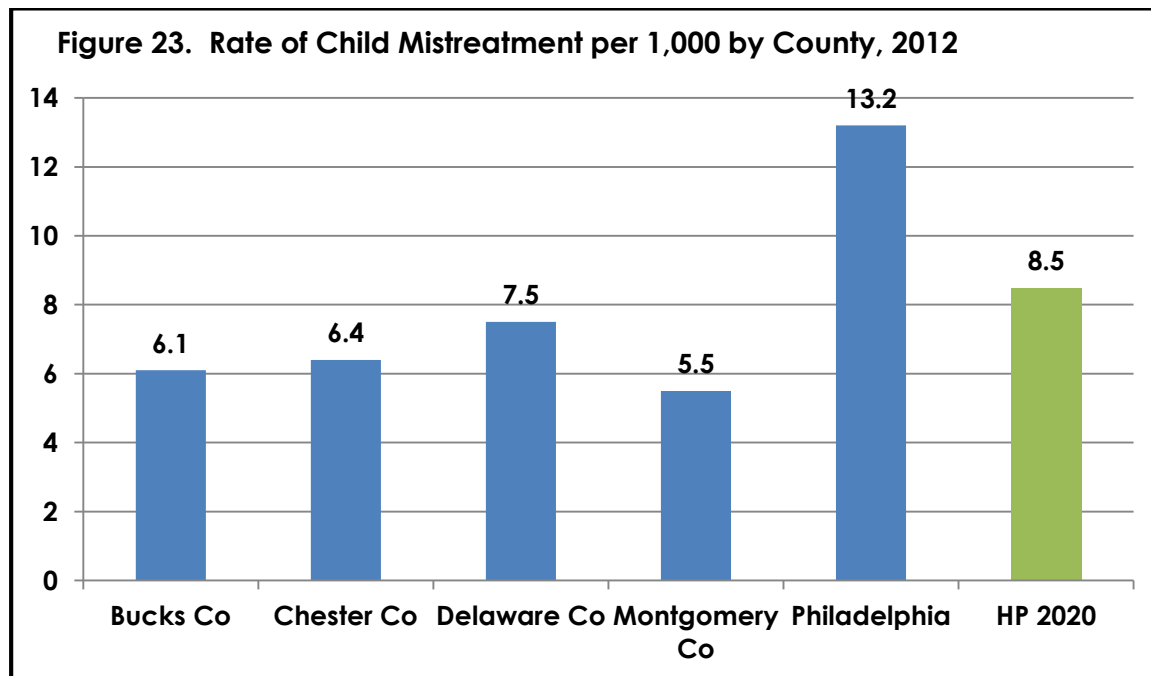
- Bucks County had the highest rate of youth and young adult suicide, with 9.8 deaths per 100,000.
- Chester County (8.5 per 100,000) and Delaware County (7.5 per 100,000) were second and third.
- Montgomery County and Philadelphia County had the lowest rates of adolescent and young adult suicide, with 5.3 and 5.7 deaths per 100,000, respectively.

CHILD ABUSE

The Healthy People 2020 goal for mistreatment of children under the age of 18 is for fewer than 8.5 children per 1,000 to report mistreatment. In Southeastern Pennsylvania, most areas met this goal.

In 2012, Bucks (6.1 per 1,000), Chester (6.4), Delaware (7.5) and Montgomery (5.5) Counties met the goal for reported mistreatment of children.

However, Philadelphia had a higher rate of child mistreatment reports in 2012 than the HP 2020 goal (13.2 compared to 8.5).



Source: Pennsylvania Department of Health. 2015. Family Health Statistics for Pennsylvania and Counties: 2014 Report. Harrisburg, PA: Department of Health Informatics.

ACCESS TO HEALTH CARE

Regular healthcare allows children to receive earlier, less expensive treatment, get well sooner, and prevents costly complications and longer illnesses.

HEALTH INSURANCE STATUS

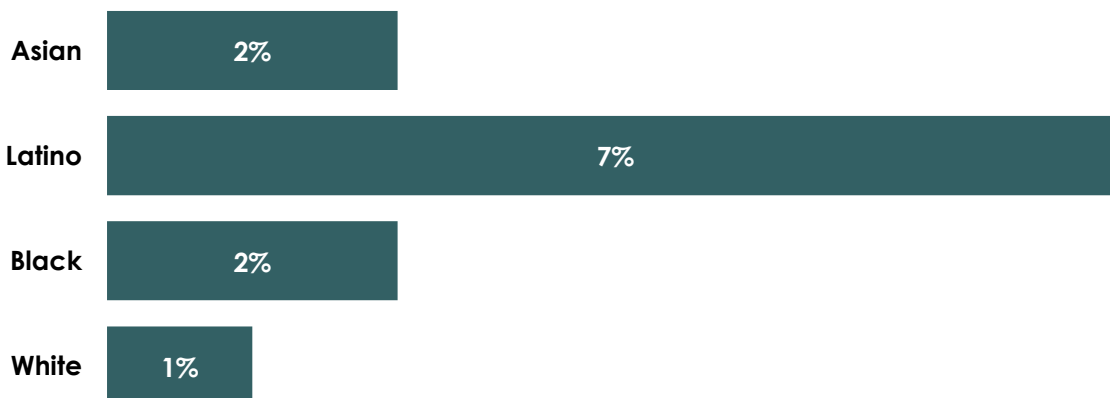
The Healthy People 2020 goal for health insurance coverage is 100% of persons with medical insurance. Ninety-eight percent of children in the CHOP service area have public or private health insurance coverage. This does not meet the Healthy People 2020 goal for health insurance coverage.

While most children in the service area have health insurance coverage, about 21,300 (2%) do not.

Attendees at community meetings said that enrollment is a frustrating process, and making an appointment with a specialist who accepts the child's insurance can be challenging. Insuring children in families with mixed immigration status was also listed as a difficulty.

Among Latino children in the CHOP service area, 7% have no public or private health insurance, while 1-2% of children in other racial and ethnic groups are uninsured.

Figure 24. No Health Insurance by Race/Ethnicity, Children 0-17, 2015



Source: PHMC's 2015 Southeastern Pennsylvania Household Health Survey

INFORMATION ACCESS

Caregivers of children were asked how they preferred to receive information about health and social services. Most caregivers prefer to receive information by email or postal mail.

- About 40% of children live in households where their caregiver prefers to receive this information by email, while 31% prefer to receive it by postal mail, though there is a socioeconomic difference.
 - Children living below 150% of the Federal Poverty Level are more likely to live in households where their caregivers prefer postal mail (41%, as compared with 26% of children living above 150% of the Federal Poverty Level).
 - Email preferences are reversed for children living above 150% of poverty, with 43% of non-poor children living in households with caregivers that prefer email, as compared with 29% of poor children.

While fewer children live in households where their caregivers prefer to receive this information by social media (11% of children), many children have caregivers who report using social media to connect with community organizations providing services.

Nearly half of children (48%) have caregivers who connect with these organizations via social media, and there is little difference by income level.

The caregivers of more than half of white children (52%), 45% of Latino children, 44% of black children and 39% of Asian children have connected with community organizations on social media sites.

PRIMARY CARE

According to Healthy People 2020, at least 95% of all people should have a specific source of ongoing care. The CHOP service area meets this goal.

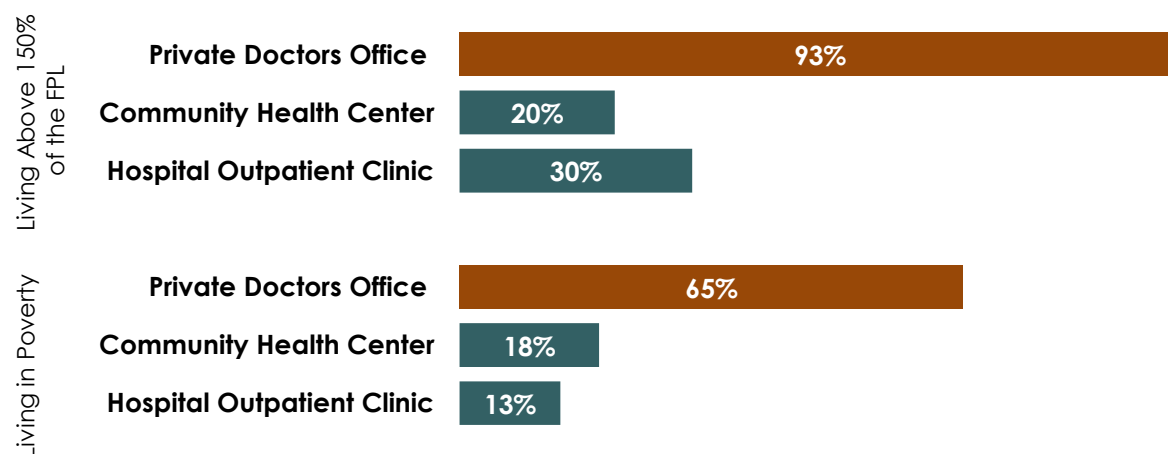
Ninety-six percent of children in the CHOP service area have a regular source of healthcare, a place where the child can go when they are sick or their caregiver needs advice about the child's health. Having a regular source of care is important since children who have a regular source of care are more likely to receive care when they are sick compared with those who do not.

Across the CHOP service area, 31,800 children have no regular source of care.

Among children in the CHOP service area with a regular source of care, 85% receive that care at a private doctor's office, though children in poverty are more likely to receive that care elsewhere.

- Just two-thirds of children in poverty with a regular source of care (65%) receive that care at a private doctor's office, as compared with 93% of children living above 150% of the Federal Poverty Level.
- Among children in poverty with a regular source of care, 18% receive their care at a community health center or public clinic, 13% receive it at a hospital outpatient clinic, and 5% receive their care somewhere else.

Figure 25. Type of Setting for Regular Care, Children, 2015



Source: PHMC's 2015 Southeastern Pennsylvania Household Health Survey

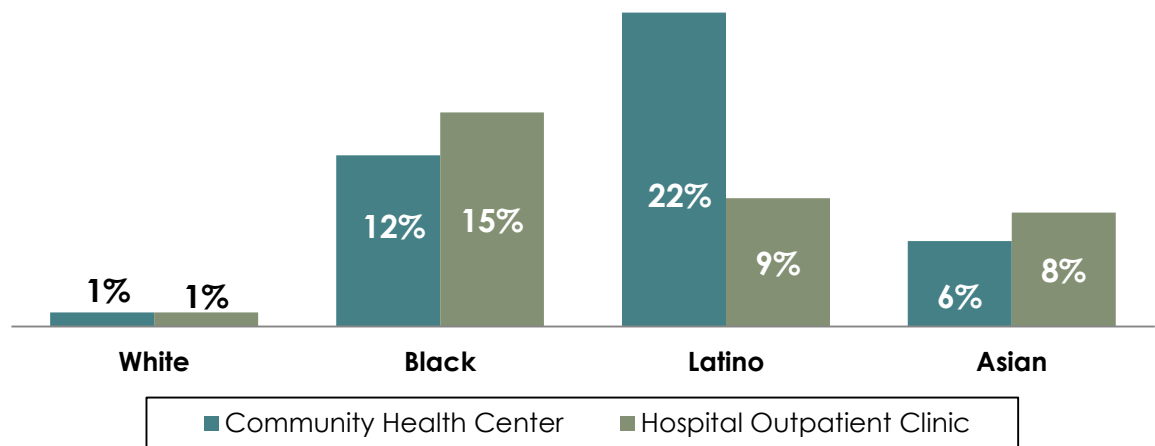
Latino children are more likely to receive their regular care at clinics:

- 22% of those with a regular care provider go to a community health center or public clinic and
- 9% receiving their care at a hospital outpatient clinic.

This is a higher use of community health centers than for:

- Black children (12% get care at community health centers or public clinics and 15% get care at hospital outpatient clinics);
- Asian children (6% and 8%, respectively); and
- White children (about 2% of white children receive care at either a public or hospital clinic).

Figure 26. Type of Setting for Health Care by Race/Ethnicity, Children 2014-2015



Sources: Pennsylvania Department of Health, Bureau of Health Statistics and Research. Calculations prepared by PHMC

IMMUNIZATIONS

The most recent data from the 2014 National Immunization Survey⁷ data show that the recommended immunization series for the 19 to 35-month-old-age group is 78% in Pennsylvania as a whole, and 76% in Philadelphia. These are approaching the Health People 2020 goal of 80% of this combined series of immunizations.

The National Immunization survey from 2014 also indicates more detail about specific immunizations (CDC, 2015a).⁸ Pennsylvania children age 19 to 35 months are close to, or exceeding, the Healthy People 2020 immunization goals of 90% for the MMR (92%), and DTaP (86%) vaccines. However, Pennsylvania children are behind in hepatitis C (79%) and hepatitis A (62%), a pattern seen in Philadelphia as well.

For kindergarteners in Pennsylvania, high (92%) rates of MMR vaccination are maintained, according to records for the 2014-2015 school year (CDC, 2015b). Similarly, 92% of kindergarten enrollees have been vaccinated against varicella with the 2-dose vaccine regimen, and 94% have been vaccinated against diphtheria and tetanus. For all of these vaccines, Pennsylvania kindergarten students are close to the Healthy People 202 goals of vaccinating 95% of children in this age group. However, pertussis vaccination is not required in Pennsylvania, so data on this are not available.

For adolescents 13-17, the National Immunization Survey- teen showed that more than 90% of teens in Pennsylvania overall and Philadelphia specifically were vaccinated as recommended for diphtheria, tetanus, pertussis (adult T-daP vaccine), measles, mumps, rubella (MMR) and meningitis.

However, adolescent vaccination with the HPV vaccine was lower, and varied by gender. In Pennsylvania overall, 67% of girls had at least one dose of the HPV vaccine, and 48% had completed the three dose course of the vaccines. In Philadelphia, 80% of girls had at least one dose, and 59% had completed the three dose vaccine regimen. Fewer boys were vaccinated, with only 47% of boys in Pennsylvania and 63% of boys in Philadelphia starting the vaccinations for HPV, and only 26% of boys in Pennsylvania overall and 35% of boys in Philadelphia specifically completing the three-dose vaccination schedule.

⁷ Centers for Disease Control and Prevention. 2015a National, State, and Selected Local Area Vaccination Coverage Among Children Aged 19–35 Months — United States, 2014. MMWR 64(33); 889-896.

⁸ Centers for Disease Control and Prevention. 2015b Estimated vaccination coverage among children enrolled in kindergarten by State and the United States, Annual School Vaccination Assessment Report, 2014-15 school year. CDC: National Center for Immunization and Respiratory Diseases.

DENTAL CARE

Attendees at community meetings mentioned insurance barriers to dental care for adults and children, indicating the difficulty many people have getting dental coverage, or finding a dentist that accepts their type of insurance coverage.

Nearly one in five children in the service area (18% or about 161,000) did not have a dental visit during the past year.

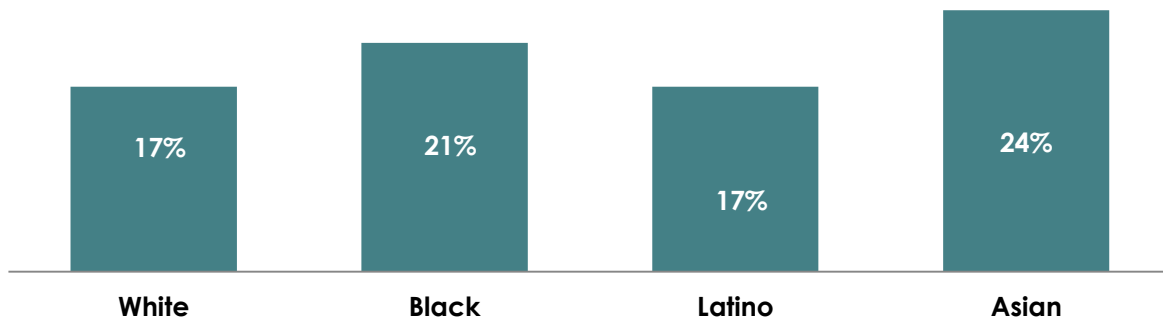
Poor children are more likely to go without dental care than non-poor children.

- About one-quarter of children living below 150% of the Federal Poverty Level (24%) went without a dental checkup compared to 16% of children living above 150% of the Federal Poverty Level.

Racial and ethnic gaps in dental care exist within the service area. Asian children are less likely to get dental care.

- About one-quarter of Asian children (24%) had no dental visit in the past year, compared with 21% of black children, and 17% of both Latino and white children.

Figure 27. No Dental Visit in the Past Year by Race/Ethnicity, Children 0-17, 2014-2015

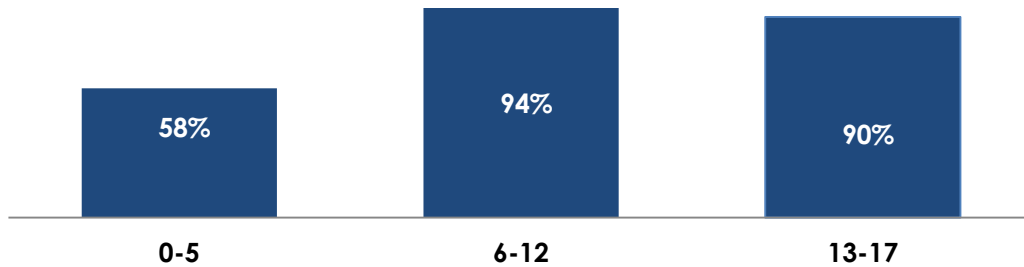


Sources: Pennsylvania Department of Health, Bureau of Health Statistics and Research. Calculations prepared by PHMC.

Older children in the service area were more likely to have had a dental visit in the past year than were children under age 5.

- 94% of children ages 6 to 12 visited a dentist in the past year, as had 90% of teenagers, compared to 58% of children under 5.

Figure 28. Children Seen by a Dentist by Age Group, 2014-2015



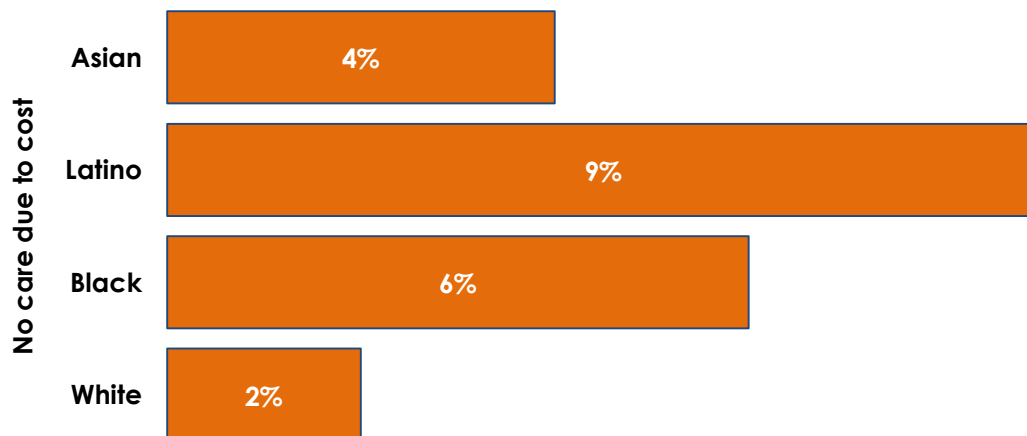
Sources: Pennsylvania Department of Health, Bureau of Health Statistics and Research. Calculations prepared by PHMC.

There is geographic variation in dental care for children as well: in Philadelphia and Delaware Counties, 20% of children have gone without a dental visit in the past year, as have 16% in Montgomery County and 14% in Bucks and Chester Counties.

About 35,000 children in the service area (4%) did not receive dental care in the past year due to cost, and this varied among racial and ethnic groups.

- Latino children (9%) are more likely to miss necessary dental care because of the cost of care in the past year, as did 6% of black children, 4% of Asian children and 2% of white children.

Figure 29. Cost Barriers to Dental Care by Race/Ethnicity, Children, 2015



HEALTH BEHAVIORS

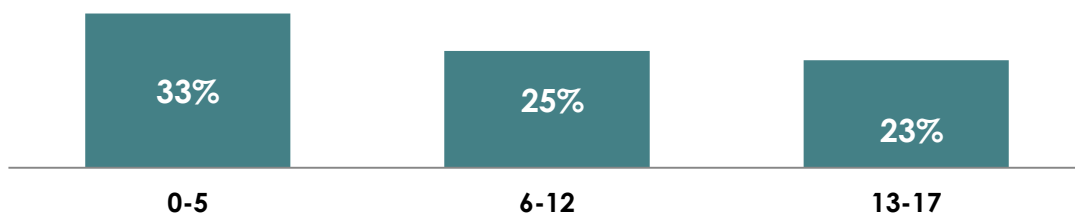
NUTRITION

Healthy eating can be a struggle for many children in the service area. Community meeting participants noted that children who depend on school meals suffer during summers, and that food insecurity is invisible in Montgomery County during the summer. Parents in the service area may not be aware of existing programs, like summer meal services. One attendee indicated that healthy lifestyle changes are difficult for families with limited financial resources, so they become “almost impossible for families that are also dealing with other stresses.”

Only one-quarter of children in the CHOP service area (26%) eat a healthy diet, which should include four or more servings of fruits and vegetables each day; 74% are not eating healthy foods.

- This represents more than 579,000 children.
- On average, younger children eat more fruits and vegetables than older children.
- One-third of children ages 0-5 in the service area, 33%, eat four or more servings of fruits and vegetables, as do 25% of children ages 6-12 and 23% of teenagers.

Figure 30. Number of Servings of Fruits and Vegetables by Age Group, 2014-2015



Sources: Pennsylvania Department of Health, Bureau of Health Statistics and Research. Calculations prepared by PHMC.

Fruit and vegetable consumption varies geographically.

- In Delaware County, 18% of children eat fewer than four servings of fruits and vegetables each day, while in Montgomery County 30% of children eat fewer than four servings each day.

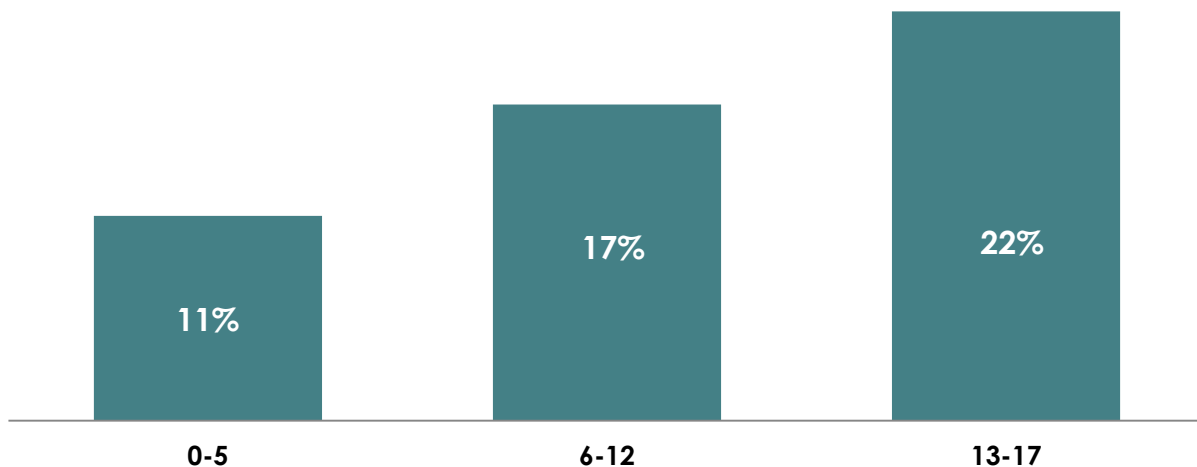
EXERCISE

The Centers for Disease Control and Prevention recommends that children get 60 minutes of physical activity each day⁹.

Within the CHOP service area, 18% of children are physically active fewer than three times each week.

- Younger children are more active than older children: 11% of children under 5 years of age are active fewer than three times per week, as are 17% of children ages 6-12, and 22% of teenagers.

Figure 31. Children 0-17 Physically Active Less than Three Times Each Week by Age Group, 2014-2015



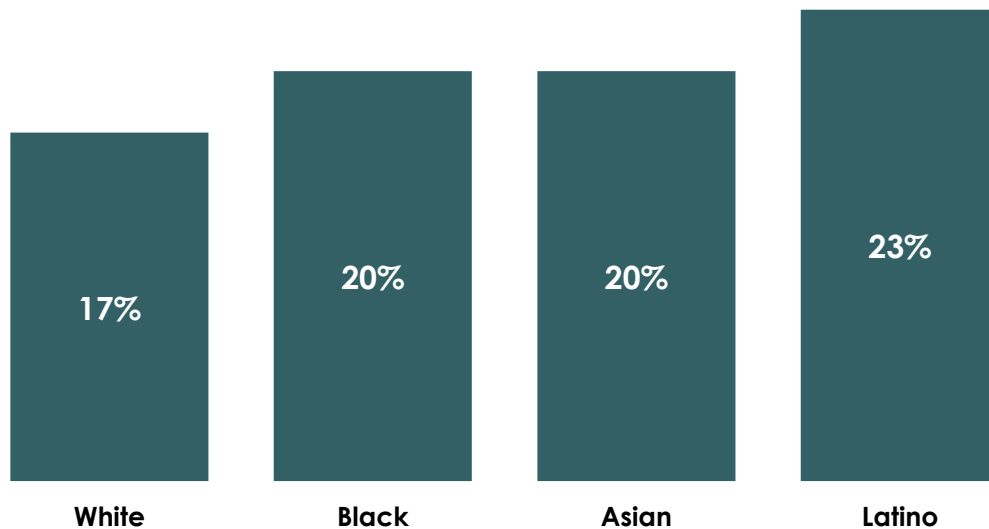
Source: PHMC's 2015 Southeastern Pennsylvania Household Health Survey

Children in households with lower incomes are less likely to be physically active;

- 22% of children living below 150% of the Federal Poverty Level are active fewer than three times per week, as compared with 17% of other children.

⁹ <http://www.cdc.gov/physicalactivity/basics/children/>

Figure 32 . Children Physically Active Less than Three Times Each Week, by Race/Ethnicity, 2015



Source: PHMC's 2015 Southeastern Pennsylvania Household Health Survey

Latino children are less physically active than children in other racial and ethnic groups.

- About 23% of Latino children, 20% of black and Asian children, and 17% of white children are active fewer than three times per week.

Community meeting attendees listed the cost of physical activity programs for children as a barrier to exercise. In addition to the cost of summer camps and afterschool programs, one participant noted that there aren't enough spaces on the sports teams and recreational programs. In some communities, attendees indicated that children aren't safe playing outside.

HOUSING INSECURITY

Insecure housing is widely recognized as an important social determinant of health and is linked to a wide range of poor health outcomes, especially for children.

Households that spend more than 30% of their pre-tax income on housing expenses are at high risk for housing insecurity.

- In Southeastern Pennsylvania, a majority of renting households (55%) spent more than 30% of their income on rent in 2015.

The high rate of housing insecurity among renting households was remarkably consistent across counties, ranging from a low of 49% in Chester County to a high of 58% in Philadelphia.

One in three (33%) home-owning households spent more than 30% of their income on housing.

- Philadelphia also had the highest proportion of home-owning households with housing insecurity, with 39% of home-owning households paying more than 30% of pre-tax income for housing expenses.

TOBACCO USE

The 2015 Philadelphia Youth Risk Behavior Survey (YRBS) asks high school students about a wide variety of substances used, including tobacco.¹⁰

One-third (33%) of high school students in Philadelphia report ever smoking cigarettes, with 2% reporting smoking cigarettes 20+ days in the past 30 days.

- About six percent (6%) of Philadelphia students reported using smokeless tobacco products.
- Philadelphia students were more likely to report using cigars or cigarillos in the past month (10%) than cigarettes (7%).

Philadelphia high school students were more likely to report using electronic vapor devices than smoking cigarettes in the past month (39% compared to 33%).

Among male and female students, similar percentages have used cigarettes, smokeless tobacco, cigars, and electronic vapor devices.

Cigarette smoking and electronic vapor device use increase with grade level.

- Twenty seven percent of ninth graders have tried cigarettes compared to 43% of twelfth graders.
- One-third (33%) of ninth graders have used an electronic vapor device compared to 46% of twelfth graders.

ALCOHOL AND SUBSTANCE USE

According to the YRBS, more than one in four high school students in Philadelphia (27%) reported drinking alcohol in the past 30 days.

- About one in nine students (11%) reported binge drinking in the past 30 days.

A large minority of students have tried marijuana in Philadelphia: two in five (40%) high school students have ever used marijuana, and one in five (21%) have used it in the past 30 days.

Other drug use is far less common.

¹⁰ Source: Youth Risk Behavior Survey, School District of Philadelphia, 2015 (n=1,874)

The most common use of substances other than marijuana by Philadelphia students are prescription drugs (such as painkillers, anti-anxiety medications, or Ritalin) without a prescription (13%).

- Inhalants are the second most commonly substance after prescription drugs among Philadelphia students (8%).

Substance use rates among male and female students in Philadelphia are relatively similar. However, binge drinking and taking prescription drugs without a prescription increase steadily from ninth graders (6% and 11%, respectively) to twelfth graders (21% and 19%, respectively).

VIOLENCE

Carrying a weapon. About one in eight high school students (12%) carried a weapon, such as a gun, knife, or club, in the past 30 days; 5% carried a gun.

- Male students were almost two times more likely to carry a weapon than female students (17% compared to 9%).
- Eight percent of Philadelphia male high school students reported carrying a gun in the past month compared to 2% of female students.
- Similar percentages of ninth and twelfth graders carried a weapon in the past month (14% and 15%, respectively).

Involvement in physical fights. More than one-third of Philadelphia students (35%) reported being in a physical fight in the past year.

- More male students than female students reported being in a fight in the past year: two in five male students (41%) reported fighting compared to three in ten (30%) female students.

Bullying. In Philadelphia, 14% of students reported past-year bullying on school property; females (15%) were slightly more likely to report being bullied at school than males (12%).

- Ten percent of students reported being electronically bullied in the past year, including through email, chat rooms, instant messaging, websites, or texting.

SEXUAL ACTIVITY AND CONTRACEPTIVE USE

One-half of Philadelphia high school students (50%) have had sexual intercourse, according to the 2015 YRBS.

More than one-third (36%) of high school students in Philadelphia have been sexually active in the past three months.

Nine percent of sexually active high school students in Philadelphia report that they did not use any method to prevent pregnancy the last time they had sex. One in five sexually active high school students in Philadelphia (21%) did not use a condom the last time they had sex.

Males are more likely to engage in sexual intercourse than females, and more likely to use a condom during sex than females.

- Males were more to have ever had sexual intercourse (57%) than females (45%).
- Males were also more likely to have engaged in sexual intercourse within the past three months than females (39% versus 33%, respectively).
- Female students were slightly more likely to not use a condom than males, with 22% of Philadelphia females not using a condom at last sex compared to only 18% of Philadelphia males.

Among different high school grade cohorts, sexual activity and condom use increases between ninth and twelfth grades.

- More than one-third (38%) of ninth graders have had sexual intercourse compared to more than two-thirds (68%) of twelfth graders.
- Only 24% of ninth graders use a condom compared to 39% of high school seniors.

MENTAL HEALTH

More than one-third (34%) of Philadelphia high school students experienced feelings of hopelessness or sadness for two weeks that caused them to stop their usual activities.

- Fifteen percent have seriously considered attempting suicide at some point in their lives, and 12% have attempted suicide in the past year.
- One in five students (20%) has performed acts of self-harm in the past year without wanting to die.

- Seventeen percent of students tried to lose or keep from gaining weight by not eating for 24 hours or more.

Female high school students are twice as likely to have feelings of hopelessness as male students (44% versus 22%, respectively).

- Similarly, female students (19%) are nearly twice as likely to have ever seriously considered attempting suicide as male students (11%).
- Female students were slightly more likely to have attempted suicide in the past year than male students (13% versus 9%, respectively).

Mental health indicators vary considerably by grade level; high school seniors are more likely to report better mental health than ninth graders.

- For example, 39% of ninth graders report having had feelings of sadness or hopelessness for two weeks in their lifetime compared to 30% of high school seniors.
- One in five (20%) ninth graders has seriously considered attempting suicide compared to one in nine (11%) twelfth graders.
- Nearly one-quarter of ninth graders (24%) have performed acts of self-harm in the past year compared to 16% of twelfth graders.

VIII. UNMET NEEDS

The unmet health care needs for The Children's Hospital of Philadelphia CHNA area were identified and prioritized by comparing the health status, access to care, health behaviors, and utilization of services for residents of the CHNA area to the state's health priorities and Healthy People 2020 goals for the nation. The current needs assessment, conducted by Public Health Management Corporation, builds upon previously identified unmet health needs using more recent data to review the following health needs and priorities of communities in the CHOP service area. The previous needs assessment found the following unmet needs: (1) improved access to primary and preventive care and health education for children, particularly for children living in poverty or with special needs; (2) improved access to specialty care, including dental and vision care; (3) improved access to mental and behavioral health services; (4) Education programs to address cultural and language barriers, especially among caregivers who do not speak English; (5) education to address chronic disease management, especially asthma and behavioral and mental health; (6) education and interventions to address overweight and obesity prevention for children; and (7) access to pregnancy prevention, behavioral health and substance use for teens.

Since the service area consists of all of SEPA, significance testing to determine what areas should be prioritized compared to the rest of SEPA could not be completed. However, themes of types of unmet needs are still clear.

In 2015, the majority (95%) of the children in the CHOP service area were in excellent, very good, or good health. However, 5% (representing more than 42,000 children in SEPA), are in fair or poor health.

- Improved access to primary and preventive care for vulnerable children: According to community meeting attendees and data sources, only a small proportion of children do not have a primary care provider. However, the children who do not have a primary care provider are likely a vulnerable group.
 - One in 25 children (4%) do not have a regular source of care, according to the Household Health Survey. Although this suggests that challenges to accessing primary care are rare, the Healthy People 2020 goal is for 100% of children under 18 to have a "regular place" for receiving care to ensure appropriate continuity of care.

- Community members reported that hours and locations of primary care locations are often challenging to access, especially when children need urgent care and for parents who do not have access to a car.
 - Access to care for children in immigrant families was a serious concern for the community members, despite some very good programs targeting this population. Children who are undocumented or in mixed-status families face particularly difficult challenges with access to care. Getting children to a care provider can be especially difficult when some children in the family are eligible for CHIP and others are not, because they may need to receive care from different practices.
 - Primary care access is also a concern for some older adolescents who need to bring themselves in for care. Furthermore, community members expressed concern about continuity of care when adolescents need sexual health care or when it is time to transition to an appropriate adult medical home, especially if they lose CHIP and do not get other insurance.
- Improved access to specialists, dental, and vision care: Access to these needed health resources continues to be a serious issue for children in SEPA.
 - Community meeting attendees in all of the locations discussed the challenges of accessing specialist appointments for children. Because so few specialists serve children, getting an appointment with one that takes a child's insurance can be a serious challenge.
 - For low income parents outside Philadelphia, the transportation challenge of getting a child to a distant specialist's office can make an appointment a daunting all-day event.
 - Access to dental care varied by community in SEPA. Although community meeting attendees reported that most children can receive dental screenings in schools, access to affordable dental care for children can be a challenge, especially for children who are not eligible for CHIP. The Household Health survey data indicates that about one in six children (18%) did not visit a dentist in the past year, and that about one in 25 (4%) needed dental care that they did not get because of cost.
- Access to sex education, sexual health services, and OB-GYN services for teens.
 - Community members discussed these needs, and pointed out that in PA, adolescents are able to consent to treatment, but that they may not know this or know where to go to get sexual health services if they need or want them.
 - One in five sexually active young people in Philadelphia did not use birth control, and two in five did not use a condom the last time they had sex, putting themselves at risk for pregnancy and sexually transmitted infections.

- Some groups of young women age 15-17 have high fertility rates across SEPA counties, including black (33.1 births per 1,000) and Latinas (40.4 births per 1,000). Birth rates for this age group are highest in Philadelphia County for each ethnicity recoded in vital stats data.
- Access to mental health, behavioral health, and substance abuse screening, education, and services are needed for children and families in the service area.
 - Community meeting attendees emphasized the widespread nature of trauma, including the intergenerational transmission of trauma from domestic violence and community violence, and the need for a trauma-informed perspective in all types of services.
 - Fighting and bullying are common: according to YRBS data, about one in three Philadelphia high school students has been involved in a physical fight at school and about one in six has been bullied at school. Community meeting attendees discussed gang activity in neighborhoods in Philadelphia and Norristown as a safety issue for children and youth, but indicate that more adults are directly involved than children. Bullying and fighting may be both a symptom and a cause of behavioral and mental health challenges and a need for treatment.
 - Alcohol, marijuana, and other substances were commonly reported in the YRBS for both available geographic breakdowns—Pennsylvania as a whole and Philadelphia. Both areas have higher rate of use than the HP 2020 goal of 18.4 or fewer using either in the past 30 days; at least one in three adolescents in both the city and the state reported alcohol use, and at least 20% reported marijuana use. Furthermore, community members reported concerns about “hard” substance use, especially use of opioid painkillers, potentially leading to later heroin use.
 - Community meeting attendees were particularly concerned about access to psychiatrists and other mental health specialists for children and adolescents. It is nearly impossible to find psychiatrists who take children, which means that many who may need medication to manage a mental health condition cannot benefit from it. Other providers are also difficult to access.
- Access to healthy food, opportunities for physical activity, and wellness education are needed for children in the service area.
 - Healthy eating can be a challenge for many in the service area. Community meeting attendees noted that middle and low income families, especially those who have unstable housing, may face challenges with access to healthy foods. They were particularly concerned about nutrition knowledge and choices among older children and teens, and expressed concerns about the eating habits of older children who may be responsible for their own meals. Data from the HHS

shows that most children do not eat enough vegetables, and that vegetable consumption decreases with age, indicating age-related concerns are valid.

- Physical activity was also a concern for community meeting attendees, who were concerned that there is not enough access to activity at school, in after-school activities, or at home. These concerns were upheld by HHS data: about one in five children in the service area are not physically active at least three times a week, and physical activity is more of a problem with increasing age.
 - Obesity was also a concern expressed by meeting attendees, and connected to the nutrition and physical activity concerns they expressed. In the service area, the obesity rates of children are higher than Healthy People 2020 goals, which call for obesity rates under 16.1%—in SEPA, over 21% of children are obese—and obesity is over the HP 2020 threshold in Philadelphia, Montgomery, and Delaware counties.
- Increased collaboration and communication to create a more seamless approach between services.
 - One of the major themes at community meetings was the complexity of the systems that children and families must navigate to access services, and the importance of the systems working together for the best outcomes for children. Attendees in many different roles suggested that children and parents needed to be linked to all the resources possible regardless of where they started.
 - The challenge of navigating the system is more difficult for lower income families, families whose first language is not English, and parents with less education.
 - Increased access to education, primary care and other health services for families and children who do not speak English. Despite clear efforts to increase access to appropriate education and linguistic services, some gaps remained, according to community members.
 - Education about the U.S. health-care model is needed for some parents to understand preventive medicine and the idea of a “medical home.”
 - Health education and interpretation efforts could especially improve for families who speak languages other than English and Spanish, according to the community meeting attendees.

APPENDIX A: PHMC'S COMMUNITY AND POPULATION ASSESSMENTS

A list of community and population assessments PHMC has completed includes:

- 28 Community Health Needs Assessments for DVHC Member Hospitals, 2012
- Berks County Community Health Needs Assessment, 2012
- Philadelphia Health Care Trust Needs Assessment, 2011
- School District of Philadelphia Head Start Needs Assessment, 2010
- Jewish Federation of Greater Philadelphia Older Adult Needs Assessment, 2010
- Main Line Area Older Adults Needs Assessment, 2010
- William Penn Foundation Youth Development Initiative Population Studies, 2006, 2008, 2010
- National Nursing Centers Consortium Northeast Philadelphia Needs Assessment, 2009
- Latino Youth Needs Assessment, 2009
- National Children's Study Montgomery County Vanguard Center Needs Assessment, 2008
- Planned Parenthood of Bucks County LGBTQ Needs Assessment, 2007
- Project HOME North Philadelphia Needs Assessment, 2006
- Children's Hospital of Philadelphia Early Head Start Needs Assessment, 2003 and 2006
- Philadelphia Corporation for Aging Older Adults Needs Assessment, 2004
- North Penn (Montco) Community Health Special Populations Needs Assessment, 2003
- North Penn (Montco) Community Health Needs Assessment, 2002
- Brandywine Health Foundation Community Needs Assessment, 2002
- Philadelphia Chinatown Health Needs Assessment, 2001
- Philadelphia Latino Community Health Needs Assessment, 2001
- Burlington County, NJ Homeless Veterans Needs Assessment, 2001
- Phoenixville Community Health Foundation Special Populations Needs Assessment, 2000
- American Red Cross (SEPA Chapter) Needs and Impact Assessments, 1999
- Berwick, Pennsylvania Community Health Needs Assessment, 1999
- East Parkside Needs Assessment, 1999
- Phoenixville Community Health Foundation Needs Assessment, 1999
- City of Philadelphia Office of Housing and Community Development Elderly Housing Needs Assessment, 1997
- Presbyterian Foundation Assisted Living Assessment of West Philadelphia, 1997
- Five County (NJ) Elderly Health Needs Assessment, 1997
- Suburban Camden County Health Needs Assessment, 1997
- Bucks County Community Health Needs Assessment - Quantitative Analysis, 1994; Update, 1997
- Cumberland, Gloucester, and Salem Counties Health Needs Assessments, 1996
- Presbyterian Foundation Assisted Living Assessment of South and North Philadelphia, 1996
- Montgomery County Health Department Maternal and Child Health Needs Assessment - quantitative data analysis, 1996

- Haddington Area Needs Assessment, 1996
- Partnership for Community Health in the Lehigh Valley - implementation phase, 1996
- Delaware Valley Health Care Council Regional Health Profile, 1996
- City of Camden Needs Assessment, 1996
- Paoli Memorial Hospital Needs Assessment, 1994
- Northeast Philadelphia Partnership for a Healthier Community - qualitative data analysis, 1994
- Misericordia Hospital Community Health Needs Assessment , 1993
- Crozer-Keystone Health System, Delaware County Needs Assessment - quantitative data analysis, 1993
- Chester County Title V Maternal and Child Health Needs Assessment , 1993
- Chester County Maternal and Child Health Consortium Needs Assessment, 1993
- Bucks County Title V Maternal and Child Health Needs Assessment , 1993

APPENDIX B: U.S. CENSUS TABLES

KEY
Trends over time are shown as a
brown line at the end of the
table.

Bucks County

Table 1. Socio-Demographic Indicators, U.S. Census

	2013	2015	2020	Trend
	N %	N %	N %	%
Total Population	628,487	627,549	630,991	0.4%
Age				
0-17	139,737 22.2%	132,887 21.2%	124,713 19.8%	
18-44	194,860 31.0%	194,408 31.0%	195,984 31.1%	
45-65	195,228 31.1%	194,969 31.1%	188,680 29.9%	
65+	98,662 15.7%	105,285 16.8%	121,614 19.3%	
Gender				
Male	308,124 49.0%	307,761 49.0%	309,507 49.1%	
Female	320,363 51.0%	319,788 51.0%	321,484 50.9%	
Race/Ethnicity*				
White	539,721 85.9%	533,412 85.0%	523,857 83.0%	
Black	21,850 3.5%	23,645 3.8%	26,010 4.1%	
Asian	26,281 4.2%	28,188 4.5%	32,795 5.2%	
Other	10,779 1.7%	11,221 1.8%	12,631 2.0%	
Latino	29,856 4.8%	31,083 5.0%	35,698 5.7%	

Source: Nielsen-Claritas Pop-Facts Database and 2010 U.S. Census

Bucks County





Table 2. Economic Indicators, U.S. Census

	2013	2015	2020	Trend
	N %	N %	N %	%
Total Population	628,487	627,549	630,991	0.4%
Income				
Median Household Income	\$73,244	\$76,011	\$80,013	
Education				
Less than HS	29,714 6.8%	29,443 6.8%	29,872 6.7%	
HS Graduate	254,329 58.3%	253,037 57.4%	257,613 57.5%	
College or More	152,293 34.9%	158,315 35.9%	160,643 35.8%	
Employment				
Employed	325,028 91.9%	322,054 91.9%	328,872 91.9%	
Unemployed	28,668 8.1%	28,362 8.1%	28,959 8.1%	
Poverty Status				
Families living in poverty WITHOUT children	6,228 3.7%	6,756 4.0%	6,857 4.0%	
Families living in poverty WITH children	4,525 6.0%	4,681 6.1%	4,726 6.1%	
Housing Unit Type				
Renter-occupied	54,412 23.0%	54,329 22.9%	54,820 22.8%	
Owner-occupied	182,566 77.0%	183,272 77.1%	185,321 77.2%	

Source: Nielsen-Claritas Pop-Facts Database and 2010 U.S. Census

Bucks County

Table 3. Language Spoken at Home, U.S. Census

	2013	2015	2020	Trend
	N %	N %	N %	%
Total Population	628,487	627,549	630,991	0.4%
Language Spoken at Home				
English	530,902 89.4%	527,108 88.5%	530,576 88.6%	
Spanish	16,624 2.8%	17,784 3.0%	17,805 3.0%	
Asian Language	11,578 1.9%	10,827 1.8%	10,796 1.8%	
Other Language	34,809 5.9%	39,669 6.7%	39,765 6.6%	

Source: Nielsen-Claritas Pop-Facts Database and 2010 U.S. Census

Chester County

Table 1. Socio-Demographic Indicators, U.S. Census

	2013	2015	2020	Trend
	N %	N %	N %	%
Total Population	509,675	514,063	526,980	3.4%
Age				
0-17	124,080 24.3%	119,957 23.3%	116,636 22.1%	
18-44	167,546 32.9%	168,986 32.9%	172,119 32.7%	
45-65	147,848 29.0%	149,366 29.1%	148,212 28.1%	
65+	70,201 13.8%	75,754 14.7%	90,013 17.1%	

Gender				
Male	250,390 49.1%	252,665 49.2%	259,018 49.2%	
Female	259,285 50.9%	261,398 50.8%	267,962 50.8%	

Race/Ethnicity*				
White	412,368 80.9%	413,710 80.5%	415,138 78.8%	
Black	29,587 5.8%	30,293 5.9%	31,065 5.9%	
Asian	21,948 4.3%	23,644 4.6%	28,385 5.4%	
Other	9,133 1.8%	9,306 1.8%	10,444 2.0%	
Latino	36,639 7.2%	37,110 7.2%	41,948 8.0%	

Source: Nielsen-Claritas Pop-Facts Database and 2010 U.S. Census

Chester County

Table 2. Economic Indicators, U.S. Census

	2013	2015	2020	Trend
	N %	N %	N %	%
Total Population	509,675	514,063	526,980	3.4%
Income				
Median Household Income	\$85,554	\$83,868	\$86,663	
Education				
Less than HS	24,692 7.3%	24,368 7.3%	25,082 7.1%	
HS Graduate	146,489 43.5%	152,606 44.4%	157,737 44.5%	
College or More	165,691 49.2%	166,887 48.5%	171,938 48.5%	
Employment				
Employed	261,549 94.1%	263,833 93.0%	274,527 93.0%	
Unemployed	16,449 5.9%	19,821 7.0%	20,647 7.0%	
Poverty Status				
Families living in poverty WITHOUT children	4,759 3.6%	6,193 4.7%	6,358 4.7%	
Families living in poverty WITH children	3,381 5.1%	4,601 7.1%	4,724 7.1%	
Housing Unit Type				
Renter-occupied	44,551 23.9%	44,930 23.8%	46,074 23.8%	
Owner-occupied	141,794 76.1%	143,486 76.2%	147,130 76.2%	

Source: Nielsen-Claritas Pop-Facts Database and 2010 U.S. Census

Chester County

Table 3. Language Spoken at Home, U.S. Census

	2013	2015	2020	Trend
	N %	N %	N %	%
Total Population	509,675	514,063	526,980	3.40%
Language Spoken at Home				
English	421,292 88.2%	426,247 88.1%	437,527 88.1%	_____
Spanish	26,730 5.6%	26,825 5.5%	27,385 5.5%	_____
Asian Language	10,618 2.2%	10,315 2.1%	10,483 2.1%	_____
Other Language	19,196 4.0%	20,627 4.3%	21,094 4.2%	_____

Source: Nielsen-Claritas Pop-Facts Database and 2010 U.S. Census

Delaware County

Table 1. Socio-Demographic Indicators, U.S. Census

	2013	2015	2020	Trend
	N %	N %	N %	%
Total Population	559,856	563,729	569,605	1.7%
Age				
0-17	128,090 22.9%	126,131 22.4%	123,548 21.7%	
18-44	193,802 34.6%	195,383 34.7%	196,940 34.6%	
45-65	154,218 27.5%	154,833 27.5%	148,598 26.1%	
65+	83,746 15.0%	87,382 15.5%	100,519 17.6%	
Gender				
Male	268,621 48.0%	270,855 48.0%	274,319 48.2%	
Female	291,235 52.0%	292,874 52.0%	295,286 51.8%	
Race/Ethnicity*				
White	386,633 69.1%	386,153 68.5%	374,600 65.8%	
Black	115,152 20.6%	115,627 20.5%	123,719 21.7%	
Asian	27,970 5.0%	29,578 5.2%	33,303 5.8%	
Other	11,566 2.1%	12,129 2.2%	13,740 2.4%	
Latino	18,535 3.3%	20,242 3.6%	24,243 4.3%	

Source: Nielsen-Claritas Pop-Facts Database and 2010 U.S. Census

Delaware County

Table 2. Economic Indicators, U.S. Census

	2013	2015	2020	Trend
	N %	N %	N %	%
Total Population	559,856	563,729	569,605	1.7%
Income				
Median Household Income	\$61,884	\$62,974	\$65,373	
Education				
Less than HS	32,546 8.8%	29,402 8.8%	29,918 7.8%	—
HS Graduate	209,603 56.5%	215,552 57.2%	219,948 57.3%	
College or More	128,802 34.7%	131,797 35.0%	134,001 34.9%	—
Employment				
Employed	269,193 91.1%	267,719 91.0%	272,447 90.9%	—
Unemployed	26,390 8.9%	26,635 9.0%	27,139 9.1%	—
Poverty Status				
Families living in poverty WITHOUT children	9,896 7.1%	11,003 7.8%	11,086 7.8%	—
Families living in poverty WITH children	7,984 11.4%	8,517 12.7%	8,564 12.6%	—
Housing Unit Type				
Renter-occupied	61,787 29.6%	62,330 29.6%	63,233 29.7%	—
Owner-occupied	146,967 70.4%	148,253 70.4%	149,677 70.3%	—

Source: Nielsen-Claritas Pop-Facts Database and 2010 U.S. Census

Delaware County

Table 3. Language Spoken at Home, U.S. Census

	2013	2015	2020	Trend
	N %	N %	N %	%
Total Population	559,856	563,729	569,605	1.7%
Language Spoken at Home				
English	466,375 88.7%	467,360 88.1%	473,002 88.2%	_____
Spanish	13,556 2.6%	13,047 2.5%	13,132 2.4%	_____
Asian Language	14,367 2.7%	16,303 3.1%	16,353 3.0%	_____
Other Language	31,216 5.9%	33,518 6.3%	33,736 6.3%	_____

Source: Nielsen-Claritas Pop-Facts Database and 2010 U.S. Census

Montgomery County

Table 1. Socio-Demographic Indicators, U.S. Census

	2013	2015	2020	Trend
	N %	N %	N %	%
Total Population	809,053	817,612	833,447	3.0%
Age				
0-17	183,286 22.7%	177,668 21.7%	174,258 20.9%	
18-44	263,919 32.6%	268,500 32.8%	269,610 32.3%	
45-65	233,294 28.8%	235,156 28.8%	232,098 27.8%	
65+	128,554 15.9%	136,288 16.7%	157,481 18.9%	
Gender				
Male	392,569 48.5%	397,028 48.6%	405,144 48.6%	
Female	416,484 51.5%	420,584 51.4%	428,303 51.4%	
Race/Ethnicity*				
White	626,936 77.5%	629,519 77.0%	624,248 74.9%	
Black	70,247 8.7%	72,896 8.9%	78,401 9.4%	
Asian	56,447 7.0%	58,229 7.1%	65,513 7.9%	
Other	16,357 2.0%	17,247 2.1%	19,721 2.4%	
Latino	39,066 4.8%	39,721 4.9%	45,564 5.5%	

Source: Nielsen-Claritas Pop-Facts Database and 2010 U.S. Census

Montgomery County

Table 2. Economic Indicators, U.S. Census

	2013	2015	2020	Trend
	N %	N %	N %	%
Total Population	809,053	817,612	833,447	3.0%
Income				
Median Household Income	\$76,825	\$80,561	\$87,157	
Education				
Less than HS	39,186 7.0%	36,278 7.0%	37,032 6.4%	_____
HS Graduate	269,687 48.2%	271,507 47.7%	277,908 47.7%	_____
College or More	250,134 44.7%	261,981 46.0%	267,239 45.9%	_____
Employment				
Employed	418,816 93.3%	420,371 92.8%	432,645 92.8%	_____
Unemployed	30,110 6.7%	32,501 7.2%	33,474 7.2%	_____
Poverty Status				
Families living in poverty WITHOUT children	7,753 3.7%	8,280 3.9%	8,476 3.9%	_____
Families living in poverty WITH children	5,701 5.7%	5,631 5.7%	5,727 5.7%	_____
Housing Unit Type				
Renter-occupied	84,104 27.0%	84,801 26.9%	86,660 27.0%	_____
Owner-occupied	227,789 73.0%	230,077 73.1%	234,594 73.0%	_____

Source: Nielsen-Claritas Pop-Facts Database and 2010 U.S. Census

Montgomery County

Table 3. Language Spoken at Home, U.S. Census

	2013	2015	2020	Trend
	N	N	N	%
	%	%	%	
Total Population	809,053	817,612	833,447	3.0%
Language Spoken at Home				
English	669,076 87.9%	671,640 87.0%	686,036 87.1%	_____
Spanish	23,062 3.0%	25,184 3.3%	25,565 3.2%	_____
Asian Language	27,506 3.6%	31,423 4.1%	31,835 4.0%	_____
Other Language	41,309 5.4%	43,321 5.6%	44,054 5.6%	_____

Source: Nielsen-Claritas Pop-Facts Database and 2010 U.S. Census

Philadelphia County

Table 1. Socio-Demographic Indicators, U.S. Census

	2013	2015	2020	Trend
	N %	N %	N %	%
Total Population	1,548,343	1,562,939	1,594,004	2.9%
Age				
0-17	346,802 22.4%	355,910 22.8%	366,280 23.0%	
18-44	639,228 41.3%	639,303 40.9%	633,139 39.7%	
45-65	365,043 23.6%	366,004 23.4%	364,051 22.8%	
65+	197,270 12.7%	201,722 12.9%	230,534 14.5%	
Gender				
Male	732,377 47.3%	740,196 47.4%	758,795 47.6%	
Female	815,966 52.7%	822,743 52.6%	835,209 52.4%	
Race/Ethnicity*				
White	551,134 35.6%	560,038 35.8%	553,818 34.7%	
Black	650,865 42.0%	640,976 41.0%	633,421 39.7%	
Asian	103,633 6.7%	105,925 6.8%	116,718 7.3%	
Other	37,833 2.4%	39,653 2.5%	43,425 2.7%	
Latino	204,878 13.2%	216,347 13.8%	246,622 15.5%	

Source: Nielsen-Claritas Pop-Facts Database and 2010 U.S. Census

Philadelphia County

Table 2. Economic Indicators, U.S. Census

	2013	2015	2020	Trend
	N %	N %	N %	%
Total Population	1,548,343	1,562,939	1,594,004	2.9%
Income				
Median Household Income	\$34,341	\$36,553	\$39,155	
Education				
Less than HS	202,166	194,316	202,692	
	20.0%	20.0%	18.9%	
HS Graduate	580,174	588,576	615,438	
	57.5%	57.2%	57.3%	
College or More	226,748	245,718	256,153	
	22.5%	23.9%	23.8%	
Employment				
Employed	618,227	613,373	623,191	
	85.4%	84.0%	84.0%	
Unemployed	105,990	116,534	118,546	
	14.6%	16.0%	16.0%	
Poverty Status				
Families living in poverty WITHOUT children	71,644	75,010	76,463	
	20.7%	21.5%	21.5%	
Families living in poverty WITH children	53,139	55,674	56,771	
	30.0%	31.5%	31.5%	
Housing Unit Type				
Renter-occupied	280,570	284,697	292,523	
	46.0%	46.1%	46.3%	
Owner-occupied	329,537	332,482	339,115	
	54.0%	53.9%	53.7%	

Source: Nielsen-Claritas Pop-Facts Database and 2010 U.S. Census

Philadelphia County

Table 3. Language Spoken at Home, U.S. Census

	2013	2015	2020	Trend
	N	N	N	%
	%	%	%	
Total Population	1,548,343	1,562,939	1,594,004	2.9%
Language Spoken at Home				
English	1,142,550 79.0%	1,144,670 78.6%	1,172,056 78.7%	_____
Spanish	140,265 9.7%	146,596 10.1%	149,211 10.0%	_____
Asian Language	67,214 4.7%	69,399 4.8%	70,471 4.7%	_____
Other Language	95,388 6.6%	96,391 6.6%	98,214 6.6%	_____

Source: Nielsen-Claritas Pop-Facts Database and 2010 U.S. Census

SEPA

Table 1. Socio-Demographic Indicators, U.S. Census

	2013	2015	2020	Trend
	N	N	N	%
	%	%	%	
Total Population	4,055,414	4,085,892	4,155,027	2.5%
Age				
0-17	921,995 22.7%	912,553 22.3%	905,435 21.8%	
18-44	1,459,355 36.0%	1,466,580 35.9%	1,467,792 35.3%	
45-65	1,095,631 27.0%	1,100,328 26.9%	1,081,639 26.0%	
65+	578,433 14.3%	606,431 14.8%	700,161 16.9%	
Gender				
Male	1,952,081 48.1%	1,968,505 48.2%	2,006,783 48.3%	
Female	2,103,333 51.9%	2,117,387 51.8%	2,148,244 51.7%	
Race/Ethnicity*				
White	2,516,792 62.1%	2,522,832 61.7%	2,491,661 60.0%	
Black	887,701 21.9%	883,437 21.6%	892,616 21.5%	
Asian	236,279 5.8%	245,564 6.0%	276,714 6.7%	
Other	85,668 2.1%	89,556 2.2%	99,961 2.4%	
Latino	328,974 8.1%	344,503 8.4%	394,075 9.5%	

Source: Nielsen-Claritas Pop-Facts Database and 2010 U.S. Census

SEPA

Table 2. Economic Indicators, U.S. Census

	2013	2015	2020	Trend
	N %	N %	N %	%
Total Population	4,055,414	4,085,892	4,155,027	2.5%
Income				
Median Household Income	\$58,640	\$60,593	\$64,164	—
Education				
Less than HS	328,304 12.1%	313,807 12.1%	324,596 11.4%	—
HS Graduate	1,460,282 53.8%	1,481,278 53.7%	1,528,644 53.8%	—
College or More	923,668 34.1%	964,698 35.0%	989,974 34.8%	—
Employment				
Employed	1,892,813 90.1%	1,887,350 89.4%	1,931,682 89.4%	—
Unemployed	207,607 9.9%	223,853 10.6%	228,765 10.6%	—
Poverty Status				
Families living in poverty WITHOUT children	100,280 10.0%	107,242 10.6%	109,240 10.7%	—
Families living in poverty WITH children	74,730 15.3%	79,104 16.4%	80,512 16.4%	—
Housing Unit Type				
Renter-occupied	525,424 33.8%	531,087 33.9%	543,310 34.0%	—
Owner-occupied	1,028,653 66.2%	1,037,570 66.1%	1,055,837 66.0%	—

Source: Nielsen-Claritas Pop-Facts Database and 2010 U.S. Census

SEPA

Table 3. Language Spoken at Home, U.S. Census


	2013	2015	2020	Trend
	N %	N %	N %	%
Total Population	4,055,414	4,085,892	4,155,027	2.5%
Language Spoken at Home				
English	3,230,195 84.9%	3,237,025 84.3%	3,299,197 84.4%	_____
Spanish	220,237 5.8%	229,436 6.0%	233,098 6.0%	_____
Asian Language	131,283 3.5%	138,267 3.6%	139,938 3.6%	_____
Other Language	221,918 5.8%	233,526 6.1%	236,863 6.1%	_____

Source: Nielsen-Claritas Pop-Facts Database and 2010 U.S. Census








APPENDIX C: VITAL STATISTICS TABLES

KEY

Blue shading indicates HP2020 Goal is not been met.



Bar graphs in right column show trends over time.

Table 1. Average Annualized Fertility Rates for Women 15-44 Years by Race and Ethnicity, 2009-2012, in CHOP Service Areas								
	CHOP	Philadelphia	Delaware	Montgomery	Bucks	Chester	SEPA	
	Rate per 1,000 Number	Rate per 1,000 Number	Rate per 1,000 Number	Rate per 1,000 Number	Rate per 1,000 Number	Rate per 1,000 Number	Rate per 1,000 Number	
All Women 15-44	59.9 50,392	63.8 23,033	59.8 6,665	60.0 9,027	50.5 5,662	56.1 5,333	59.9 49,720	
Race/Ethnicity*								
White	50.3 26,230	42.8 6,238	54.0 3,996	56.1 6,535	47.9 4,641	53.2 4,160	50.0 25,570	
Black	70.0 14,409	72.1 10,969	70.6 1,911	59.7 886	54.1 281	51.6 366	69.9 14,412	
Asian	58.7 3,387	51.0 1,411	60.3 397	67.6 867	61.2 339	73.8 367	58.7 3,380	
Other	87.4 4,850	93.4 3,353	64.2 247	94.9 605	72.7 328	66.6 315	87.6 4,848	
Latina	84.6 6,118	84.6 3,965	70.0 278	91.0 719	72.1 432	97.0 711	84.7 6,106	
Non-Latina	56.4 43,364	58.6 18,435	58.0 6,231	58.0 8,266	48.8 5,179	52.4 4,597	56.3 42,708	

Notes:

The fertility rate is calculated per 1,000 women 15-44 years of age.

White, Black, Asian and Other races include Latinas.

*Unknown race and ethnicity appear only for the total.

Source: Pennsylvania Department of Health, Bureau of Health Statistics and Research. Calculations prepared by PHMC.

Table 2. Average Annualized Fertility Rates for Women 15-17 Years by Race and Ethnicity, 2009-2012, in CHOP Service Areas

	CHOP	Philadelphia	Delaware	Montgomery	Bucks	Chester	SEPA	
	Rate per 1,000 Number	Rate per 1,000 Number	Rate per 1,000 Number	Rate per 1,000 Number	Rate per 1,000 Number	Rate per 1,000 Number	Rate per 1,000 Number	
All Women 15-17	15.5 1,304	30.7 944	12.1 142	5.8 94	4.0 54	6.2 66	15.7 1,299	
Race/Ethnicity*								
White	4.2 215	9.2 76	4.4 34	2.5 32	3.1 36	3.5 31	4.3 209	
Black	33.1 768	36.1 615	31.3 94	19.5 35	14.3 9	21.9 16	33.1 769	
Asian	4.3 18	9.0 15	1.4 1	1.3 1	1.0 1	0.0 0	4.3 18	
Other	38.3 244	50.7 194	20.2 10	25.8 21	11.6 7	20.6 13	38.5 244	
Latina	40.4 309	45.8 232	30.0 12	37.0 28	14.7 10	37.4 29	40.6 309	
Non-Latina	12.5 957	26.6 683	11.0 125	4.1 64	3.4 43	3.7 36	12.7 951	

Notes:

The fertility rate is calculated per 1,000 women 15-44 years of age.

White, Black, Asian and Other races include Latinas. ND=Not Displayed. Rates are not calculated when there are less than 6 occurrences of the event over the course of 2009-2012..

Source: Pennsylvania Department of Health, Bureau of Health Statistics and Research. Calculations prepared by PHMC.

*Unknown race and ethnicity appear only for the total

Table 3. Average Annualized Low Birth Weight Rates by Race and Ethnicity, 2009-2012, in CHOP Service Areas								
	CHOP	Philadelphia	Delaware	Montgomery	Bucks	Chester	SEPA	
	Rate per 1,000 Number	Rate per 1,000 Number	Rate per 1,000 Number	Rate per 1,000 Number	Rate per 1,000 Number	Rate per 1,000 Number	Rate per 1,000 Number	
All Live Births	90.2 4,564	108.7 2,514	85.5 573	70.2 636	77.9 443	67.2 360	90.6 4,525	
Race/Ethnicity*								
White	67.4 1,775	73.5 460	66.7 268	62.2 408	74.5 347	60.7 254	67.6 1,736	
Black	133.0 1,926	135.8 1,497	125.4 241	125.7 112	106.4 30	126.7 47	133.0 1,926	
Asian	79.4 270	83.5 118	78.0 31	67.7 59	97.3 33	76.9 28	79.5 269	
Other	89.1 434	96.8 326	75.8 19	68.2 42	78.2 26	72.1 23	89.3 435	
Latino/a	84.9 522	95.6 381	71.8 20	68.2 49	65.7 29	60.4 43	85.1 522	
Non-Latino/a	89.5 3,899	109.7 2,031	84.2 527	70.1 582	78.0 406	68.2 315	90.0 3,860	

Notes:

Low birth weight is defined as an infant weighing less than 2500 grams (5.5 lbs.) at birth. The low birth weight rate is calculate per 1,000 live births.

White, Black, Asian and Other races include Latino/as.

Source: Pennsylvania Department of Health, Bureau of Health Statistics and Research. Calculations prepared by PHMC.

*Unknown race and ethnicity appear only for the total.

ND=Not Displayed. Rates are not calculated when there are less than six occurrences of the event over the course of 2009-2012.

Table 4. Average Annualized Percentage of Infants Born Prematurely by Race and Ethnicity, 2009-2012, in CHOP Service Areas								
	CHOP	Philadelphia	Delaware	Montgomery	Bucks	Chester	SEPA	
	Percentage Number	Percentage Number	Percentage Number	Percentage Number	Percentage Number	Percentage Number	Percentage Number	
All Live Births	10.2 5,110	11.6 2,670	9.0 647	8.2 739	9.3 523	9.0 481	10.2 5,058	
Race/Ethnicity*								
White	8.6 2,241	8.9 554	8.4 336	7.9 516	9.1 424	8.7 362	8.6 2,192	
Black	13.6 1,956	13.9 1,523	12.7 243	12.1 106	11.4 32	14.0 51	13.6 1,955	
Asian	7.7 259	8.4 119	8.5 34	5.9 50	9.0 31	6.8 25	7.7 258	
Other	9.8 476	10.3 346	8.4 21	8.5 51	8.3 27	9.9 31	9.8 476	
Latino/a	9.7 592	10.3 410	8.8 25	8.4 60	7.8 34	9.0 64	9.7 591	
Non-Latino/a	10.1 4,376	11.7 2,158	9.6 600	8.2 673	9.3 481	9.0 414	10.2 4,325	

Notes:

Prematurity is defined as the birth of an infant before 37 weeks gestation. The percentage of infants born prematurely is calculated as a percentage of all live births that have birth certificate data on gestational age.








White, Black, Asian and Other races include Latino/as.

*Unknown race and ethnicity appear only for the total.

ND=Not Displayed . Rates are not calculated when there are less than 6 occurrences of the event over the course of 2009-2012.

Source: Pennsylvania Department of Health, Bureau of Health Statistics and Research. Calculations prepared by PHMC.

Table 5. Average Annualized Percentage of Women Receiving Late or No Pre-natal Care by Race and Ethnicity, 2009-2012, in CHOP Service Areas

	CHOP	Philadelphia	Delaware	Montgomery	Bucks	Chester	SEPA	
	Percentage Number	Percentage Number	Percentage Number	Percentage Number	Percentage Number	Percentage Number	Percentage Number	
All Live Births	35.6 17,221	46.2 9,939	31.6 2,057	25.7 2,260	24.3 1,350	27.3 1,446	35.8 17,051	
Race/Ethnicity*								
White	24.2 6,215	32.5 1,953	22.3 881	19.3 1,232	21.3 973	24.3 1,005	24.1 6,045	
Black	51.7 6,904	53.0 5,317	48.0 883	47.2 402	47.4 129	48.6 175	51.7 6,905	
Asian	33.0 1,073	41.9 556	34.5 134	26.5 222	23.3 78	23.1 84	33.0 1,073	
Other	51.2 2,373	51.7 1,645	45.7 109	58.9 344	45.0 142	43.1 134	51.3 2,373	
Latina	49.2 2,877	50.2 1,883	42.5 114	56.2 391	42.2 176	44.3 311	49.3 2,875	
Non-Latina	33.4 13,923	45.2 7,766	30.5 1,863	23.0 1,851	22.6 1,152	24.6 1,125	33.5 13,756	

Notes:

White, Black, Asian, and Other races include Latina/os. *Unknown race and ethnicity only appear for the total.

The percentage of women receiving late or no pre-natal care is calculated as the percentage of all live births that have birth certificate data on receipt of prenatal care

Late prenatal care is defined as not having a recorded prenatal care visit in the 1st or 2nd trimesters, or none at all.

Source: Pennsylvania Department of Health, Bureau of Health Statistics and Research. Calculations prepared by PHMC.

Table 6. Average Annualized Infant Mortality Rate by Race and Ethnicity, 2009-2012, in CHOP Service Areas

	CHOP	Philadelphia	Delaware	Montgomery	Bucks	Chester	SEPA	
	Rate per 1000 Number	Rate per 1000 Number	Rate per 1000 Number	Rate per 1000 Number	Rate per 1000 Number	Rate per 1000 Number	Rate per 1000 Number	
All Live Births	7.0 357	9.3 215	7.0 47	4.8 44	5.8 33	4.9 26	7.3 365	
Race/Ethnicity*								
White	5.2 137	8.0 50	4.2 17	3.9 26	5.8 27	4.7 20	5.4 139	
Black	13.1 189	13.4 148	12.6 24	16.0 14	11.5 3	12.3 5	13.4 194	
Asian	3.4 12	4.2 6	7.5 3	1.7 2	2.2 1	2.7 1	3.6 12	
Other	4.0 19	3.4 12	11.1 3	4.1 3	6.1 2	2.4 1	4.0 20	
Latino/a	5.7 35	6.1 24	3.6 1	4.5 3	6.9 3	4.9 4	5.7 35	
Non-Latino/a	7.2 314	10.0 186	7.0 44	4.8 40	5.7 30	4.9 23	7.5 322	

















Notes:

Infant mortality is defined as the death of an infant within the first year of birth and is calculated per 1,000 live infant births.

White, Black, Asian and Other races include Latino/as. Unknown race and ethnicity is included only in the total.

ND=Not Displayed . Rates are not calculated when there are less than 6 occurrences of the event over the course of 2009-2012.

Source: Pennsylvania Department of Health, Bureau of Health Statistics and Research. Calculations prepared by PHMC.

Table 7. Age-Adjusted Annualized Mortality Rates for Selected Causes of Death, 2009-2012, in CHOP Service Areas								
	Healthy People 2020 Goal	Philadelphia	Delaware	Montgomery	Bucks	Chester	SEPA	
	Rate per 100,000	Rate per 100,000	Rate per 100,000	Rate per 100,000	Rate per 100,000	Rate per 100,000	Rate per 100,000	
		Avg. Number	Avg. Number	Avg. Number	Avg. Number	Avg. Number	Avg. Number	
All Causes of Death		893.4 14,009	750.1 5,235	663.8 6,995	685.9 5,232	633.9 3,431	756.38 34,900	
All Cancers	161.4	211.9 3,267	185.6 1,242	164.6 1,660	168.9 1,288	160.1 868	183.9 8,325	
Female Breast Cancer	20.7	28.5 259	26.0 100	22.6 127	25.3 109	23.0 71	25.6 664	
Lung Cancer	45.5	58.0 888	52.8 347	42.0 416	43.3 328	39.9 215	49.0 2,193	
Colorectal Cancer	14.5	19.5 302	18.2 124	13.7 140	14.6 112	14.8 81	16.6 758	
Prostate Cancer	21.8	33.7 190	21.6 58	19.5 80	17.9 53	19.2 40	24.3 421	
Cervical Cancer		3.6 31	2.2 8	1.2 7	2.0 8	1.0 3	2.3 664	
Coronary Heart Disease	103.4	153.3 2,415	124.7 910	99.8 1,096	82.6 648	107.1 589	119.7 5,657	
Stroke	34.8	44.8 711	39.3 292	41.3 455	37.2 290	31.0 169	40.3 1,917	
HIV/AIDS	3.3	7.7 115	3.3 19	1.1 10	0.5 4	0.9 5	3.6 152	
Homicide	-	18.5 307	6.3 34	2.3 18	1.2 8	1.6 8	9.4 374	
Suicide	10.2	10.0 152	12.4 72	12.0 103	12.8 84	8.8 47	10.9 458	
All Accidents	-	45.0 692	36.5 222	31.8 291	36.0 236	26.6 136	37.0 1,576	
Motor Vehicle Accidents	-	6.2 98	4.5 27	5.5 43	8.1 51	5.8 29	6.0 248	
Accidental Drug/Alcohol Poisoning	-	3.2 49	3.6 20	6.3 50	3.2 19	2.1 11	3.6 1,576	
Diabetes	66.6	23.0 357	16.8 114	14.0 144	15.7 121	11.0 60	17.4 796	


Highlighted cells do not meet HP2020 Goal.

Note:

Mortality rates are calculated per 100,000 population. Diabetes-related mortality data are derived from the multiple-cause-of-death files. Data include all mentions of diabetes on the death certificate, whether as an underlying or a multiple cause of death. Diabetes is approximately three times as likely to be listed as multiple cause of death than as underlying cause. Denominators to calculate age-adjusted rates to the Standard 2000 population derive from 2010 Census ZCTA data broken down into 19 age groups.

Source: Pennsylvania Department of Health, Bureau of Health Statistics and Research. Calculations prepared by PHMC.

Table 8. Currently Living with HIV/AIDS by County, 2014

	Bucks County	Chester County	Delaware County	Montgomery County	Philadelphia County	Pennsylvania	
	Rate per 100,000 Number	Rate per 100,000 Number	Rate per 100,000 Number	Rate per 100,000 Number	Rate per 100,000 Number	Rate per 100,000 Number	
Currently Living with HIV, including AIDS	6.5 122	5.6 85	15.8 265	6.4 155	45.7 2,106	11.3 4,320	

Note:

*Rates calculated by PHMC using HIV prevalence estimates provided by the Pennsylvania Department of Health divided by population estimates

Source: Pennsylvania Department of Health, HIV/AIDS Investigations-Bureau of Epidemiology and American Community Survey.

Source: Pennsylvania Department of Health, HIV/AIDS Investigations-Bureau of Epidemiology and American Community Survey.

Table 9. Communicable Disease Rates by Pennsylvania County, 2013 and 2014

	Bucks County	Chester County	Delaware County	Montgomery County	Philadelphia County	Pennsylvania	
	Rate per 100,000 Number	Rate per 100,000 Number	Rate per 100,000 Number	Rate per 100,000 Number	Rate per 100,000 Number	Rate per 100,000 Number	
Hepatitis B, Chronic	13.2 248	8.2 124	34.7 583	21.3 513	30.8 1,422	14.0 5,361	
Tuberculosis	1.6 30	1.6 24	3.2 53	2.3 55	6.1 283	1.9 732	
Lyme Disease	74.5 1,300	134.0 2,022	19.1 320	43.6 1,062	9.4 435	37.2 14,200	
Pertussis	15.8 297	14.3 216	19.2 323	18.0 434	8.6 396	9.6 3,666	
Chickenpox	10.0 187	7.0 106	3.1 52	7.3 175	13.9 641	8.3 3,157	
Chlamydia*	163.0 3,063	183.4 2,766	457.9 7,691	220.7 5,324	1316.7 60,702	406.7 155,395	
Gonorrhea*	23.4 440	41.0 619	114.6 1,924	40.9 986	446.6 20,587	110.0 42,043	
Syphilis, Primary and Secondary*	2.0 37	0.9 14	2.4 41	2.1 50	15.5 714	3.2 1,236	

Note:

Communicable disease rates are calculated per 100,000 population

* Indicates that data are from 2013

Source: Pennsylvania Department of Health, Bureau of Health Statistics and Research, EpiQMS

APPENDIX D: HOUSEHOLD HEALTH SURVEY TABLE


KEY	
	Blue shading indicates HP2020 Goal is not been met.
Bar graphs in right column show trends over time.	

Table 1. Health Status of Adults 18+, 2015

	Bucks County	Chester County	Delaware County	Montgomery County	Philadelphia County	SEPA	
	N %	N %	N %	N %	N %	N %	
Overall Health Status							
Excellent/Very Good/Good	461,300 87.0	353,200 89.3	352,600 80.6	533,100 86.1	904,400 76.4	2,604,600 82.3	
Excellent/Very Good/Good (age adjusted)*	88.8	90.7	81.2	87.1	78.2	83.8	
Fair/Poor	69,000 13.0	42,200 10.7	84,700 19.4	86,200 13.9	278,700 23.6	560,800 17.7	

Healthy People 2020 Goal for Good or Better Health: 79.8%. Highlighted cells do not meet HP2020 Goal.

Mental Health							
Diagnosed with mental health condition	82,400 15.7	60,400 15.3	75,300 17.2	87,500 14.2	245,800 20.8	551,400 17.5	
Receiving treatment for mental health condition	51,700 62.8	31,000 51.3	48,100 64.0	54,100 62.0	159,300 65.1	344,100 62.6	

Body Mass Index, Adults 20+							
Overweight	177,000 34.5	141,800 36.7	145,100 34.1	216,100 35.7	377,800 33.0	1,057,800 34.4	
Obese	147,300 28.7	87,800 22.7	133,700 31.4	169,400 28.0	388,300 33.9	926,500 30.1	
Obese (age adjusted)*	40.2	43.0	35.9	37.9	34.0	29.3	

Healthy People 2020 Goal for Obesity is 30.6% of adults 20+. Highlighted cells do not meet HP2020 Goal. Overweight is defined as having a BMI of 25-29 and obese is defined as having a BMI of 30 or greater.

Chronic Health Conditions							
Ever diagnosed with asthma	103,100 19.4	58,700 14.9	62,300 14.2	84,800 13.7	230,300 19.5	539,300 17.0	
Ever diagnosed with diabetes	62,600 11.8	37,200 9.4	55,100 12.7	65,000 10.6	181,500 15.4	401,500 12.7	
Ever diagnosed with high blood pressure	157,800 30.6	103,700 26.7	150,500 35.3	186,900 30.8	449,000 39.1	1,051,100 33.3	
High BP (age adjusted)*	22.5	20.2	27.6	24.9	33.5	27.4	
Not taking prescribed BP medication all or nearly all the time	6,400 4.7	700 0.7	5,400 4.3	5,800 3.6	28,000 7.3	46,300 5.2	
Not taking prescribed BP medication all or nearly all the time (age adjusted)*	6.7	1.3	8.8	5.8	7.4	6.7	

Healthy People 2020 Goal for adults with hypertension is 26.9% or fewer, and for adults with hypertension taking medication, 69.5% or more. Highlighted cells do not meet HP2020 goal.

Notes:

*Age adjusted using the direct method and the 2000 U.S. standard million population.

Source: PHMC's 2015 Southeastern Pennsylvania Household Health Survey

Table 2. Health Insurance and Access to Care for Adults 18+, 2015

	Bucks County	Chester County	Delaware County	Montgomery County	Philadelphia County	SEPA	
	N	N	N	N	N	N	
	%	%	%	%	%	%	
Insurance Status							
Uninsured (18-64)	24,600	22,500	25,200	23,300	118,700	214,200	
	6.0	7.3	7.4	4.9	12.4	8.6	
No RX insurance	64,200	61,200	56,900	67,200	253,600	503,100	
	12.3	15.7	13.3	11.0	21.9	16.2	
Enrolled in Marketplace plan since 2013	29,100	26,400	26,800	31,900	84,000	198,200	
	35.0	36.9	37.4	32.4	38.0	36.3	

Healthy People 2020 Goal for health insurance is 100% of all adults. Highlighted cells do not meet HP2020 goal.

Access to Care							
No regular source of care	54,400	51,600	45,000	75,100	174,400	400,600	
	10.3	13.0	10.3	12.2	14.7	12.7	

In the past year did not...							
Receive health care due to cost	51,700	35,100	47,100	53,200	136,100	323,400	
	9.8	8.9	10.8	8.6	11.5	10.2	
Fill a prescription due to cost	69,400	39,800	57,200	74,400	179,000	419,800	
	13.1	10.1	13.1	12.0	15.1	13.3	

Healthy People 2020 Goal for adults with no regular source of care is 26.1% Highlighted cells do not meet HP2020 goal.

Notes:

Source: PHMC's 2015 Southeastern Pennsylvania Household Health Survey

Table 3. Personal Health Behaviors of Adults 18+, 2015

	Bucks County	Chester County	Delaware County	Montgomery County	Philadelphia County	SEPA	
	N %	N %	N %	N %	N %	N %	
Diet and Nutrition							
Fewer than four servings of fruits and vegetables in a typical day	391,700 75.8	270,900 69.7	337,600 79.6	446,100 73.0	922,800 81.4	2,369,100 77.1	
Ate fast food in the past week	166,400 31.4	119,000 30.1	155,800 35.6	189,300 30.5	457,300 38.6	1,087,700 34.3	
Cut a meal in the past year due to cost	9,300 5.5	2,900 2.5	5,400 4.0	7,400 3.7	36,400 11.6	61,500 6.6	
Physical Activity							
Did not exercise in the past month	132,300 25.0	65,700 16.8	90,900 21.0	124,900 20.2	271,600 23.0	685,400 21.7	
Exercised fewer than 3 days per week	271,600 51.3	179,500 45.9	200,800 46.4	316,400 51.1	558,500 47.3	1,526,800 48.4	
Comfortable visiting neighborhood outdoor space during the day	420,300 81.3	325,300 83.6	322,700 75.8	514,200 83.4	849,200 73.1	2,431,800 78.2	
Healthy People 2020 Goal for no leisuretime physical activity is 32.6%. Highlighted cells do not meet HP 2020 Goal.							
Cigarette Smoking							
Smokes cigarettes*	74,300 16.0	59,800 16.9	71,000 16.0	69,800 12.3	263,800 16.0	538,700 15.5	
Tried to quit smoking in past year (among smokers)	42,700 57.4	35,700 59.8	41,200 58.0	36,700 52.6	160,000 60.7	316,300 58.7	
Used e-cigarettes once or more in past month	39,800 7.5	23,400 5.9	26,800 6.1	41,300 6.7	86,700 7.3	217,900 6.9	
Someone smokes cigarettes inside home	53,600 10.1	32,800 8.3	55,600 12.7	49,300 7.9	180,800 15.3	372,100 11.7	
Healthy People 2020 Goal for cigarette smoking is 12%, Goal for smokers trying to quit is 80%, and goal for smokefree homes is 87%. Highlighted cells do not meet							

Notes:

*Age adjusted using the direct method and the 2000 U.S. standard million population.

Source: PHMC's 2015 Southeastern Pennsylvania Household Health Survey

Table 4. Utilization of Services by Adults 18+, 2015

	Bucks County	Chester County	Delaware County	Montgomery County	Philadelphia County	SEPA	
	N %	N %	N %	N %	N %	N %	
Healthcare Visits							
Did not visit healthcare provider in past year	75,900 14.5	50,900 12.9%	58,700 13.5	75,500 12.3	150,000 13.1	411,000 13.2	
Did not visit dentist in past year	157,600 30.0	87,400 22.1%	128,000 29.4	158,800 25.6	481,100 40.8	1,012,900 32.1	
Health Screenings							
Did not ever have HIV test	330,000 65.2	218,800 60.1	237,800 57.0	346,100 59.4	443,500 38.6	1,576,200 52.2	
Did not have blood pressure test in past year	50,900 9.8	29,400 7.5	28,400 6.5	52,600 8.5	119,400 10.2	280,700 8.9	
Did not have colonoscopy in past 10 years (adults 50+)	96,100 29.6	70,300 30.5	79,300 30.0	105,100 29.1	176,600 29.5	527,400 29.6	
Did not have Pap test in past three years (women 21-65)	32,600 15.9	27,500 17.3	31,400 17.7	34,200 14.1	69,800 14.4	195,600 15.4	
No Pap test (age adjusted)*	12.2	15.7	15.5	12.6	12.7	13.3	
Did not have clinical breast exam in past year (women)	94,700 34.6	65,900 32.1	90,100 38.2	118,400 35.4	224,100 35.2	593,200 35.2	
Did not have mammogram in past two years (women 50-74)	36,400 24.3	22,100 20.8	28,100 22.7	25,300 15.6	49,800 17.5	161,700 19.6	
No mammogram (age adjusted)*	24.5	20.9	22.3	15.7	17.3	19.5	
Did not have PSA or rectal exam for prostate cancer in past year (men 45+)	80,800 50.7	41,400 35.1	64,400 50.3	86,600 48.2	162,700 54.8	435,900 49.4	
Healthy People 2020 Goal for cervical cancer screenings is 93%, mammograms is 81.1%. Highlighted cells do not meet HP 2020 Goal.							

Notes:

*Age adjusted using the direct method and the 2000 U.S. standard million population.

Source: PHMC's 2015 Southeastern Pennsylvania Household Health Survey

Table 5. Health Status and Service Needs of Older Adults 60+, 2015

	Bucks County	Chester County	Delaware County	Montgomery County	Philadelphia County	SEPA	
	N	N	N	N	N	N	
	%	%	%	%	%	%	
Health Status							
Excellent/Very Good/Good	129,500	94,000	105,500	155,800	205,000	689,900	
	82.8	86.1	83.2	83.2	70.7	79.3	
Fair/Poor	27,000	15,200	21,300	31,400	85,100	180,000	
	17.2	13.9	16.8	16.8	29.3	20.7	
Fallen in past year	36,500	24,800	24,900	41,800	63,500	191,500	
	23.3	22.4	19.5	22.3	21.9	22.0	
Activities of Daily Living							
At least one ADL limitation	17,900	9,300	14,700	17,300	46,300	105,400	
	11.4	8.4	11.5	9.2	15.9	12.1	
At least one IADL limitation	35,000	20,200	28,400	38,000	88,900	210,400	
	22.4	18.3	22.3	20.3	30.6	24.1	
ADL refers to Activities of Daily Living. IADL refers to Instrumental Activities of Daily Living.							
Mental Health and Social Isolation							
Signs of depression	15,700	7,600	14,000	11,900	48,200	97,400	
	10.8	7.3	12.0	6.7	18.2	12.1	
Talks to friends or relatives less than once a week	9,000	6,900	8,500	11,100	13,500	49,000	
	5.8	6.3	6.8	6.0	4.7	5.7	
Signs of depression is defined as having four or more depression symptoms on a ten item scale.							
Health Conditions							
Diagnosed with asthma	18,000	9,207	12,500	19,500	47,400	106,600	
	11.5	8.3	9.8	10.4	16.4	12.3	
Diagnosed with high blood pressure	85,900	58,884	65,800	91,600	191,400	493,600	
	54.8	53.4	51.9	49.1	66.1	56.8	
Diagnosed with diabetes	31,700	20,834	30,500	33,200	78,100	194,400	
	20.4	18.9	24.1	17.8	27.0	22.4	
Diagnosed with arthritis (2012)	134,500	88,799	109,100	153,600	348,000	440,100	
	27.6	23.1	25.3	24.6	29.1	52.8	
Wishes to Remain in Current Home							
Five years or less	28,800	20,200	18,300	35,400	59,900	162,500	
	20.3	20.0	15.8	20.3	22.8	20.4	
More than five years, less than ten	26,100	13,800	16,700	29,700	38,200	124,500	
	18.4	13.6	14.4	17.1	14.5	15.6	
Ten or more years	87,000	67,100	80,800	109,100	165,000	508,900	
	61.3	66.4	69.8	62.6	62.7	63.9	
Home Care & Other Services							
Paid for care in the home in past year	12,100	6,700	7,900	14,400	26,400	67,600	
	7.7	6.1	6.3	7.7	9.1	7.8	
Needs meal or food programs	900	1,400	2,100	2,500	18,200	25,000	
	0.6	1.3	1.7	1.4	7.0	3.1	
Needs transportation services	4,500	5,300	5,200	7,400	24,900	47,300	
	3.1	5.3	4.4	4.2	10.5	6.1	

Notes:

*Age adjusted using the direct method and the 2000 U.S. standard million population.

Source: PHMC's 2015 Southeastern Pennsylvania Household Health Survey

Table 6. Selected Child (Ages 0-17) Health Indicators, 2015

	Bucks County	Chester County	Delaware County	Montgomery County	Philadelphia County	SEPA	
	N %	N %	N %	N %	N %	N %	
Health Status							
Excellent/Very Good/Good	132,300 96.7	122,500 98.8	128,300 95.1	166,100 95.6	318,400 93.4	867,600 95.3	
Fair/Poor	4,500 3.3	1,400 1.2	6,600 4.9	7,700 4.4	22,500 6.6	42,700 4.7	
Diagnosed with asthma	21,600 15.8	18,100 14.7	28,500 21.2	25,600 14.7	73,500 21.5	167,500 18.4	
Access to Care							
No regular source of care	4,000 2.9	1,600 1.3	4,900 3.6	6,600 3.8	14,600 4.3	31,800 3.5	
Did not visit dentist in past year	19,700 14.4	16,800 13.7	27,200 20.3	27,700 16.0	69,500 20.4	161,000 17.7	
Did not receive needed dental care due to cost	4,900 3.6	800 0.7	4,400 3.2	8,000 4.6	16,900 4.9	35,000 3.8	
Body Mass Index (age 6+)							
Overweight	16,400 17.4	9,900 12.1	14,000 16.9	16,300 14.4	36,900 17.9	93,400 16.2	
Obese	13,400 14.2	8,400 10.3	14,700 17.8	21,300 18.8	65,700 32.0	123,500 21.4	
Overweight is calculated for children 6-17 years and is defined as scoring in the 85th-94th BMI-for-age percentile. Obese is calculated for children 6-17 years and is defined as scoring in the 95th of greater BMI-for-age percentile.							
Nutrition and Physical Activity							
Fewer than four servings of fruits and vegetables in a typical day	91,200 73.8	76,700 71.9	94,500 81.9	105,800 69.8	211,200 74.0	579,300 74.0	
Exercised fewer than 3 times per week (age 3+)	23,500 19.3	14,500 13.5	22,100 19.3	27,400 18.2	53,300 19.0	140,800 18.1	
Early Childhood Education							
Average number of hours/week in ECE setting (age 0-6)	14.3	11.5	11.8	14.1	14.4	13.6	

Source: PHMC's 2015 Southeastern Pennsylvania Household Health Survey

APPENDIX E: 2015 PHILADELPHIA YOUTH RISK BEHAVIOR SURVEY

Table 1. Youth Risk Behavior Survey by Gender, Philadelphia, 2015				
	Philadelphia			Bar Graphs
	Male	Female	Total	
	N %	N %	N %	
Tobacco Use				
Ever tried smoking cigarettes	316 33.4	300 32.5	621 33.0	
Smoked cigarettes in the past month	82 7.5	64 5.9	151 6.9	
Smoked cigarettes 20+ days in the past month	28 2.3	21 1.9	50 2.1	
Smoked cigars in the past month	126 11.7	77 8.2	211 10	
Used smokeless tobacco in the past month	76 7.7	32 3.4	117 5.6	
Ever used electronic vapor	315 38.3	353 39.1	671 38.7	
Alcohol & Substance Use				
Drank alcohol in the past month	182 23.1	239 29.3	424 26.6	
Binge drinking (5+ drinks) in the past month	105 11.5	98 10.3	205 10.9	
Ever used marijuana	345 40.1	353 39.0	704 39.6	
Used marijuana in the past month	189 21.6	186 19.7	382 20.8	
Ever used inhalants	76 7.9	68 6.7	152 7.5	
Taken Rx drugs without a prescription	136 13.7	111 11.8	255 12.9	
Sexual Activity				
Ever had sexual intercourse	390 57.1	357 44.7	748 50.0	
Sexually active in the past 3 months	271 39.3	259 33.0	530 35.6	
No contraceptive use the last time having sex	66 8.7	78 9.8	145 9.4	
You or your partner used a condom the last time having sexual intercourse	123 17.9	181 22.3	305 20.5	
Mental & Behavioral Health				
Ever had feelings of sadness or hopelessness for 2 weeks that caused you to stop usual activities	194 22.2	409 43.9	605 34.1	
Ever seriously considered attempting suicide	102 10.5	180 19.0	283 15.2	
Ever attempted suicide in the past year	71 9.4	100 13.3	177 11.9	
Tried to lose or keep from gaining weight by not eating for 24 hrs. or more	101 12.7	184 19.9	286 16.7	
Performed acts of self harm in the past year without wanting to die (cutting or burning)	134 14.0	244 24.2	385 19.7	
Violence & Neighborhood Safety				
Carried a weapon in the past month (gun, knife, or club)	154 16.8	84 8.5	240 12.3	
Carried a gun in the past month	87 8.2	18 1.5	110 4.7	
Been in a physical fight in the past year	367 41.0	298 30.2	671 35.2	
Ever been bullied on school property in the past year	108 12.4	140 15.3	249 14.0	
Ever been electronically bullied in the past year	82 8.7	112 11.7	195 10.3	
Rarely or never feel safe in your neighborhood	168 16.9	173 17.5	346 17.2	

Source: 2015 Philadelphia Youth Risk Behavior Survey, School District of Philadelphia. (n=1,874)

Table 2. Youth Risk Behavior Survey by Grade, Philadelphia, 2015,

	Grade				Total	Bar Graphs
	9th	10th	11th	12th		
	N	N	N	N		
Tobacco/Substance Use						
Ever tried smoking cigarettes	152	146	165	140	621	
	26.9	28.8	36.1	43.3	33.0	
Ever used electronic vapor	167	177	167	148	671	
	32.6	38.4	40.9	46.2	38.7	
Binge drinking (5+ drinks) in the past month	36	44	47	71	205	
	6.4	7.3	11.1	21.1	10.9	
Taken Rx drugs without a prescription	53	55	69	69	255	
	11.1	9.6	12.2	18.7	12.9	
Sexual Activity						
Ever had sexual intercourse	164	165	202	196	748	
	37.7	37.8	60.6	67.7	50.0	
You or your partner did not use a condom the last time having sexual intercourse	103	84	109	108	411	
	12.6	14.7	27.2	28.6	20.5	
Mental & Behavioral Health						
Ever had feelings of sadness or hopelessness for 2 weeks that caused you to stop usual activities	198	154	141	97	605	
	38.9	32.3	32.7	29.8	34.1	
Ever seriously considered attempting suicide	111	67	64	36	283	
	20.4	13.1	14.3	11.2	15.2	
Ever attempted suicide in the past year	67	38	36	28	177	
	17.7	7.9	10.5	9.5	11.9	
Tried to lose or keep from gaining weight by not eating for 24 hrs. or more	89	76	66	50	286	
	19.5	15.9	15.3	15.3	16.7	
Performed acts of self harm in the past year without wanting to die (cutting or burning)	133	96	81	59	385	
	24.2	17.9	17.9	15.8	19.7	
Neighborhood Safety						
Carried a weapon in the past month (gun, knife, or club)	76	56	45	51	240	
	13.9	10.8	8.7	14.8	12.3	
Rarely or never feel safe in your neighborhood	106	80	73	74	346	
	17.5	15.9	15.8	19.2	17.2	
Ever skipped school in the past month because you felt unsafe in school or on the way there	69	65	37	37	218	
	13.0	10.8	6.6	8.2	10.1	

Source: 2015 Youth Risk Behavior Survey, School District of Philadelphia (n=1,874)

APPENDIX F: RESOURCE LISTS

BUCKS COUNTY ACUTE CARE HOSPITALS	Address			
Aria Health Bucks County	380 N Oxford Valley Rd.	Langhorne	PA	19047
Doylestown Hospital	595 West State St	Doylestown	PA	18901
Grand View Health	700 Lawn Ave	Sellersville	PA	18960
Lower Bucks Hospital	501 Bath Road	Bristol	PA	19007
St. Luke's Hospital Quakertown Campus	1021 Park Avenue	Quakertown	PA	18951
St Mary Medical Center	1201 Newtown-Langhorne Rd.	Langhorne	PA	19047

BUCKS COUNTY RESOURCES

BUCKS COUNTY HEALTH CLINICS AND OTHER HEALTHCARE PROVIDERS

(*includes mental health centers, acute care, rehabilitation centers, behavioral health centers, urgent care centers, etc.)

Name	Address			Type
Aldie Counseling Center	2291 Cabot Boulevard West	Langhorne	PA 19047	Psych Rehab
American Red Cross Lower Bucks County Homeless Shelter	1909 Veteran's Highway	Levittown	PA 19056	Homeless Shelter
Ann Silverman Community Health Clinic	595 W. State Street	Doylestown	PA 18901	Community Health Center
BARC DEVELOPMENTAL SERVICES	4950 YORK ROAD	HOLICONG	PA 18928	Community Home Services
BCHIP Lower Bucks Clinic	2546B Knights Road	Bensalem	PA 19020	Community Health Center
BCHIP Children's Dental Program	700 Lawn Ave	Sellersville	PA 18960	Dental Care
Bethanna	1030 SECOND STREET PIKE	Southampton	PA 18966	Community Home Services
Bucks County Housing Group, Inc.	2324 Second Street Pike	Wrightstown	PA 18940	Community Home Services
BUCKS COUNTY MENTAL HEALTH CLINIC	1270 NEW RODGERS RD	Bristol	PA 19007	Community Home Services
Bucks County Mental Health/Developmental Programs	600 Louis Drive	Warminster	PA 18974	Community Home Services Partial
CATHOLIC SOCIAL SERVICES	3400 BRISTOL PIKE	Bensalem	PA 19020	Hospitalization/Outpatient
Chandler Hall Health Services, Inc.	99 Barclay Street	Newtown	PA 18940	Partial Hospitalization
St. Mary Children's Health Center	2546 Knights Road	Bensalem	PA 19020	Community Health Center
COMMUNITY OPTIONS	340 EAST MAPLE AVENUE	Langhorne	PA 19047	Partial Hospitalization
Delaware Valley Children's Center	2288 Second Street Pike	Wrighttown	PA 18940	Outpatient
DELTA COMMUNITY SUPPORTS INC	720 JOHNSVILLE BLVD	Warminster	PA 18974	Outpatient
Bucks County Health Department Doylestown Health Office	1282 Almshouse Road	Doylestown	PA 18901	County Health Department
Emergency Health Services	911 Freedom Way	Ivyland	PA 18974	Outpatient
FAMILY SERVICE ASSOCIATION OF BUCKS COUNTY PUBLIC HEALTH MANAGEMENT COROPORATION	312 WEST BROAD STREET	Quakertown	PA 18951	Outpatient

BUCKS COUNTY RESOURCES

FAMILY SERVICE ASSOCIATION OF BUCKS COUNTY	708 SHADY RETREAT RD	Doylestown	PA	18901	Outpatient
FAMILY SERVICE ASSOCIATION OF BUCKS COUNTY	4 CORNERSTONE DRIVE	Langhorne	PA	19047	Outpatient
FOUNDATIONS BEHAVIORAL HEALTH SYSTEM	833 EAST BUTLER AVENUE	Doylestown	PA	19801	Outpatient
HealthLink Medical Center	1775 Street Road	Southampton	PA	18966	Community Health Center
Ivyland Counseling Center	1210 Old York Road	Warminster	PA	18974	Outpatient
LENAPE VALLEY FOUNDATION	500 N WEST STREET	Doylestown	PA	18901	Outpatient
Bucks County Health Department Levittown Office	7321 New Falls Road	Levittown	PA	19055	County Health Department
Libertae Halfway House	5245 Bensalem Boulevard	Bensalem	PA	19020	
LIFEPATH INC	3500 HIGHPOINT BLVD	Bethlehem	PA	18017	
LIVE WELL SERVICES INC	203 FLORAL VALE BOULEVARD	Yardley	PA	19067	
LIVENGRIN FOUNDATION	4833 HULMEVILLE ROAD	Bensalem	PA	19020	
MATERNAL CHILD CONSORTIUM INC	800 CLARMONT AVENUE	Bensalem	PA	19020	
Mother Bachman Maternity Center	2560 Knights Road	Bensalem	PA	19020	
NEW LIFE OF COMMUNITY HEALTH SERVICES INC	3103 HULMEVILLE ROAD	Bensalem	PA	19020	
NEW VITAE INC	16 18 SOUTH MAIN STREET	Quakertown	PA	18951	
NHS BUCKS COUNTY	2260 CABOT BLVD W	Langhorne	PA	19047	
NHS Human Services	600 Louis Drive	Warminster	PA	18974	
No Longer Bound, Inc.	1230 Norton Ave	Bristol	PA	19007	
PAN AMERICAN MENTAL HEALTH SERVICES INC	ONE NORTH WILSON AVENUE	Bristol	PA	19007	
Penn Foundation Behavioral Health Services & Recovery Center	807 LAWN AVENUE	Sellersville	PA	18960	
PENNDel MENTAL HEALTH CENTER INC	1517 DURHAM ROAD	Penndel	PA	19047	
PHILADELPHIA MENTAL HEALTH CLINIC	2288 SECOND ST PIKE	Newtown	PA	18940	

BUCKS COUNTY RESOURCES

Project Transition	1700 Street Road	Warrington	PA	18976	
Pyramid Healthcare Quakertown	2705 Old Bethlehem Pike	Quakertown	PA	18951	
Bucks County Health Department Quakertown Office	261 California Road	Quakertown	PA	18951	County Health Department
REACH INTENSIVE PSYCHIATRIC REHABILITATION PROGRAM	712 LAWN AVENUE	Sellersville	PA	18960	
Reach Out Foundation of Bucks County: Dual Diagnosis	152 Monroe Street	Penndel	PA	19047	
SHARED SUPPORT INC	258 W ASHLAND STREET	Doylestown	PA	18901	
Southern Bucks Recovery Community Center	Bristol Office Center	Bristol	PA	19007	
St Mary Children's Health Center	2546 Knights Rd.	Bensalem	PA	19020	
THE LIGHT PROGRAM INC	711 HYDE PARK	Doylestown	PA	18901	
Today, Inc.	1990 North Woodbourne Road	Newtown	PA	18940	
Today, Inc.: Prevention Services	3103 Hulmeville Road	Bensalem	PA	19020	
BCHIP Volunteer Doctors Care Upper Bucks Clinic	261 California Road	Quakertown	PA	18951	
WELLSPRING CLUBHOUSE	700 SOUTH MAIN STREET	Sellersville	PA	18960	
Women's Recovery Community Center	25 Beulah Road	New Britain	PA	18901	
WOODS SERVICES INC	RTS 213 & 413	Langhorne	PA	19047	

BUCKS COUNTY RESOURCES

BUCKS COUNTY COMMUNITY CENTERS AND SERVICE ORGANIZATIONS

(*includes: senior centers, family resource centers, homeless shelters, community/rec centers, YMCAs/YWCAs, etc.)

Name	Address				Type
Benjamin H. Wilson Senior Center	580 Delmont Ave.	Warminster	PA	18974	Senior Center
Bensalem Senior Citizens Center	1850 Byberry Road	Bensalem	PA	19020	Senior Center
Boy Scouts of America	1 Scout Way	Doylestown	PA	18901	Youth Services
Bristol Township Senior Center	PO Box 1078	Levittown	PA	19058	Senior Center
BUCKS COUNTY CHILDREN AND YOUTH SOCIAL SERVICES AGENCY	4259 WEST SWAMP RD	Doylestown	PA	18902	Social Service Agency
Bucks County Housing Group, Inc.	2324 Second Street Pike	Wrightstown	PA	18940	Homeless Shelter
Bucks County Homeless Shelter	7301 New Falls Road	Levittown	PA	19055	Homeless Shelter
Central Bucks Family YMCA	2500 Lower St Road	Doylestown	PA	18901	YMCA/YWCA
Central Bucks Senior Center	700 Shady Retreat Rd.	Doylestown	PA	18901	Senior Center
Child Home & Community	144 Wood Street	Doylestown	PA	18901	Social Service Agency
Eastern Upper Bucks Seniors, Inc.	8040 Easton Road	Ottsville	PA	18942	Senior Center
Falls Township Senior Center at St. Mary Children's Health Center	282 Trenton Road	Fairless Hills	PA	19030	Senior Center
Family Resource Center	2546 Knights Road	Bensalem	PA	19020	Family Center
Indian Valley Boys & Girls	115 Washington Ave	Souderton	PA	18964	Youth Services
Kelly Family Center	Canal's End Plaza	Bristol	PA	19007	Family Center
Kelly Family Center	4 Cornerstone Drive	Langhorne	PA	19047	Family Center
Lower Bucks Senior Activity Center	Wood and Mulberry Sts.	Bristol	PA	19007	Senior Center
Lower Bucks/Fairless Hills Family YMCA	601 S Oxford Valley Rd	Fairless Hills	PA	19030	YMCA/YWCA

BUCKS COUNTY RESOURCES

Middletown Senior Citizens Center	2142 Trenton Rd.	Levittown	PA	19056	Senior Center
Morrisville Senior Service Center	31 E. Cleveland Ave.	Morrisville	PA	19067	Senior Center
Morrisville YMCA Child Care	200 North Pennsylvania Avenue	Morrisville	PA	19067	YMCA/YWCA
Neshaminy Senior Citizens Center	1842 Brownsville Rd.	Trevose	PA	19053	Senior Center
North Penn Valley Boys & Girls	16 Susquehanna Ave	Lansdale	PA	19446	Youth Services
Northampton Township Senior Center	165 Township Road	Richboro	PA	18954	Senior Center
NORTHWESTERN HUMAN SERVICES OF BUCKS COUNTY	600 LOUIS DRIVE	Warminster	PA	18974	Social Service Agency
Penridge Senior Center	146 E. Main St.	Silverdale	PA	18962	Senior Center
The Salvation Army	215 Appletree Drive	Levittown	PA	19058	Social Service Agency
The Wellness Center	555 S. Oxford Valley Road	Fairless Hills	PA	19030	YMCA/YWCA
Tri-Hampton YMCA	190 Sycamore St	Newtown	PA	18940	YMCA/YWCA
Upper Bucks County YMCA	401 Fairview Ave	Quakertown	PA	18951	YMCA/YWCA
Upper Bucks Senior Citizens Center	2183 Milford Square Pike	Milford	PA	18337	Senior Center
Valley Youth House	800 N York Rd	Warminster	PA	18974	Homeless Shelter
YWCA Bucks Landing Family Center	120 E. Street Road	Warminster	PA	18974	Family Center
YWCA Bucks Meadow Family Center	3131 Knights Road	Bensalem	PA	19020	Family Center
YWCA Country Commons Family Center	3338 Richlieu Road	Bensalem	PA	19020	Family Center
YWCA Creekside Family Center	2500 Knights Road	Bensalem	PA	19020	Family Center
YWCA Glen Hollow Community Room	1100 Newportville Road	Croydon	PA	19021	YMCA/YWCA
YWCA Program Outreach Center	2425 Trevose Road	Trevose	PA	19053	YMCA/YWCA

BUCKS COUNTY RESOURCES

BUCKS COUNTY FOOD DISTRIBUTION (*includes: Chain Supermarkets, Food Pantries, Farmers Markets/Produce Stands, etc.)

Name	Address				Type
Acme	28 West Rd	Newtown	PA	18940	Chain Supermarket
Acme	2301 Pasqualone Blvd	Bensalem	PA	19020	Chain Supermarket
Acme	1336 Bristol Pike	Cornwell Heights	PA	19020	Chain Supermarket
Acme	105 East Street Road	Feasterville Trevose	PA	19053	Chain Supermarket
Acme	6800 New Falls Road	Levittown	PA	19057	Chain Supermarket
Acme	545 West Trenton Ave	Morrisville	PA	19067	Chain Supermarket
Acme	480 N Main St	Doylestown	PA	18901	Chain Supermarket
Acme	2301 Pasqualone Blvd	Bensalem	PA	19020	Chain Supermarket
Acme	505 West Butler Avenue	Chalfont	PA	18914	Chain Supermarket
Acme	105 East Street Road	Feasterville Trevose	PA	19053	Chain Supermarket
Acme	6800 New Falls Road	Levittown	PA	19057	Chain Supermarket
Acme	545 West Trenton Ave	Morrisville	PA	19067	Chain Supermarket
Acme	48 West Road	Newtown	PA	18940	Chain Supermarket
Acme	808 East Street Road	Warminster	PA	18974	Chain Supermarket
Active Acres Farms	429 Stoopville Road	Newtown	PA	18940	Farmers Market/Produce Stand
AMISH BRISTOL MARKET	498 GREEN LANE	Bristol	PA	19007	Farmers Market/Produce Stand
Bedminster Orchard	1024 Kellers Church Road	Perkasie	PA	18944	Farmers Market/Produce Stand
BENSALEM WIC CLINIC	ST. MARY CHILDRENS CENTER	Bensalem	PA	19020	WIC Center

BUCKS COUNTY RESOURCES

BJs Wholesale Club	616 N. West End Blvd.	Quakertown	PA	18951	Chain Supermarket
BJs Wholesale Club	200 Easton Road	Warrington	PA	18976	Chain Supermarket
BJs Wholesale Club	350 Commerce Blvd.	Fairless Hills	PA	19030	Chain Supermarket
Bolton Farm Market	1005 Main Street	Silverdale	PA	18962	Farmers Market/Produce Stand
Bottom Dollar Food	2134 Street Road	Bensalem	PA	19020	Chain Supermarket
Bottom Dollar Food	11 Bellevue Avenue	Penndel	PA	19047	Chain Supermarket
Bottom Dollar Food	371 West Broad Street	Quakertown	PA	18951	Chain Supermarket
Bottom Dollar Food	23 Bustleton Pike	Feasterville-Treose	PA	19053	Chain Supermarket
Bristol Amish Market LLC	498 Green Lane	Bristol	PA	19007	Farmers Market/Produce Stand
Bristol Borough Community Action Group, Inc.	99 Wood Street	Bristol	PA	19007	Food Pantry
Brumbaugh's Farm	2575 County Line Road	Telford	PA	18969	Farmers Market/Produce Stand
Cares Cupboard	152 Monroe Avenue	Penndel	PA	19047	Food Pantry
Charlann Farms FS	586 Stony Hill Rd	Yardley	PA	19067	Farmers Market/Produce Stand
Coordinating Council of Health and Welfare	73 Downey Drive	Warminster	PA	18974	Food Pantry
Costco	100 Veterans Way	Warminster	PA	18974	Chain Supermarket
Country Commons Family Center Food Pantry	3338 Richlieu Rd	Bensalem	PA	19020	Food Pantry
Deep Well Farm	1400 Fennel Road	Pennsburg	PA	18073	Farmers Market/Produce Stand
Deere Acres	2165 Trumbauersville Road	Quakertown	PA	18951	Farmers Market/Produce Stand
Derstine's Food Distributor	3245 State Rd	Sellersville	PA	18960	Food Distributor
Doylestown FM	West State Street & Hamilton Avenue	Doylestown	PA	18901	Farmers Market/Produce Stand
Doylestown Food Pantry	470 Old Dublin Pike	Doylestown	PA	18901	Food Pantry
DOYLESTOWN WIC CLINIC	BUCKS COUNTY HEALTH DEPARTMENT	Doylestown	PA	18901	WIC Center
Eastburn Farm	1085 Durham Road	Pineville	PA	18946	Farmers Market/Produce Stand

BUCKS COUNTY RESOURCES

Emergency Relief Association of Lower Bucks	United Christian Church	Levittown	PA	19054	Food Pantry
Fairless Hills Produce Center	636 Lincoln Highway	Fairless Hills	PA	19030	Farmers Market/Produce Stand
Family Service Association of Bucks County	4 Cornerstone Dr.	Langhorne	PA	19047	Food Pantry
Field Karen & Mike	97 Styer's Lane	Langhorne	PA	19047	Farmers Market/Produce Stand
Genuardi's	73 Old Dublin Pike	Doylestown	PA	18901	Chain Supermarket
Genuardi's	2890 S Eagle Rd	Newtown	PA	18940	Chain Supermarket
Genuardi's	2200 Neshaminy Blvd	Bensalem	PA	19020	Chain Supermarket
Genuardi's	168 N Flowers Mill Rd	Langhorne	PA	19047	
Genuardi's	2395 York Rd	Jamison	PA	18929	Chain Supermarket
GIANT Food Stores	200 Town Ctr	Doylestown	PA	18901	Chain Supermarket
GIANT Food Stores	4357 W Swamp Rd	Doylestown	PA	18902	Chain Supermarket
GIANT Food Stores	471 Oxford Valley Rd	Fairless Hills	PA	19030	Chain Supermarket
GIANT Food Stores	4001 New Falls Rd	Levittown	PA	19056	Chain Supermarket
GIANT Food Stores	1465 W Broad St	Quakertown	PA	18951	Chain Supermarket
GIANT Food Stores	2721 Street Rd	Bensalem	PA	19020	Chain Supermarket
GIANT Food Stores	901 S West End Blvd	Quakertown	PA	18951	Chain Supermarket
GIANT Food Stores	3 Doublewoods Rd	Langhorne	PA	19047	Chain Supermarket
GIANT Food Stores	1055 Bustleton Pike	Feasterville	PA	19053	Chain Supermarket
GIANT Food Stores	250 Doublewoods Rd	Newtown	PA	18940	Chain Supermarket
GIANT Food Stores	466 Second Street Pike	Southampton	PA	18966	Chain Supermarket
GIANT Food Stores	6542 Logan Square	New Hope	PA	18938	Chain Supermarket
GIANT Food Stores	4275 County Line Rd	Chalfont	PA	18914	Chain Supermarket
GIANT Food Stores	720 West Street Rd	Warminster	PA	18974	Chain Supermarket

BUCKS COUNTY RESOURCES

GIANT Food Stores	5858 Easton Rd	Plumsteadville	PA	18949	Chain Supermarket
GIANT Food Stores	389 Easton Rd	Warrington	PA	18976	Chain Supermarket
GIANT Food Stores	2395 York Rd	Jamison	PA	18929	Chain Supermarket
GIANT Food Stores	1153 N 5th St	Perkasie	PA	18944	Chain Supermarket
Greater Works Food Pantry	5918 Hulmeville Road	Bensalem	PA	19020	Food Pantry
Heaven's Bounty Quakertown,PA18951	Quakertown Church of the Brethren	Quakertown	PA	18951	Food Pantry
Hellerick's Family Farm	5500 Easton Road	Doylestown	PA	2E+05	Farmers Market/Produce Stand
Indian Valley Farmers Market	Main Street and Penn Avenue	Telford	PA	18969	Farmers Market/Produce Stand
Jesus Focus Ministry	1150 Bristol Road	Southampton	PA	18966	Food Pantry
JP Kocsis Grocery	1810 Gallows Hill Rd	Kintnersville	PA	18930	Chain Supermarket
Keystone Opportunity Center	104 Main Street	Souderton	PA	18964	Food Pantry
Langhorne FM	E Richardson Ave	Langhorne	PA	19047	Farmers Market/Produce Stand
Lapinski Farm	1003 Middle Road	Dublin	PA	18917	Farmers Market/Produce Stand
LEVITTOWN WIC CLINIC	GOVERNMENT SERVICES CENTER	Levittown	PA	19055	WIC Center
Loaves and Fishes Pantry	First United Methodist Church	Fairless Hills	PA	19030	Food Pantry
Manoff Market Gardens	3157 Comfort Road	Solebury	PA	18963	Farmers Market/Produce Stand
Mary's Cupboard	100 Levittown Parkway	Levittown	PA	19054	Food Pantry
Maximucks Farm Market	5793 Long Lane Road	Doylestown	PA	18902	Farmers Market/Produce Stand
Mccardles Holiday Farm	4316 Mechanicsville Road	Mechanicsville	PA	18934	Farmers Market/Produce Stand
Milford Square Shelter	2155 Milford Square Pike	Milford	PA	18935	Food Pantry
MILK HOUSE FARM	1118 SLACK RD	Newtown	PA	18940	Farmers Market/Produce Stand
Morrisville Presbyterian Church	771 N. Pennsylvania Avenue	Morrisville	PA	19067	Food Pantry
Myerov Family Farm	306 Elephant Rd	Perkasie	PA	18944	Farmers Market/Produce Stand

BUCKS COUNTY RESOURCES

New Britain Baptist Church Food Larder	Route 202 & Tamanend Avenue	New Britain	PA	18901	Food Pantry
New Hope FM	182 W Bridge St	New Hope	PA	18938	Farmers Market/Produce Stand
No Longer Bound Bristol	5723 Watson & Norton Ave.	Bristol	PA	19007	Food Pantry
None Such Farm Market	4458 York Road	Buckingham	PA	18912	Farmers Market/Produce Stand
OTTSVILLE FM	8230 EASTON RD	Ottsville	PA	18942	Farmers Market/Produce Stand
Pathmark	500 Lincoln Hwy	Fairless Hills	PA	19030	
Penn Vermont Fruit Farm	831 Rolling Hills Road	Bedminster	PA	18910	Farmers Market/Produce Stand
Penn View Farm	1433 Broad Street	Perkasie	PA	18944	Farmers Market/Produce Stand
Penndel Food Pantry	349 Durham Road	Penndel	PA	19047	Food Pantry
Pennridge	306 North 5th Street,	Perkasie	PA	18944	Food Pantry
PERKASIE FARMERS MARKET	7TH & MARKET ST	Perkasie	PA	18944	Farmers Market/Produce Stand
Playwicki Farm Farmers Market	2350 Bridgetown Pike	Feasterville	PA	19053	Farmers Market/Produce Stand
Plumsteadville Grange Farm Market	5901 Route 611, Easton Road	Plumsteadville	PA	18947	Farmers Market/Produce Stand
Produce Connection	851 New Rodgers Road	Bristol	PA	19007	Farmers Market/Produce Stand
Quakertown Farmers Market	201 Station Road	Quakertown	PA	18951	Farmers Market/Produce Stand
Quakertown Food Pantry	50 North 4th Street	Quakertown	PA	18951	Food Pantry
QUAKERTOWN WIC CLINIC	GOVERNMENT SERVICES CENTER	Quakertown	PA	18951	WIC Center
Richboro Shop N Bag	1023 2nd St Pike	Richboro	PA	18954	Chain Supermarket
Save-A-Lot	1625 Haines Rd	Levittown	PA	19055	
Save-A-Lot	1851 St Road	Bensalem	PA	19020	
ShopRite	2200 Bristol Road	Bensalem	PA	19020	
ShopRite	2200 Neshaminy Blvd	Bensalem	PA	19020	
ShopRite	547 S Oxford Valley Rd	Fairless Hills	PA	19030	

BUCKS COUNTY RESOURCES

ShopRite	942 W St Road	Warminster	PA	18974	
Snipes Farm	890 West Bridge Street	Morrisville	PA	19067	Farmers Market/Produce Stand
Snipes Farm & Education Center	890 West Bridge Street	Morrisville	PA	19067	Farmers Market/Produce Stand
Solebury Orchards	3325 Creamery Road	New Hope	PA	18938	Farmers Market/Produce Stand
Solly Brothers	707 Almshouse Rd	Ivyland	PA	18974	Farmers Market/Produce Stand
Soulfull Blessings Bristol	Second Baptist Church of Bristol	Bristol	PA	19007	Food Pantry
Styer Orchard Inc	97 Styers Lane	Langhorne	PA	19047	Farmers Market/Produce Stand
SUELKE ROADSTANDSUELKE'S ROADSTAND	1912 OLD ROUTE 309	SELLERSVILLE	PA	18960	Farmers Market/Produce Stand
Sunflower Kings Farm	1455 Benner School Road	Trumbauersville	PA	18970	Farmers Market/Produce Stand
Sunflower King's Farm	State & Hamilton St	Doylestown	PA	18901	Farmers Market/Produce Stand
Superfresh	323 West Bridge St.	New Hope	PA	18938	Chain Supermarket
Superfresh	1601 Big Oak Rd	Yardley	PA	19067	
Superfresh	800 2nd Street	Richboro	PA	18954	Chain Supermarket
Superfresh	332 W Bridge St	New Hope	PA	18938	Chain Supermarket
Tabora Farm and Orchard	1104 Upper Stump Road	Chalfont	PA	18914	Farmers Market/Produce Stand
The Lord's Pantry	4050 Durham Road	Ottsville	PA	18942	Food Pantry
The Market at DeIVal College	2100 Lower State Road	Doylestown	PA	18901	Farmers Market/Produce Stand
The Market At Styer Orchards	1121 Woodbourne Road	Langhorne	PA	19047	Farmers Market/Produce Stand
Thorpe Farmstand And Garden Center	371 Stoneybrook Road	Newtown	PA	18940	Farmers Market/Produce Stand
Tifereth Israel Food Pantry	2909 Bristol Rd.	Bensalem	PA	19020	Food Pantry
Traugers FM	335 Island Rd	Kintnersville	PA	18930	Farmers Market/Produce Stand
WARMINSTER WIC CLINIC	BUCKS COUNTY DEPT OF HEALTH	Warminster	PA	18974	WIC Center
Wegman's	1405 Main St,	Warrington	PA	18976	Chain Supermarket

BUCKS COUNTY RESOURCES

Wildemore Farm	977 Upper Stump Road	Chalfont	PA	18914	Farmers Market/Produce Stand
Winding Brook Farm LLC	3014 Bristol Road	Warrington	PA	18976	Farmers Market/Produce Stand
WINDY SPRINGS FARM	RT 663	Milford Square	PA	18935	Farmers Market/Produce Stand
Wrightstown FM	2203 Second St Pike	Wrightstown	PA	18940	Farmers Market/Produce Stand

BUCKS COUNTY RESOURCES

BUCKS COUNTY PHARMACIES	Address			
Alltown Pharmacy	1137 Bustleton Pike	Feasterville-Trevose	PA	19053
Belmont Pharmacy	3571 Hulmeville Road	Bensalem	PA	19020
Bensalem Pharmacy	2112 Street Rd	Bensalem	PA	19020
Bristol Borough Pharmacy	1020 Bristol Pike	Bristol	PA	19007
Budget Drug Store	1137 Bustleton Pike	Feasterville-Trevose	PA	19053
Burns Pharmacy	82 N Pennsylvania Ave	Morrisville	PA	19067
Cane & Able Inc	169 W Lincoln Hwy	Langhorne	PA	19047
Contract Pharmacy Service	125 Titus Ave	Warrington	PA	18976
CVS	160 S Main St	Doylestown	PA	18901
CVS	1456 Ferry Road	Doylestown	PA	18901
CVS	4361 Swamp Road	Doylestown	PA	18901
CVS	298 W Butler Ave	Chalfont	PA	18914
CVS	200 S Lincoln Ave	Newtown	PA	18940
CVS	755 Durham Rd	Newtown	PA	18940
CVS	8310 Easton Road	Ottsville	PA	18942
CVS	7 York Rd	Warminster	PA	18974
CVS	455 W Street Road	Warminster	PA	18974
CVS	2193 York Road	Jamison	PA	18929
CVS	2250 Bristol Road	Bensalem	PA	19020
CVS	3811 Neshaminy Blvd	Cornwall Heights	PA	19020
CVS	901 Bristol Pike	Croydon	PA	19021
CVS	298 E Street Rd	Feasterville	PA	19053

BUCKS COUNTY RESOURCES

CVS	590 W Trenton Ave	Morrisville	PA	19067
CVS	101 Oxford Valley Rd	Woodside	PA	19067
CVS	3943 Hulmeville Road	Bensalem	PA	19020
CVS	1862 West Maple Ave	Langhorne	PA	19047
CVS	4214 Woodbourne Road	Levittown	PA	19055
CVS	302 West Bridge Street	New Hope	PA	18938
CVS	402 Route 313	Perkasie	PA	18944
CVS	1201 N. Fifth Street	Perkasie	PA	18944
CVS	1034 Second Street	Richboro	PA	18954
CVS	16 East Afton Avenue	Yardley	PA	19067
CVS	1675 Langhorne-Yardley Road	Yardley	PA	19067
Drugstore-Direct Inc	171 Rittenhouse Cir	Bristol	PA	19007
Family 1 Pharmacy	4005 Veterans Hwy	Levittown	PA	19056
Grand Plaza Pharmacy	965 Bristol Pike	Bensalem	PA	19020
Harris Pharmacy & Home Health	511 East Street	Doylestown	PA	18901
Heritage Pharmacy	1091 General Knox Rd	Washington Crossing	PA	18977
Horsham Square Pharmacy	30000 Anns Choice Way	Warminster	PA	18974
Knights Road Pharmacy	2788 Knights Road	Bensalem	PA	19020
Langhorne Pharmacy	172 N Pine St	Langhorne	PA	19047
Makefield Town Pharmacy	99 Makefield Rd	Yardley	PA	19067
Mat's Pharmacy	701 Bristol Pike	Croydon	PA	19021
Max-Well Pharmacy Services	375 W St Road	Warminster	PA	18974
Medical Plaza Pharmacy	240 Middletown Blvd	Langhorne	PA	19047

BUCKS COUNTY RESOURCES

Medicine Shoppe	95 York Road	Warminster	PA	18974
Mill Street Pharmacy	416 Mill St	Bristol	PA	19907
Neshaminy Pharmacy	5417 Neshaminy Blvd	Bensalem	PA	19020
New-Care Pharmacy	711 Bustleton Pike	Feasterville-Trevoze	PA	19053
Nu-Way Pharmacy	1627 Haines Rd	Levittown	PA	19055
Giant Pharmacy Department	4001 New Falls Rd	Levittown	PA	19056
Riccio Family Pharmacy	2217 Bristol Pike	Bensalem	PA	19020
Rite Aid	472 N Main St	Doylestown	PA	18901
Rite Aid	306 Town Ctr	New Britain	PA	18901
Rite Aid	1745 S Easton Rd	Doylestown	PA	18901
Rite Aid	5176 Cold Springs Creamery Rd	Doylestown	PA	18902
Rite Aid	6542 H Logan Square	New Hope	PA	18938
Rite Aid	5835 Easton Rd	Plumsteadville	PA	18949
Rite Aid	6542 H Logan Square	New Hope	PA	18938
Rite Aid	345 W Broad Street	Quakertown	PA	18951
Rite Aid	1465-15 W Broad St	Quakertown	PA	18951
Rite Aid	1080 S West End Blvd	Quakertown	PA	18951
Rite Aid	410 2nd Street Pke	Village Shires	PA	18966
Rite Aid	599 York Rd	Warminster Heights	PA	18974
Rite Aid	452 Pond St	Bristol	PA	19007
Rite Aid	244 Commerce Circle	Bristol	PA	19007
Rite Aid	600 Lincoln Highway	Fairless Hills	PA	19030
Rite Aid	1 Summit Square	Langhorne	PA	19047

BUCKS COUNTY RESOURCES

Rite Aid	96 N Flowers Mill Rd	Langhorne	PA 19047
Rite Aid	1852 Brownsville Rd	Trevose	PA 19053
Rite Aid	8716 New Falls Rd	Levittown	PA 19054
Rite Aid	4537 New Falls Rd	Levittown	PA 19056
Rite Aid	833 W Trenton Ave	Morrisville	PA 19067
Rite Aid	657 Heacock Rd	Yardley	PA 19067
Rite Aid	696 Stony Hill Rd	Yardley	PA 19067
Rite Aid	6912 New Falls Road	Levittown	PA 19057
Rite Aid	1 Ice Cream Alley	Newtown	PA 18940
Rite Aid	519 Constitution Ave	Perkasie	PA 18944
Rite Aid	1465-15 W Broad St	Quakertown	PA 18951
Rite Aid	800 Bustleton Pike	Richboro	PA 18954
Rite Aid	1039 2nd St Pike	Richboro	PA 18954
Sellersville Pharmacy	218 S Main St	Sellersville	PA 18960
Street Road Pharmacy	3532 Street Rd	Bensalem	PA 19020
Transition Pharmacy	4 Neshaminy Interplex Dr	Feasterville-Trevose	PA 19053
Village Shires Pharmacy	1464 Buck Rd	Holland	PA 18966
VIP Pharmacy	516 S. Oxford Valley Rd	Fairless Hills	PA 19030
Walgreens	2319 York Road	Jamison	PA 18929
Walgreens	690 2nd Street Pike	Village Shires	PA 18966
Walgreens	10 York Road	Warminster	PA 18974
Walgreens	2435 Street Rd	Cornwall Heights	PA 19020
Walgreens	2 E Street Rd	Feasterville	PA 19053

BUCKS COUNTY RESOURCES

Walgreens	8500 New Falls Rd	Levittown	PA	19054
Walgreens	5200 New Falls Rd	Levittown	PA	19056
Walgreens	1211 Oxford Valley Rd	Levittown	PA	19057
Whitman Pharmacy	4950 York Road	Doylestown	PA	18902
Village Compounding Pharmacy	1428 Easton Road	Warrington	PA	18976
Windsor Pharmacy	1508 Haines Rd	Levittown	PA	19055
Yorke Pharmacy	5524 New Falls Rd	Levittown	PA	19056
Lifestream Pharmacy	847 Easton Road	Warrington	PA	18976
Weis Pharmacy	73 Old Dublin Pike	Doylestown	PA	18901
ShopRite Pharmacy	942 W Street Rd	Warminster	PA	18974
Wegmans Pharmacy	1405 N Main Street	Warrington	PA	18976
Kmart Pharmacy	176 W St Rd	Feasterville-Trevose	PA	19053
Giant Pharmacy Department	471 S Oxford Valley Rd	Fairless Hills	PA	19030
Oxford Valley Pharmacy	403 S Oxford Valley Rd	Fairless Hills	PA	19030
Target Pharmacy	2331 E Lincoln Hwy	Langhorne	PA	19047
Target Pharmacy	401 Easton Rd	Warrington	PA	18976
Target Pharmacy	800 Rockhill Dr	Bensalem	PA	19020
Target Pharmacy	610 N West End Blvd	Quakertown	PA	18951
Acme Sav-On Pharmacy	1336 Bristol Pike	Bensalem	PA	19020
Acme Sav-On Pharmacy	2301 Pasqualone Blvd	Bensalem	PA	19020
Acme Sav-On Pharmacy	480 N Main Street	Doylestown	PA	18901
Acme Sav-On Pharmacy	105 E Street	Feasterville	PA	19053
Acme Sav-On Pharmacy	505 W Butler Ave	Chalfont	PA	18914

BUCKS COUNTY RESOURCES

Acme Sav-On Pharmacy	808 E Street Rd	Feasterville-Trevose	PA	19053
Walmart Pharmacy	100 E Street Rd	Warminster	PA	18974
Walmart Pharmacy	3461 Horizon Blvd	Bensalem	PA	19020

CHESTER COUNTY HOSPITALS

Address

Brandywine Hospital	201 REESEVILLE ROAD	Coatesville	PA	19320
Chester County Hospital	701 EAST MARSHALL ST	West Chester	PA	19380
Coatesville VA Medical Center	1400 BLACK HORSE HILL ROAD	Coatesville	PA	19320
Jennersville Regional Hospital	1015 WEST BALTIMORE PIKE	West Grove	PA	19390
Paoli Hospital	255 WEST LANCASTER AVENUE	Paoli	PA	19301
Phoenixville Hospital	140 NUTT ROAD	Phoenixville	PA	19460
Bryn Mawr Rehabilitation Hospital	414 Paoli Pike	Malvern	PA	

CHESTER COUNTY RESOURCES

CHESTER COUNTY HEALTH AND BEHAVIORAL HEALTH PROVIDERS (*includes: mental health centers, acute care, rehabilitation centers, behavioral health centers, urgent care centers, etc.)

Name	Address			Type
Advanced Treatment Systems	1825 East Lincoln Highway	Coatesville	PA 19320	Drug Alcohol Mental Health
Bowling Green	1375 Newark Road	Kennett Square	PA 19348	Drug Alcohol Mental Health
Center for Addictive Diseases	479 Thomas Jones Way	Exton	PA 19341	Drug Alcohol Mental Health
ChesPenn Coatesville	744 E. Lincoln Highway	Coatesville	PA 19320	Community Health Center
Chester Counseling Center	701 S. Main Street	Phoenixville	PA 19460	Drug Alcohol Mental Health
Chester Counseling Center	701 South Main St	Phoenixville	PA 19460	Drug Alcohol Mental Health
Chester County Womens Services Center	1028 E. Lincoln Hwy.	Coatesville	PA 19320	Womens Health Center
Chester County Womens Services Center	27 South Church St.	West Chester	PA 19382	Womens Health Center
Chester County Department of Drug Alcohol Services	601 Westtown Road	West Chester	PA 19382	Drug Alcohol Mental Health
Child Guidance Resource Center	744 E. Lincoln Highway	Coatesville	PA 19320	Drug Alcohol Mental Health
Community Services of Devereux	1041 West Bridge Street	Phoenixville	PA 19460	Drug Alcohol Mental Health
Fellowship Health Resources	723 Wheatland Street	Phoenixville	PA 19460	Drug Alcohol Mental Health
Gaudenzia Coatesville	31 S. 10th Avenue	Coatesville	PA 19320	Drug Alcohol Mental Health
Gaudenzia West Chester	110 Westtown Rd	West Chester	PA 19380	Drug Alcohol Mental Health
Holcomb Behavioral Health Systems	469 Creamery Way	Exton	PA 19341	Drug Alcohol Mental Health
Holcomb Behavioral Health Systems	835 Springdale Dr.	Exton	PA 19341	Drug Alcohol Mental Health
Holcomb Behavioral Health Systems	224 Hall Street	Phoenixville	PA 19460	Drug Alcohol Mental Health

CHESTER COUNTY RESOURCES

Holcomb Behavioral Health Systems	920 E. Baltimore Pike	Kennett Square	PA	19348	Drug Alcohol Mental Health
Malvern Institute	940 King Road	Malvern	PA	19355	Drug Alcohol Mental Health
Planned Parenthood Coatesville	1001 East Lincoln Highway	Coatesville	PA	19320	Womens Health Center
Planned Parenthood West Chester	8 S. Wayne St	West Chester	PA	19382	Womens Health Center
Chester County Community Dental Center	744 E. Lincoln Highway	Coatesville	PA	19320	Dental Care
Project SALUD	731 West Cypress Street	Kennett Square	PA	19348	Community Health Center
Community Volunteers in Medicine	300 B Lawrence Dr.	West Chester	PA	19380	Community Health Center
Chester County Health Department	601 Westtown Road	West Chester	PA	19382	County Health Department
Maternal and Child Health Consortium	637 Millers Hill	Kennett Square	PA	19348	Womens Health Center
St. Agnes Nursing Center	233 West Gay Street	West Chester	PA	19380	Community Health Center
The Children's Dental Clinic	801 Conestoga Road	Berwyn	PA	19312	Dental Care
Option Care of Chester County	400 New Kent Drive	West Chester	PA	19380	Community Health Center
The Clinic	143 Church Street	Phoenixville	PA	19460	Community Health Center
CVS Minute Clinic	105 E. Uwchlan Avenue	Exton	PA	19341	Urgent Care Center
CVS Minute Clinic	1776 E. Lancaster Avenue	Paoli	PA	19301	Urgent Care Center
CVS Minute Clinic	3015 E. Lincoln Hwy	Thorndale	PA	19372	Urgent Care Center
CVS Minute Clinic	760 Miles Road	West Chester	PA	19380	Urgent Care Center
CVS Minute Clinic	870 E. Baltimore Pike	Kennett Square	PA	19348	Urgent Care Center
Pioneer Urgent Care	1572 Wilmington Pike	West Chester	PA	19382	Urgent Care Center

CHESTER COUNTY RESOURCES

Premier Immediate Medical Care	278 Eagleville Boulevard	Exton	PA	19341	Urgent Care Center
Doctor's Express Urgent Care	150 E. Pennsylvania Avenue	Downingtown	PA	19335	Urgent Care Center
Carestat Urgent Care Center	1305 W. Chester Pike	Havertown	PA	19083	Urgent Care Center
Urgent Care	127 W. Chester Pike	Swarthmore	PA	19083	Urgent Care Center

CHESTER COUNTY SOCIAL SERVICES (*includes: senior centers, family resource centers, homeless shelters, community/rec centers, YMCAs/YWCAs, etc.)

Name	Address				Type
Life Transforming Ministries	643 East Lincoln Highway	Coatesville	PA	19320	Education/Employment Center
Opportunities Industrialization Center	790 East Market St	West Chester	PA	19382	Education/Employment Center
PA CareerLink	250 East Harmony St	Coatesville	PA	19320	Education/Employment Center
The Employment, Advancement, Retention Network Center	400 East Lincoln Highway	Coatesville	PA	19320	Education/Employment Center
The H.O.O.D Youth One-Stop	530 East Union St	West Chester	PA	19382	Education/Employment Center
Wings for Success	490 Lancaster Ave	Frazer	PA	19355	Education/Employment Center
Building Bridges Program (Human Services, Inc.)	330 W. Market Street	West Chester	PA	19380	Homeless/Emergency Shelter
City Gate Shelter	17 North Seventh Avenue	Coatesville	PA	19320	Homeless/Emergency Shelter
CYWA Shelter	423 E. Lincoln Highway	Coatesville	PA	19320	Homeless/Emergency Shelter
Domestic Violence Shelter	6 Pine Street	West Chester	PA	19381	Homeless/Emergency Shelter
Friends Association for the Care and Protection of Children	206 North Church Street	West Chester	PA	19380	Homeless/Emergency Shelter
Good Samaritan Shelter	141 East High Street	Phoenixville	PA	19460	Homeless/Emergency Shelter
His Mission	342 East Birch Street	Kennett Square	PA	19348	Homeless/Emergency Shelter
Safe Harbor	20 North Matlack Street	West Chester	PA	19380	Homeless/Emergency Shelter

CHESTER COUNTY RESOURCES

Salvation Army	101 East Market Street	West Chester	PA	19381	Homeless/Emergency Shelter
St. Agnes Day Room	233 West Gay Street	West Chester	PA	19380	Homeless/Emergency Shelter
St. Mary's Franciscan Shelter	209 Emmett Street	Phoenixville	PA	19460	Homeless/Emergency Shelter
Valley Forge REACT	527 Berwyn Baptist Road	Berwyn	PA	19312	Homeless/Emergency Shelter
W.C. Atkinson Men's Shelter	810 East Diamond Street	Coatesville	PA	19320	Homeless/Emergency Shelter
Salvation Army	669 E Lincoln Hwy	Coatesville	PA	19320	Salvation Army
Salvation Army Family Store	250 E Market St	West Chester	PA	19382	Salvation Army
Salvation Army Railton House	101 E Market St	West Chester	PA	19382	Salvation Army
Coatesville Area Senior Center	22 North 5th Ave	Coatesville	PA	19320	Senior Centers
Dowlingtown Area Senior Center, Inc.	983 East Lancaster Ave.	Downingtown	PA	19335	Senior Centers
Kennet Area Senior Center	427 South Walnut St	Kennett Square	PA	19348	Senior Centers
Oxford Senior Center	12 East Locust St	Oxford	PA	19363	Senior Centers
Phoenixville Senior Adult Activity Center	153 Church St	Phoenixville	PA	19460	Senior Centers
West Chester Area Senior Center	530 East Union St	West Chester	PA	19382	Senior Centers
Chester County Government Services Center	601 Westtown Road	West Chester	PA	19380	Social Service Agency
Catholic Social Services	105 Prospect Ave	West Grove	PA	19390	Social Services Referral Agencies
Human Services, Inc	330 West Market St	Oxford	PA	19382	Social Services Referral Agencies
La Comunidad Hispana	731 West Cypress St	Kennett Square	PA	19348	Social Services Referral Agencies
La Comunidad Hispana	1001 E. Lincoln Highway	Coatesville	PA	19320	Social Services Referral Agencies
Oxford Area Neighborhood Services	35 North Third St	Oxford	PA	19636	Social Services Referral Agencies
Phoenixville Area Community Services	257 Church St	Phoenixville	PA	19460	Social Services Referral Agencies
WIC Office - Coatesville	1001 E Lincoln Highway	Coatesville	PA	19320	WIC
WIC Office - Toughkenamon	1120 Newark Rd	Toughkenamon	PA	19374	WIC

CHESTER COUNTY RESOURCES

WIC Satellite Clinic - Spring City	145 Chestnut Street	Spring City	PA	19475	WIC
WIC Satellite Office - Oxford	6 Pine Street	Oxford	PA	19363	WIC
WIC Satellite Office - Phoenixville	145 South Main Street	Phoenixville	PA	19460	WIC
Brandywine YMCA	295 Hurley Rd	Coatesville	PA	19320	YMCA
Jennersville YMCA	880 W. Baltimore Pike	West Grove	PA	19390	YMCA
Kennett YMCA	101 Race Street	Kennett Square	PA	19348	YMCA
Octorara Program Center	104 Highland Road	Atglen	PA	19310	YMCA
Oscar Lasko Youth Program Center	1 East Chestnut Street	West Chester	PA	19380	YMCA
West Chester YMCA	605 Airport Road	West Chester	PA	19380	YMCA
Child Guidance Resource Center	744 E. Lincoln Highway	Coatesville	PA	19320	Child Behavioral Health
Human Services, Inc	744 E. Lincoln Highway	Coatesville	PA	19320	Social Services Referral Agency
Kennett Square Family Center	637 Millers Hill	Kennett Square	PA	193488	Social Services

CHESTER COUNTY RESOURCES

CHESTER COUNTY FOOD DISTRIBUTION (*includes: Chain Supermarkets, Food Pantries, Distribution Centers, Farmers Markets)

Name	Address				Type
Hidden Acres Farm Market	956 Fallowfield Rd	Atglen	PA	19310	Farmers Market/Produce Stand
Acme	851 Gap Newport Pike	Avondale	PA	19311	Grocery Store
Glen Willow Orchards	1657 Glen Willow Road	Avondale	PA	19311	Farmers Market/Produce Stand
Mission Santa Maria	9016 Gap Newport Pike	Avondale	PA	19311	Food Pantry/Cupboard
New Garden Growers Market	8943 Gap Newport Pike	Avondale	PA	19311	Farmers Market/Produce Stand
Pathmark	450 Swedesford Rd	Berwyn	PA	19312	Grocery Store
Trinity Presbyterian Food Bank	640 Berwyn Ave.	Berwyn	PA	19312	Food Pantry/Cupboard
Siw Vegetables	4317 South Creek Road	Chadds Ford	PA	19317	Farmers Market/Produce Stand
Acme	400 Simpson Drive	Chester Springs	PA	19425	Grocery Store
Anselma Farmers & Artisans Market	1730 Conestoga Rd.	Chester Springs	PA	19425	Farmers Market/Produce Stand
Clover Mill Farm	1439 Clover Mill Road	Chester Springs	PA	19425	Farmers Market/Produce Stand
Milky Way Farm	521 Uwchlan Avenue	Chester Springs	PA	19425	Farmers Market/Produce Stand
Bottom Dollar	100 Airport Rd	Coatesville	PA	19320	Grocery Store
Cheap Grocer	809 E Lincoln Hwy	Coatesville	PA	19320	Grocery Store
Coatesville Community Food Co-op	800 South First Ave.	Coatesville	PA	19320	Food Pantry/Cupboard
Holy Tabernacle Church of God in Christ	533 Coates St.	Coatesville	PA	19320	Food Pantry/Cupboard
Hurricane Hill Farm	704 East Reeceville Road	Coatesville	PA	19320	Farmers Market/Produce Stand
Jubilee Evangelistic Ministries	920 E. Lincoln Highway	Coatesville	PA	19320	Food Pantry/Cupboard
Salvation Army	669 East Lincoln Hwy	Coatesville	PA	19320	Food Pantry/Cupboard
Triple Fresh	801 Doe Run Rd	Coatesville	PA	19320	Grocery Store
Vollmecke Orchards FS	155 Cedar Knoll Road	Coatesville	PA	19520	Farmers Market/Produce Stand

CHESTER COUNTY RESOURCES

King's Potato Farm	302 Daleville Road	Cochranville	PA	19330	Farmers Market/Produce Stand
Devon Whole Food Village	821 West Lancaster Ave	Devon	PA	19087	Farmers Market/Produce Stand
Duncans Farm	966 North Valley Forge Road	Devon	PA	19333	Farmers Market/Produce Stand
Great Valley Food Cupboard	945 North Valley Forge Road	Devon	PA	19333	Food Pantry/Cupboard
Acme	3951 W Lincoln Hwy	Downington	PA	19335	Grocery Store
Lord's Pantry of Downingtown	141 E Lancater Ave	Downington	PA	19335	Food Pantry/Cupboard
Wegman's	1056 E. Lancaster Ave	Downington	PA	19335	Grocery Store
East Goshen Farmers Market	1161 PAOLI PIKE	East Goshen	PA	19380	Farmers Market/Produce Stand
Elverson Farmers Market	83 West Main Street	Elverson	PA	19520	Farmers Market/Produce Stand
Hopewell Furnace Farm Market	2 Mark Bird Lane	Elverson	PA	19520	Farmers Market/Produce Stand
Acme	11 West Lincoln Hwy	Exton	PA	19341	Grocery Store
Genuardi's	260 Eagleview Blvd	Exton	PA	19341	Grocery Store
Giant	141 E. Swedesford Rd	Exton	PA	19341	Grocery Store
People's Pantry at Church Road	400 Lancaster Ave.	Frazer	PA	19355	Food Pantry/Cupboard
Ludwigs Corner Hardware	1230 Pottstown Pike	Glenmoore	PA	19343	Farmers Market/Produce Stand
Salvation Army Service Unit	570 Fairview Rd	Glenmoore	PA	19343	Food Pantry/Cupboard
Alpaca Orchards	262 Lippitt Rd	Honey Brook	PA	19344	Farmers Market/Produce Stand
Brandywine Produce	180 Beaver Dam Road	Honey Brook	PA	19344	Farmers Market/Produce Stand
King's Herb Nook	1060 Compass Road	Honey Brook	PA	19344	Farmers Market/Produce Stand
The Blessing House	197 Leary Rd.	Honeybrook	PA	19344	Food Pantry/Cupboard
Barnard's Orchard and Greenhouses	1079 Wawaset Road	Kennett Square	PA	19348	Farmers Market/Produce Stand
Genuardi's	830 E. Baltimore Pike	Kennett Square	PA	19348	Grocery Store
Kennett Area Community Services	136 W Cedar St	Kennett Square	PA	19348	Food Pantry/Cupboard

CHESTER COUNTY RESOURCES

Kennett Farmers Market	N. Union St & W. State St	Kennett Square	PA	19348	Farmers Market/Produce Stand
Kennett Farms	326 East Hillendale Road	Kennett Square	PA	19348	Farmers Market/Produce Stand
New Garden FS	290 Thompson Rd	Kennett Square	PA	19348	Farmers Market/Produce Stand
Pathstone	421 McFarland Rd.	Kennett Square	PA	19348	Food Pantry/Cupboard
School House Crossing	219 Onix Drive	Kennett Square	PA	19348	Farmers Market/Produce Stand
SuperFresh	863 E. Baltimore Pike	Kennett Square	PA	19348	Grocery Store
COOL BREEZE GOURMET GREENS	1001 WICKERTON RD	Landenberg	PA	19350	Farmers Market/Produce Stand
Schmidts Tree Farm	1741 Flint Hill Road	Landenberg	PA	19350	Farmers Market/Produce Stand
Briar Hollow	476 Little Elk Creek Road	Lincoln University	PA	19352	Farmers Market/Produce Stand
STOLTZFUS ISRAEL	204 CROWL TOOT RD	Lincoln University	PA	19352	Farmers Market/Produce Stand
Acme	75 Valley Stream Pkwy	Malvern	PA	19355	Grocery Store
Food Source	653 Swedesford Rd	Malvern	PA	19355	Grocery Store
Giant	225 Lancaster Ave	Malvern	PA	19355	Grocery Store
Great Valley Farmers Market	Great Valley Corporate Center	Malvern	PA	19355	Farmers Market/Produce Stand
Wegman's	50 Foundry Way	Malvern	PA	19355	Grocery Store
Acme	2176 Baltimore Pike	Oxford	PA	19363	Grocery Store
Family Produce	215 S. 3rd St	Oxford	PA	19363	Farmers Market/Produce Stand
Oxford Church of God	198 Barnsley Rd.	Oxford	PA	19363	Food Pantry/Cupboard
Oxford Farm Market #1 & #2	193 Limestone Road	Oxford	PA	19363	Farmers Market/Produce Stand
Oxford Neighborhood Services	35 N 3rd St	Oxford	PA	19363	Food Pantry/Cupboard
Oxford Village Farm Market	Third St & Locust St.	Oxford	PA	19363	Farmers Market/Produce Stand
Acme	39 Leopard Rd	Paoli	PA	19301	Grocery Store
Church of the Good Samaritan	212 W Lancaster Ave	Paoli	PA	19301	Food Pantry/Cupboard

CHESTER COUNTY RESOURCES

Paoli Presbyterian Church	225 S. Valley Rd.	Paoli	PA	19301	Food Pantry/Cupboard
SuperFresh	4 Industrial Blvd	Paoli	PA	19301	Grocery Store
Hershey's Farm Market	959 South Octorara Trail	Parkesburg	PA	19365	Farmers Market/Produce Stand
King's Sweet Corn & Produce	2858 Lower Valley Road	Parkesburg	PA	19365	Farmers Market/Produce Stand
Parkesburg Farm Market	315 First Avenue	Parkesburg	PA	19365	Farmers Market/Produce Stand
Parkesburg Mobile Food Pantry	10 Cemetery Rd	Parkesburg	PA	19365	Food Pantry/Cupboard
Acme	785 Starr Street	Phoenixville	PA	19460	Grocery Store
Baptist Church of Phoenixville	248 Church St	Phoenixville	PA	19460	Food Pantry/Cupboard
Phoenixville Area Community Services	257 Church St	Phoenixville	PA	19460	Food Pantry/Cupboard
Phoenixville Farmers Market	Corner Of Bridge & Taylor Alley	Phoenixville	PA	19460	Farmers Market/Produce Stand
St. Peter's Episcopal Church	121 Church St	Phoenixville	PA	19460	Food Pantry/Cupboard
Yeagers Farm & Market Inc	1015 Pike Springs Road	Phoenixville	PA	19460	Farmers Market/Produce Stand
Kolb's Farm Store	151 Kolb Road	Spring City	PA	19475	Farmers Market/Produce Stand
Project Outreach Food Pantry	145 Chesnut St	Spring City	PA	19475	Food Pantry/Cupboard
Acme	907 Paoli Pike	West Chester	PA	19380	Grocery Store
Acme	1161 Wilmington Pike	West Chester	PA	19380	Grocery Store
ALDI	1146 Saint Finegan Dr	West Chester	PA	19382	Grocery Store
Genuardi's	1375 E. Boot Rd	West Chester	PA	19380	Grocery Store
Giant	698 Downingtown Pike	West Chester	PA	19380	Grocery Store
Giant	1502 West Chester Pike	West Chester	PA	19382	Grocery Store
Highland Orchards	1000 Marshalton-Thorndale Rd.	West Chester	PA	19380	Farmers Market/Produce Stand
Pete's Produce Farm	1225 East Street Road	West Chester	PA	19382	Farmers Market/Produce Stand
Queens Farm	2069 W Street Rd	West Chester	PA	19382	Farmers Market/Produce Stand

CHESTER COUNTY RESOURCES

Salvation Army	101 E Market St	West Chester	PA	19382	Food Pantry/Cupboard
ShopRite	1115 W. Chester Pike	West Chester	PA	19382	Grocery Store
St. Agnes Day Room	233 E Gay St	West Chester	PA	19380	Food Pantry/Cupboard
West Chester FM	Church & Chestnut	West Chester	PA	19382	Farmers Market/Produce Stand
West Chester Food Cupboard	545 E Gay St	West Chester	PA	19380	Food Pantry/Cupboard
Catholic Social Services	105 Prospect Ave	West Grove	PA	19390	Food Pantry/Cupboard
The Bridge Food Pantry and Clothes Closet	240 State Road	West Grove	PA	19390	Food Pantry/Cupboard
West Grove Farmers Market	Harmony Road	West Grove	PA	19390	Farmers Market/Produce Stand
West Grove United Methodist Church	300 N. Guernsey Road	West Grove	PA	19390	Food Pantry/Cupboard

DELAWARE COUNTY HOSPITALS	Address			
Crozer-Chester Medical Center	One Medical Center Boulevard	Upland	PA	19013
Delaware County Memorial Hospital	501 N. Lansdowne Avenue	Drexel Hill	PA	19026
Mercy Fitzgerald Hospital	1500 Lansdowne Avenue	Darby	PA	19023
Riddle Hospital	1068 W. Baltimore Pike	Media	PA	19063
Springfield Hospital	190 West Sproul Road	Springfield	PA	19064
Taylor Hospital	175 East Chester Pike	Ridley Park	PA	19078
Community Hospital	2600 W 9th Street	Chester	PA	19013

DELAWARE COUNTY RESOURCES

DELAWARE COUNTY HEALTH AND BEHAVIORAL HEALTH CENTERS

(*includes: mental health centers, acute care, rehabilitation centers, behavioral health centers, urgent care centers, etc.)

Name	Address	City	State	Zip	Type
ChesPenn Center for Family Health at Upper Darby	5 South State Road	Upper Darby	PA	19082	Community Health Clinic
WIC Administrative Office	2600 West 9th Street	Chester	PA	19013	WIC
WIC Chester	2600 West 9th Street	Chester	PA	19013	WIC
WIC Upper Darby	1 S. State Road	Upper Darby	PA	19082	WIC
WIC Springfield	1260 E. Woodland Ave	Springfield	PA	19064	WIC
ChesPenn Health Services East Side Health Center	125 East 9th Street	Chester	PA	19013	Community Health Clinic
ChesPenn Health Services Community Center for Family Health	2600 W. Ninth Street	Chester	PA	19013	Community Health Clinic
Mercy Fitzgerald Hospital- Ambulatory Clinic	1503 Lansdowne Avenue	Darby	PA	19023	
Child Guidance Resource Center	2000 Old West Chester Pike	Havertown	PA		Mental Health Services
Daemion House Community Counseling Center	92 Howellville Road	Berwyn	PA		Mental Health Services
American Day Treatment Center	401 Pilgrim Lane	Drexel Hill	PA	19026	Mental Health Services
Empower Youth LLC	210 W Front St	Media	PA	19063	Mental Health Services
Family and Community Service	600 N Olive St	Media	PA	19063	Mental Health Services
Holcomb Behavioral Health Systems	225 S 69th St	Upper Darby	PA	19082	Mental Health Services
Mirmont Treatment Center	100 Yearsley Mill Road	Media	PA	19063	Substance Abuse Services
Northwestern Human Services	800 Chester Pike	Sharon Hill	PA		Substance Abuse Services
Urgent Care	127 W. Chester Pike	Havertown	PA	19083	Urgent Care Center
CVS Minute Clinic	1218 E. Lancaster Ave	Bryn Mawr	PA	19010	Urgent Care Center
CVS Minute Clinic	3 S. Pennel Rd	Lima	PA	19037	Urgent Care Center

DELAWARE COUNTY RESOURCES

CVS Minute Clinic	795 Baltimore Pike	Springfield	PA	19064	Urgent Care Center
Take Care Clinic at Walgreens	4098 Edgemont Ave	Brookhaven	PA	19015	Urgent Care Center
Carestat Urgent Care Centers	1305 W Chester Pike	Havertown	PA	19083	Urgent Care Center
Delaware County State Health Center	151 W. Fifth Street	Chester	PA	19013	Public Health Services
Aids Care Group	2304 Edgmont Ave	Chester	PA	19013	Community Health Clinic
Delaware County Office of Behavioral Health	20 S. 69th Street	Upper Darby	PA	19082	Mental Health Services
Carelink Community Support Services	1510 Chester Pike	Eddystone	PA	19022	Mental Health Services
Elwyn	111 Elwyn Rd	Elwyn	PA	19063	Mental Health Services
Harwood House	9200 W Chester Pike	Upper Darby	PA	19082	Substance Abuse Services
Horizon House	1601 Parklane Rd	Swarthmore	PA	19081	Mental Health and Substance Abuse
Keystone Center	2001 S. Providence Ave	Chester	PA	19013	Substance Abuse Services
Northwestern Human Services	800 Chester Pike	Sharon Hill	PA	19079	Mental Health and Substance Abuse Services

DELAWARE COUNTY RESOURCES

DELAWARE COUNTY SOCIAL SERVICES (*includes: senior centers, family resource centers, homeless shelters, community/rec centers, YMCAs/YWCAs, etc.)

Name	Address	Type
Delaware County Office of Services for the Aging	206 Eddystone Ave	Eddystone PA 19022 Senior Services
Delaware County Catholic Social Services	240 N Bishop Ave	Springfield PA 19064 Social Services
Delaware County Catholic Social Services	130 E 7th St	Chester PA 19013 Social Services
Salvation Army	151 West 15th St	Chester PA 19013 Social Services
Salvation Army	22 North 9th St	Darby PA 19023 Social Services
Salvation Army	66 Chester Pike	Darby PA 19023 Social Services
Department of Intercommunity Health	201 W. Front St.	Media PA 19063 Public Health Services
Department of Intercommunity Health	1414 Meetinghouse Road	Boothwyn PA 19061 Public Health Services
Wesley House Shelter	701 Madison Street	Chester PA 19013 Shelter
Life Center of Eastern Delaware County	6310 Market Street	Upper Darby PA 19082 Shelter
Family Management Center	229 Norris Street	Chester PA 19013 Shelter
Chester Senior Center	721 Hayes St	Chester PA 19013 Senior Center
Surrey at Hometown Senior Center	302 South Jackson St	Media PA 19063 Senior Center
Friendship Circle	1515 Landsdowne Ave	Darby PA 19023 Senior Center
Schoolhouse Senior Center	600 Swarthmore Ave	Folsom PA 19033 Senior Center
Good Neighbor Senior Center	1095 Hook Rd	Sharon Hill PA 19079 Senior Center
Upper Darby Senior Center	326 Watkins Ave	Upper Darby PA 19082 Senior Center
Surrey at Havertown Senior Center	1105 Earlington Rd	Havertown PA 19083 Senior Center
Wayne Senior Center	108 Station Rd	Wayne PA 19087 Senior Center
Adult Day of Chester	2701 West 10th Street	Chester PA 19013 Adult Day Service Centers
Adult Day Services	3 South State Road	Upper Darby PA 19082 Adult Day Service Centers

DELAWARE COUNTY RESOURCES

Children & Adult Disability & Educational Services Summary	Licensing	401 Rutgers Avenue	Swarthmore	PA	19081	Adult Day Service Centers
Don Guanella Village		1799 South Sproul Road	Springfield	PA	19064	Adult Day Service Centers
Elwyn Miller Hall/Valley View		111 Elwyn Road	Elwyn	PA	19063	Adult Day Service Centers
Family Matters Adult Day Center		214 East Baltimore Pike	Clifton Heights	PA	19018	Adult Day Service Centers
Life at Home		701 Chester Pike	Sharon Hill	PA	19079	Adult Day Service Centers
New Beginnings Adult Day Care		18 East 8th Street	Chester	PA	19013	Adult Day Service Centers
Senior Care at Crozer		One Medical Center Boulevard	Upland	PA	19013	Adult Day Service Centers
Senior Care of Broomall		1991 South Sproul Road	Broomall	PA	19008	Adult Day Service Centers
Senior Care of Upper Darby		1500 Garrett Road	Upper Darby	PA	19082	Adult Day Service Centers
Family Support Line		100 West 6th St	Media	PA	19063	Family Support/Counseling
Senior Victim Services		20 S Olive St	Media	PA	19063	Senior Services
Delaware County Family Center		1515 Lansdowne Ave	Darby	PA	19063	Family Center
Amnion Crisis Center		944 Haverford Ave	Bryn Mawr	PA	19010	Pregnancy Center
Amnion Crisis Center		2251 Garrett Road	Upper Darby	PA	19082	Pregnancy Center
Delaware County Pregnancy center		2508 Long Lane	Chester	PA	19013	Pregnancy Center
Maternity Care Coalition		224 Long Lane	Upper Darby	PA	19082	Women's Health
The Postpartum Stress Center		1062 Lancaster Ave	Rosemont	PA	19010	Women's Health
Lansdowne YMCA		2110 Garrett Road	Lansdowne	PA	19050	YMCA
Ridley Area YMCA		900 South Avenue	Secane	PA	19018	YMCA
YWCA Chester		4 E 7th St	Chester	PA	19013	YWCA

DELAWARE COUNTY RESOURCES

DELAWARE COUNTY FOOD DISTRIBUTION (*includes: Chain Supermarkets, Food Pantries, Distribution Centers, Farmers Markets)

Name	Address					Type
Amish Farmers Market of Chester	1200 Highland Ave	Chester	PA	19013		Farmer Market/Produce Stand
Amish Farmers Market of Chester	900 West 2nd St	Chester	PA	19013		Farmer Market/Produce Stand
Aston Farmers Market	Concord Rd	Aston	PA	19014		Farmer Market/Produce Stand
Booths Corner Farmers Market	1362 Noamons Creek Rd	Garnet Valley	PA	19060		Farmer Market/Produce Stand
Chester Farmers Market	9th & Kerlin Streets	Chester	PA	19013		Farmer Market/Produce Stand
Good Harvest Farm	389 West Lancaster Avenue	Wayne	PA	19087		Farmer Market/Produce Stand
Indian Orchards	24 Copes Lane	Media	PA	19063		Farmer Market/Produce Stand
Lansdowne Farmers Market	32 North Lansdowne Avenue	Landowne	PA	19050		Farmer Market/Produce Stand
Linvilla Orchards	137 West Knowlton Road	Media	PA	19063		Farmer Market/Produce Stand
Media Farmers Mkt	State St & Gay St	Media	PA	19063		Farmer Market/Produce Stand
Oakmont Farmers Market	2419 West Darby Road	Havertown	PA	19083		Farmer Market/Produce Stand
Ridley Park FM	105 E Ward St	Ridley Park	PA	19078		Farmer Market/Produce Stand
Rittenhouse Farms	389 Lancaster Avenue	Strafford	PA	19087		Farmer Market/Produce Stand
Swarthmore Farmers' Market	Municipal Building Parking Lot	Swarthmore	PA	19081		Farmer Market/Produce Stand
Wolffs Apple House	81 South Pennell Road	Media	PA	19063		Farmer Market/Produce Stand
Asbury AME Church	1712 providence Ave	Chester	PA	19013		Food Pantry
Bernardine Center	2625 West 9th St	Chester	PA	19013		Food Pantry
Blessed Virgin Mary Church	1101 Main St	Darby	PA	19023		Food Pantry
Catholic Social Services	240 North Bishop Ave	Springfield	PA	19064		Food Pantry
Catholic Social Services	130 East 7th St	Chester	PA	19013		Food Pantry
Chester East Side Ministries	9th and Potter Streets	Chester	PA	19103		Food Pantry

DELAWARE COUNTY RESOURCES

Christ Lutheran Church	7240 Walnut St	Upper Darby	PA	19082	Food Pantry
Christ Tabernacle Church	14 south Morton Ave	Morton	PA	19070	Food Pantry
Church of Nazarene	212 MacDade Blvd	Collingdale	PA	19023	Food Pantry
CityTeam Ministries	634 Sproul St	Chester	PA	19013	Food Pantry
Davis's Boarding Home	1024 West 2nd St	Chester	PA	19013	Food Pantry
Delaware County Mobile	224 Long lane	Upper Darby	PA	19082	Food Pantry
Penn State Nutrition Links	20 Paper Mill Rd	Springfield	PA	19064	Food Pantry
First United Methodist Church	350 West State St	Media	PA	19063	Food Pantry
God's House of Glory	900 East 9th St	Chester	PA	19013	Food Pantry
God's house of Prayer and Repair	51 East 9th st	Chester	PA	19013	Food Pantry
Community Outreach Project	Life Center of Eastern Delaware Valley	Upper Darby	PA	19082	Food Pantry
Loaves and Fishes Food Pantry	Prospect Hill Baptist Church	Prospect Park	PA	19076	Food Pantry
Mt Zion CME Church	Felton & Orange Ave	Darby Township	PA	19036	Food Pantry
Neighbor to Neighbor CDC	814 Clifton Ave	Sharon Hill	PA	19079	Food Pantry
New Jerusalem Food Center	3rd and Jeffrey Streets	Chester	PA	19013	Food Pantry
New Life Baptist Church	217 Chestnut St	Darby	PA	19023	Food Pantry
St Daniel's United Methodist Church	315 Edward St	Chester	PA	19013	Food Pantry
St Katharine Drexel	1408 West 2nd St	Chester	PA	19013	Food Pantry
St Mark's United Methodist Church	2220 South Sproul Road	Broomall	PA	19008	Food Pantry
St Mary's Episcopal Church	7th and Edwards St	Chester	PA	19013	Food Pantry
St Paul's CME Church	1007 West 3rd St	Chester	PA	19013	Food Pantry
Thomas Memorial Presbyterian Church	1414 West 3rd St	Chester	PA	19013	Food Pantry
True Vine Missionary Full Gospel Baptist	700 Morton Ave	Chester	PA	19013	Food Pantry

DELAWARE COUNTY RESOURCES

Church					
Upland Baptist Church	325 Main St	Upland	PA	19015	Food Pantry
Upper Darby Food Center	Calvary Presbyterian Church	Upper Darby	PA	19082	Food Pantry
West Peniel Recovery Center	215 West Parket St	Chester	PA	19023	Food Pantry
Acme	311 E Lancaster Ave	Wayne	PA	19807	Grocery Store
Acme	567 Sproul Rd	Broomall	PA	19008	Grocery Store
Acme	1991 Sprould Rd	Broomall	PA	19008	Grocery Store
Acme	600 W Lancaster ave	Bryn Mawr	PA	19010	Grocery Store
Acme	5300 W Baltimore Ave	Clifton Heights	PA	19018	Grocery Store
Acme	124 Morton Ave.	Folsom	PA	19033	Grocery Store
Acme	527 East Baltimore Pike	Media	PA	19065	Grocery Store
Acme	503 South Mac Dade Blvd	Holmes	PA	19043	Grocery Store
Acme	1067 W Baltimore Pike	Media	PA	19063	Grocery Store
Acme	3590 W Chester Pike	Newton Square	PA	19073	Grocery Store
Acme	7901 Lansdowne Ave	Upper Darby	PA	19082	Grocery Store
Acme	101 Byers Dr	Glen Mills	PA	19342	Grocery Store
Aldi	1205 Macdade Blvd	Collingdale	PA	19023	Grocery Store
Bottom Dollar Food	48 W Baltimore Ave	Lansdowne	PA	19050	Grocery Store
Foodsource	663 W lancaster ave	Bryn Mawr	PA	19010	Grocery Store
Fresh & Easy	3225 Chichester Ave	Upper Chichester	PA	19061	Grocery Store
Fresh Grocer	5000 State Rd	Drexel Hill	PA	19026	Grocery Store
Fresh Market	925 Baltimore Pike	Glen Mills	PA	19342	Grocery Store
Genuardi's	4855 W Chester Pike	Newton Square	PA	19073	Grocery Store

DELAWARE COUNTY RESOURCES

Genuardi's	Chesterbrook Village Ctr	Wayne	PA	19080	Grocery Store
Genuardi's	550 E Lancaster Ave	Wayne	PA	19087	Grocery Store
Genuardi's	20 Aldan Ave	Glen Mills	PA	19342	Grocery Store
Giant	3400 Concord Rd	Aston	PA	19014	Grocery Store
Giant	39 N Oak Ave	Clifton Heights	PA	19018	Grocery Store
Giant	300 E Baltimore Ave	Lansdowne	PA	19050	Grocery Store
Giant	721 W Sproul Rd	Springfield	PA	19064	Grocery Store
Keystone Foods	600 Kaiser Dr.	Folcroft	PA	19032	Grocery Store
Krausz's	260 W Baltimore Pike	Media	PA	19063	Grocery Store
Pathmark	30 Lawrence Rd	Broomall	PA	19008	Grocery Store
Pathmark	5005 Edgmont Ave	Brookhaven	PA	19015	Grocery Store
Pathmark	140 N Macdade Blvd	Glenolden	PA	19036	Grocery Store
Pathmark	420 Macdade Blvd	Folsom	PA	19033	Grocery Store
Pathmark	643 Conchester Hwy	Marcus Hook	PA	19061	Grocery Store
Pathmark	421 S 69th St	Upper Darby	PA	19082	Grocery Store
Price Rite	925 Providence Rd	Secane	PA	19018	Grocery Store
Save-A-Lot	3520 Edgmont Ave	Brookhaven	PA	19015	Grocery Store
Save-A-Lot	150 S Macdade Blvd	Darby	PA	19023	Grocery Store
Save-A-Lot	6786 Market St	Upper Darby	PA	19802	Grocery Store
Save-A-Lot Store #245	1850 Delmar Dr.	Folcroft	PA	19032	Grocery Store
Save-A-Lot Store #24854	1500 Garrett Road	Upper Darby	PA	19082	Grocery Store
Save-A-Lot Store #280	63 N Union Ave	Lansdowne	PA	19050	Grocery Store
ShopRite	1568 Chester Pike	Crum Lynne	PA	19022	Grocery Store

DELAWARE COUNTY RESOURCES

Stop & Shop	807 E Lancaster Ave	Villanova	PA	19085	Grocery Store
SuperFresh	1305 West Chester Pike	Havertown	PA	19083	Grocery Store
Swarthmore Co-Op Food Market	341 Dartmouth Ave	Swarthmore	PA	19081	Grocery Store
Trader Joe's	12 E State St	Media	PA	19063	Grocery Store
Trader Joe's	171 E Swedesford Rd	Wayne	PA	19807	Grocery Store
Whole Foods	821 Lancaster Ave	Wayne	PA	19087	Grocery Store
Whole Foods	475 Wilmington Pike	Glen Mills	PA	19342	Grocery Store

DELAWARE COUNTY PHARMACIES

Name	Address				
Sav-On Pharmacy	567 Sproul Rd	Broomall	PA	19008	
CVS	2507 Chester Pike	Broomall	PA	19008	
Rite Aid	2901 Springfield Rd	Broomall	PA	19008	
CVS	1901 Sproul Rd	Broomall	PA	19008	
CVS	1218 E Lancaster Ave	Bryn Mawr	PA	19010	
Rosemont Pharmacy	1149 E Lancaster Ave	Bryn Mawr	PA	19010	
Parvin's Pharmacy	30 N Bryn Mawr Ave	Bryn Mawr	PA	19010	
Rite Aid	705 W Lancaster Ave	Bryn Mawr	PA	19010	
Avenue Pharmacy	1111 Avenue of the States	Chester	PA	19013	
Rite Aid	1600 Edgmont Ave	Chester	PA	19013	
Rite Aid	2722 W 9th St	Chester	PA	19103	
Neighbor Care Pharmacy	1 Medical Center Blvd	Chester	PA	19013	
CVS	5020 Pennell Rd	Ashton	PA	19014	

DELAWARE COUNTY RESOURCES

Walgreens	3620 Concord Rd	Ashton	PA	19014
Rite Aid	440 Pennell Rd	Ashton	PA	19014
Burman's Pharmacy	3400 Edgmont Ave	Brookhaven	PA	19105
CVS	3298 Edgmont Ave	Brookhaven	PA	19015
Medicine Shoppe	8 W Brookhaven Rd	Brookhaven	PA	19015
Walgreens	498 Edgmont Ave	Brookhaven	PA	19015
Woodlyn Pharmacy	1301 Jefferson Ave	Woodlyn	PA	19094
CVS	1306 Macdade Blvd	Woodlyn	PA	19094
Walgreens	52 Chester Pike	Darby	PA	19023
Public Drug	913 Main St	Darby	PA	19023
Sav-On Pharmacy	503 Macdade Blvd	Darby	PA	19023
Rite Aid	4316 Woodland Ave	Drexel Hill	PA	19026
CVS	5004 State Rd	Drexel Hill	PA	19026
CVS	802 N Lansdowne Ave	Drexel Hill	PA	19026
Rite Aid	832 N Lansdowne Ave	Drexel Hill	PA	19026
Rite Aid	1838 Delmar Dr	Folcroft	PA	19032
Sav-On Pharmacy	124 morton Ave	Folsom	PA	19033
Rite Aid	199 Kedron Ave	Folsom	PA	19033
CVS	1937 Macdade Blvd	Folsom	PA	19033
Walgreens	150 N Macdade Blvd	Glenolden	PA	19036
CVS	159 N Macdade Blvd	Glenolden	PA	19036
CVS	326 N Chester Pike	Glenolden	PA	19036
CVS	3 South Pennell Road	Lima	PA	19037

DELAWARE COUNTY RESOURCES

CVS	119 E Baltimore Ave	Lansdowne	PA	19050
Rite Aid	62 E Baltimore Ave	Lansdowne	PA	19050
Rite Aid	950 E Baltimore Ave	Lansdowne	PA	19050
CVS	125 Chester Ave	Lansdowne	PA	19050
Rite Aid	3120 Chichester Ave	Upper Chichester	PA	19061
Rite Aid	3296 Chichester Ave	Upper Chichester	PA	19061
CVS	3601 Chichester Ave	Upper Chichester	PA	19061
Walgreens	2608 Naamans Creek Rd	Upper Chichester	PA	19061
Boothwyn Pharmacy	2341 Chichester Ave	Upper Chichester	PA	19061
Elwyn Pharmacy	194 S New Middletown Rd	Media	PA	19063
CVS	295-299 East Baltimore Pike	Media	PA	19063
CVS	1067 W Baltimore Pike	Media	PA	19063
Murray Overhill Pharmacy	32 W State St	Media	PA	19063
Sav-On Pharmacy	1067 W Baltimore Pike	Media	PA	19063
Rite Aid	510 E Baltimore Pike	Media	PA	19063
Sav-On Pharmacy	527 E Baltimore Pike	Media	PA	19063
Rite Aid	5110 Pennell Rd	Media	PA	19063
Rite Aid	170 Saxer Ave	Springfield	PA	19064
CVS	795 Baltimore Pike	Springfield	PA	19064
CVS	334 Baltimore Pike	Springfield	PA	19064
CVS	295 Baltimore Pike	Springfield	PA	19064
Walgreens	2 Baltimore Pike	Springfield	PA	19064
Rios Pharmacy	35 S Morton Ave	Morton	PA	19070

DELAWARE COUNTY RESOURCES

CVS	3930 W Chester Pike	Newton Square	PA	19073
Rite Aid	3568 W Chester Pike	Newton Square	PA	19073
Mackey's Pharmacy	3537 W Chester Pike	Newton Square	PA	19073
CVS	2507 W Chester Pike	Newton Square	PA	19073
Upper Darby Pharmacy	119 Long Lane	Upper Darby	PA	19082
Rite Aid	1500 Garrett Road	Upper Darby	PA	19082
Rite Aid	123 S 69th St	Upper Darby	PA	19082
CVS	1109 W Chester Pike	Havertown	PA	19083
Rite Aid	1305 W Chester Pike	Havertown	PA	19083
CVS	41 W Eagle Rd	Havertown	PA	19083
Katz Pharmacy	2 E Eagle Rd	Havertown	PA	19083
CVS	802 Lawson Ave	Havertown	PA	19083
Sav-On Pharmacy	700 W Lancaster Ave	Wayne	PA	19087
Rite Aid	644 W Lancaster Ave	Wayne	PA	19807
Rite Aid	127 W Lancaster Ave	Wayne	PA	19807
Rite Aid	315 E Lancaster Ave	Wayne	PA	19807
CVS	316 E Lancaster Ave	Wayne	PA	19807
Rite Aid	500 Chesterbrook Blvd	Chesterbrook	PA	19087
Happy Harry's	31 Baltimore Pike	Chadds Ford	PA	19317
CVS	863 Baltimore Pike	Chadds Ford	PA	19317
Walgreens	190 Wilmington W Chester Pike	Chadds Ford	PA	19317
Concord Pharmacy	485 Baltimore Pike	Glen Mills	PA	19342
Walgreens	51 Baltimore Pike	Glen Mills	PA	19342

DELAWARE COUNTY RESOURCES

Exckerd Pharmacy	54 Conchester Rd	Glen Mills	PA	19342
CVS	863 Baltimore Pike	Glen Mills	PA	19342
Sav-On Pharmacy	101 Byers Dr.	Glen Mills	PA	19342
Neighbor Care Pharmacy	100 Maris Grove Way	Glen Mills	PA	19342

MONTGOMERY COUNTY HOSPITALS

Name	Address			
Abington Memorial Hospital	1200 Old York Road	Abington	PA	19001
Lansdale Hospital	100 Medical Campus Dr.	Lansdale	PA	19446
Eagleville Hospital	100 Eagleville Road	Eagleville	PA	19403
Holy Redeemer Hospital and Medical Center	1648 HUNTINGDON PIKE	Meadowbrook	PA	19046
Lankenau Hospital	100 LANCASTER AVE	Wynnewood	PA	19096
Mercy Suburban Hospital	2701 DEKALB PIKE	Norristown	PA	19401
Pottstown Memorial Medical Center	1600 EAST HIGH STREET & ARMAND HAMMER BLVD	Pottstown	PA	19464
Valley Forge Medical Center And Hospital	1033 W GERMANTOWN PIKE	Norristown	PA	19401
Einstein Medical Center Montgomery	559 West Germantown Pike	East Norriton	PA	19403
Bryn Mawr Hospital	130 South Bryn Mawr Avenue	Bryn Mawr	PA	19010
Moss Rehabilitation Hospital		Elkins Park	PA	
Chestnut Hill Rehabilitation Hospital		Glenside	PA	

MONTGOMERY COUNTY RESOURCES

MONTGOMERY COUNTY HEALTH AND BEHAVIORAL HEALTH CENTERS

(*includes: mental health centers, acute care, rehabilitation centers, behavioral health centers, urgent care centers, etc.)

Name	Address				Type
Community Health and Dental Care	11 Robinson St.	Pottstown	PA	19646	Community Health Clinic
Willow Grove Public Health Center	102 York Road	Willow Grove	PA	19090	Community Health Clinic
Norristown Public Health Center	1430 DeKalb Street	Norristown	PA	19401	Community Health Clinic
Pottstown Public Health Center	364 King Street	Pottstown	PA	19464	Community Health Clinic
North Hills Health Center	212 Girard Ave	Glenside	PA	19038	Community Health Clinic
VNA Community Services	1421 Highland Ave	Abington	PA	19001	Visiting nurse
VNA Community Services	1109 DeKalb Street	Norristown	PA	19401	Visiting nurse
Nurse Family Partnership	1430 DeKalb Street	Norristown	PA	19401	Community Health Clinic
Norristown Regional Health Center	133 West Main Street	Norristown	PA	19401	Community Health Clinic
Valley Forge Urgent Care	2521 West Main Street	Norristown	PA	19403	Urgent Care Center
Planned Parenthood Norristown Health Center	1221 Powell Street	Norristown	PA	19401	Community Health Clinic
Planned Parenthood Pottstown Health Center	644 High Street	Pottstown	PA	19636	Community Health Clinic
Planned Parenthood Collegeville Health Center	78 Second Avenue	Collegeville	PA	19426	Community Health Clinic
Montgomery County Mental Health	1430 DeKalb Street	Norristown	PA	19401	Mental Health Services
Central Montgomery MH/MR Center	1201 DeKalb Street	Norristown	PA	19401	Substance Abuse Services
Children's Aid Society: Women's Services	1314 DeKalb Street	Norristown	PA	19401	Substance Abuse Services
Resources for Human Development Family House	901 DeKalb Street	Norristown	PA	19401	Substance Abuse Services
Gaudenzia Central Montgomery County	55 E. Marshall Street	Norristown	PA	19401	Substance Abuse Services
Montgomery County Methadone Center	316 DeKalb Street	Norristown	PA	19401	Substance Abuse Services
Mental Health Association	700 E. Main Street	Norristown	PA	19401	Mental Health and Substance Abuse Services

MONTGOMERY COUNTY RESOURCES

Mental Health Association	538 DeKalb Street	Norristown	PA	19401	Mental Health Services
Montgomery County Emergency Services	50 Beech Drive	Norristown	PA	19401	Mental Health Services
Valley Forge Medical Center Outpatient	1033 W. Germantown Pike	Norristown	PA	19401	Mental Health Services
Eagleville Hospital Outpatient	3125 Ridge Pike	Eagleville	PA	19408	Mental Health Services
Northwestern Human Services	400 N. Broad Street	Lansdale	PA	19446	Substance Abuse Services
Community Service Foundation	801 W. Second Street	Lansdale	PA	19446	Substance Abuse Services
Salisbury Behavioral Health	614 N. Easton Rd	Glenside	PA	19038	Substance Abuse Services
Carson Valley Children's Aid Society	2506 N Broad Street	Colmar	PA	18915	Substance Abuse Services
Creekwood Center at Abington Memorial Hospital	3941 Commerce Ave.	Willow Grove	PA	19090	Substance Abuse Services
Pa. Institute for Community Living: Grove House	230 Fitzwatertown Rd	Willow Grove	PA	19401	Substance Abuse Services
Project Transition	One Highland Drive	Chalfont	PA	18914	Mental Health Services
Spring-Ford Drug and Alcohol Counseling Services	201 N. Fourth Avenue	Royersford	PA	19468	Substance Abuse Services
Discovery House	329 West County Line Rd.	Hatboro	PA	19040	Substance Abuse Services
Youth and Family Services of Upper Perkiomen	1494 Gravel Pike	Green Lane	PA	18054	Substance Abuse Services
Creative Health Services	11 Robinson Street	Pottstown	PA	19464	Mental Health and Substance Abuse Services
Advanced Urgent Care Center	126 Easton Road	Willow Grove	PA	18936	Urgent Care Center
Advanced Urgent Care Center	721 Bethlehem Pike	Montgomeryville	PA	18936	Urgent Care Center
Valley Forge Urgent Care & Family Medical Center	2521 West Main Street	Norristown	PA	19403	Urgent Care Center
CVS Minute Clinic	312 S. Henderson Rd	Jenkintown	PA	19046	Urgent Care Center
CVS Minute Clinic	55 Park Avenue	Collegeville	PA	19426	Urgent Care Center
CVS Minute Clinic	616 Old York Road	Jenkintown	PA	19046	Urgent Care Center
CVS Minute Clinic	840 Valley Forge Road	Lansdale	PA	19446	Urgent Care Center
Premier Immediate Medical Care	450 Cresson Blvd.	Oaks	PA	19456	Urgent Care Center

MONTGOMERY COUNTY RESOURCES

Take Care Clinic at Walgreens	699 W. Germantown Pike	Norristown	PA	19403	Urgent Care Center
Take Care Clinic at Walgreens	119 E. DeKalb Pike	King of Prussia	PA	19406	Urgent Care Center
Take Care Clinic at Walgreens	710 N Wales Road	North Wales	PA	19454	Urgent Care Center
Livengrin	550 Pinetown Road	Ft. Washington	PA	19034	Substance Abuse Services
Trinity Behavioral Health Services	1170 E. Main Street	Lansdale	PA	19446	Substance Abuse Services
Resources for Human Development Womanspace	120 Ardmore Avenue	Ardmore	PA	19003	Substance Abuse Services
Aldersgate Youth Service Bureau	42 N. York Road	Willow Grove	PA	19090	Substance Abuse Services

MONTGOMERY COUNTY RESOURCES

MONTGOMERY COUNTY SOCIAL SERVICES (*includes: senior centers, family resource centers, homeless shelters, community/rec centers, YMCAs/YWCAs, etc.)

Name	Address				Type
Abington YMCA	1073 Old York Road	Abington	PA	19001	YMCA
Ambler YMCA	1325 McKean Road	Ambler	PA	19002	YMCA
Hatboro YMCA	440 S. York Rd	Hatboro	PA	19040	YMCA
Main Line YMCA	100 St. George's Rd	Ardmore	PA	19003	YMCA
Pottstown YWCA	315 King St	Pottstown	PA	19464	YWCA
MONTCO SAAC	45 Forest Ave	Ambler	PA	19002	Senior Adult Activities Center
Positive Aging in Lower Merion (PALM)	117 Ardmore Ave	Ardmore	PA	19003	Senior Center
Upper Perkiomen Senior Center	517 Jefferson St	East Greenville	PA	18041	Senior Center
Encore Experiences at Harleysville	312 Alumni Ave	Harleysville	PA	19438	Senior Center
Salem Adult Citizens	610 Summit Ave	Jenkintown	PA	19046	Senior Center
The Peak Center (formerly North Penn Senior Center)	315 West Main St	Lansdale	PA	19446	Senior Center
MONTCO SAAC	536 George St	Norristown	PA	19401	Senior Adult Activities Center
Pottstown Area Seniors' Center	724 North Adams St	Pottstown	PA	19464	Senior Center
Generations of Indian Valley	259 North Second St	Souderton	PA	18964	Community/Senior Center
Montgomery Co. Youth Center	540/550 Port Indian Rd.	Norristown	PA	19403	Youth Center
Montgomery Co Aging and Adult Services	1430 Dekalb Center	Norristown	PA	19404	Human Services/Health Center
Montgomery Co. Catholic Social Services	353 East Johnston Highway	Norristown	PA	19401	Social Services
Salvation Army	137 King St	Pottstown	PA	19464	Social Services
Keystone Opportunity Center	104 Main St	Souderton	PA	18964	Social Services
Inter-faith Housing Alliance	31 South Spring Garden St	Ambler	PA	19002	Shelter/Food Pantry
Manna on Main St	514 W Main St	Lansdale	PA	19446	Food Pantry

MONTGOMERY COUNTY RESOURCES

Project Outreach	410 Washington St	Royersford	PA	19468	Food Pantry
Youth Center Shelter	550 Port Indian Road	Norristown	PA	19403	Homeless/Emergency Shelter
MFHS NORRISTOWN	152 WEST MAIN STREET	Norristown	PA	19401	WIC Locations
ABINGTON WIC NUTRITION CENTER	1128 OLD YORK ROAD	Abington	PA	19001	WIC Locations
LANSDALE WIC CLINIC	607 NORTH BROAD ST	Lansdale	PA	19446	WIC Locations
POTTSTOWN WIC CLINIC	262 KING ST	Pottstown	PA	19464	WIC Locations
Cradle of Hope	2238 Mount Carmel Ave	Glenside	PA	19038	Homeless/Emergency Shelter
Interfaith Hospitality Network	1449 Dekalb St	Norristown	PA	19002	Homeless/Emergency Shelter
Resources for Human Development CHOC	1001 Stanbridge and Sterigere St	Norristown	PA	19401	Homeless/Emergency Shelter
The Ministries at MAIN STREET	256 South Hanover Street	Pottstown	PA	19456	Homeless/Emergency Shelter
Morning Start Maternity Home	526 E Broad St	Souderton	PA	18964	Shelter/Maternity Resource
The Hospitality Center	530 Church St	Norristown	PA	19401	Homeless/Emergency Shelter
Mental Health Association: Halfway There	538 DeKalb Street	Norristown	PA	19401	Homeless Support
Upper Perkiomen YMCA	476 Pottstown Avenue	Pennsburg	PA	18073	
Spring Valley YMCA	19 W. Linfield-Trappe Road	Limerick	PA	19468	

MONTGOMERY COUNTY RESOURCES

MONTGOMERY COUNTY FOOD DISTRIBUTION (*includes: Chain Supermarkets, Food Pantries, Farmers Markets)

Name	Address			Type
A G Farm Market	2073 Sumneytown Pike	Woxall	PA 18979	Farmers Market/Produce Stand
Bala Cynwyd	Belmont Ave	Bala Cynwyd	PA 19004	Farmers Market/Produce Stand
Bauder Farms	1151 Collegeville Rd	Collegeville	PA 19426	Farmers Market/Produce Stand
Bryn Mawr	48 N Bryn Mawr Ave	Bryn Mawr	PA 19010	Farmers Market/Produce Stand
Collegeville Farmers Market	460 East Main Street	Collegeville	PA 19426	Farmers Market/Produce Stand
Cooper Creek Farm Market	1856 Farmington Avenue	Pottstown	PA 19464	Farmers Market/Produce Stand
County Line Landscape Nursery	811 Harleysville Pike	Harleysville	PA 19438	Farmers Market/Produce Stand
Creekside Coop Market	High School Rd	Elkins Park	PA 19117	Farmers Market/Produce Stand
Daniel's Produce and Dairy	219 East High Street	Pottstown	PA 19464	Farmers Market/Produce Stand
Dull's Farm	1001 Limekiln Pike	Ambler	PA 19002	Farmers Market/Produce Stand
Frankenfield Farm Market	98 Allentown Road	Souderton	PA 18964	Farmers Market/Produce Stand
Freddy Hill Farms	1440 Sumneytown Pike	Lansdale	PA 19446	Farmers Market/Produce Stand
Freed's Produce	175 Morwood Rd	Harleysville	PA 19438	Farmers Market/Produce Stand
Glenside Farmers Market	Glenside Septa Station	Glenside	PA 19038	Farmers Market/Produce Stand
GREENER PARTNERS	3215 STUMP HALL RD	Collegeville	PA 19426	Farmers Market/Produce Stand
Hague's Christmas Trees	755 Forty Foot Road	Hatfield	PA 19440	Farmers Market/Produce Stand
Happy Ewe Sheep And Wool Farm	2431 Hoffmanville Road	Frederick	PA 19435	Farmers Market/Produce Stand
Hickory Run Produce	2145 Big Road	Gilbertsville	PA 19525	Farmers Market/Produce Stand
Hillside Farms Buffalo	750 Cowpath Road	Telford	PA 18969	Farmers Market/Produce Stand
Indian Valley Farmers Market	Main Street and Penn Avenue	Telford	PA 18969	Farmers Market/Produce Stand
Indianvale Farm	551 Bergey Road	Telford	PA 18969	Farmers Market/Produce Stand

MONTGOMERY COUNTY RESOURCES

Jenkintown Farmers Market	Leedom St & Greenwood Ave	Jenkintown	PA	19046	Farmers Market/Produce Stand
Jenkintown Wholefoods FM	On The Fairway	Jenkintown	PA	19046	Farmers Market/Produce Stand
Jett's Produce	87 Ridge Rd	Telford	PA	18969	Farmers Market/Produce Stand
KING PRODUCE & DAIRY	219 EAST HIGH ST	Pottstown	PA	19464	Farmers Market/Produce Stand
Kohler Farms	1262 Limekiln Pike	Ambler	PA	19002	Farmers Market/Produce Stand
Lansdale Farmers Market	Railroad Ave at Main St	Lansdale	PA	19446	Farmers Market/Produce Stand
Longview Center for Agriculture	3215 STUMP HALL RD	Collegeville	PA	19426	Farmers Market/Produce Stand
Maple Acres Farm LLC	2656 Narcissa Road	Plymouth Meeting	PA	19462	Farmers Market/Produce Stand
Merrymead Farm Market	2222 Valley Forge Road	Lansdale	PA	19446	Farmers Market/Produce Stand
Morgan Log House FM	850 Weikel Rd	Lansdale	PA	19446	Farmers Market/Produce Stand
Norristown Farmers Market	Main & Swede Streets	Norristown	PA	19401	Farmers Market/Produce Stand
North Hills FM	110 Pennsylvania Ave	Oreland	PA	19075	Farmers Market/Produce Stand
North Wales Wholefoods	Route 309 & Route 63	North Wales	PA	19436	Farmers Market/Produce Stand
O & F Farms Inc	1040 Skippack Pike	Blue Bell	PA	19422	Farmers Market/Produce Stand
O And F Farms	2815 Skippack Pike	Lansdale	PA	19446	Farmers Market/Produce Stand
Perkiomen Valley Orchard	2478 Perkiomenville Road	Harleysville	PA	19438	Farmers Market/Produce Stand
Ray's Greenhouse	458 Morwood Road	Telford	PA	18969	Farmers Market/Produce Stand
Ringling Hill Orchards	1453 Bliem Road	Pottstown	PA	19464	Farmers Market/Produce Stand
Skippack Creek Farm	64 Skippack Creek Road	Souderton	PA	18964	Farmers Market/Produce Stand
Skippack FM	Rt 113 & Rt 73	Skippack	PA	19474	Farmers Market/Produce Stand
Stauffer Fruit Stand	3762 Layfield Road	Pennsburg	PA	18073	Farmers Market/Produce Stand
Sulomans Milk Store	2782 Leidy Road	Gilbertsville	PA	19525	Farmers Market/Produce Stand
Sunrise Sunflower Farm	886 Morwood Road	Harleysville	PA	19438	Farmers Market/Produce Stand

MONTGOMERY COUNTY RESOURCES

Upper Merion Farmers Market	175 West Valley Forge Road	King of Prussia	PA	19406	Farmers Market/Produce Stand
Varner Farms	746 South Trappe Road	Collegeville	PA	19426	Farmers Market/Produce Stand
Willow Creek Orchards	3215 Stump Hall Road	Collegeville	PA	19426	Farmers Market/Produce Stand
YODERS FARM MARKET	761A COWPATH RD	Telford	PA	18969	Farmers Market/Produce Stand
Zern's Farmers Market FS	1100 East Philadelphia Avenue	Gilbertsville	PA	19525	Farmers Market/Produce Stand
Calvary Baptist Soup Kitchen	811 W. Marshall Street	Norristown	PA	19401	Food Pantry
Catholic Social Services	353 E. Johnson Highway	Norristown	PA	19401	Food Pantry
Haws Avenue Food Cupboard	800 W. Marshall St	Norristown	PA	19401	Food Pantry
Iglesia De Dios Renacer	310 Manor Ave	Plymouth Meeting	PA	19462	Food Pantry
New Hope Baptist	204-206 E. Oak Street	Norristown	PA	19401	Food Pantry
Norristown Salvation Army Cupboard	533 Swede Street	Norristown	PA	19401	Food Pantry
Shiloh Full Gospel Baptist Church	610 George Street	Norristown	PA	19401	Food Pantry
Meals of Hope Ministry Soup Kitchen	1329 Willow Street	Norristown	PA	19401	Food Pantry
St. John's Episcopal Church Soup Kitchen	23 E. Airy Street	Norristown	PA	19401	Food Pantry
Narberth Community Food Bank	206 Price Ave	Narbeth	PA	19072	Food Pantry
Positive Aging in Lower Merion (PALM)	117 Ardmore Avenue	Ardmore	PA	19003	Food Pantry
Beth Sholom Congregation	8231 Old York Road	Elkins Park	PA	19027	Food Pantry
Calvary Assembly of God	7910 Washington Lane	Wyncote	PA	19095	Food Pantry
Mattie N. Dixon Community Cupboard	150 N. Main Street	Ambler	PA	19002	Food Pantry
Jenkintown United Methodist	328 Summit Avenue	Jenkintown	PA	19046	Food Pantry
North Hills Food Cpbd.	212 Girard Ave.	North Hills	PA	19038	Food Pantry
Willow Grove SDA Church	1556 Fairview Avenue	Willow Grove	PA	19090	Food Pantry
Bethel A.M.E. Church	401 Beech Street	Pottstown	PA	19464	Food Pantry

MONTGOMERY COUNTY RESOURCES

Bright Hope	468 W. King St	Stowe	PA	19464	Food Pantry
Cluster Outreach Center	137 Walnut Street	Pottstown	PA	19464	Food Pantry
Jerusalem Lutheran Church	311 Second Street	Schwenksville	PA	19473	Food Pantry
The Open Door	350 Main Street	Royersford	PA	19468	Food Pantry
Pottstown Salvation Army Cupboard	137 King Street	Pottstown	PA	19464	Food Pantry
Church of the Brethren	1333 Cowpath Road	Hatfield	PA	19440	Food Pantry
Community Housing Services	311 North Broad Street	Lansdale	PA	19446	Food Pantry
Keystone Opportunity Center	104 Main Street	Souderton	PA	18964	Food Pantry
The Lamb Foundation	499 E. Walnut St.	North Wales	PA	19454	Food Pantry
Open Line Inc.	452 Penn Street	Pennsburg	PA	18023	Food Pantry
Bottom Dollar	782 Bethlehem Pike	Montgomeryville	PA	18936	Grocery Store
Genuardi's	2350 Susquehanna Rd	Abington	PA	19001	Grocery Store
Pathmark	1000 Easton Rd	Abington	PA	19001	Grocery Store
Trader Joe's	979 Old York Rd	Abington	PA	19001	Grocery Store
Acme	272 E Butler Ave	Ambler	PA	19002	Grocery Store
Genuardi's	1925 Norristown Rd	Ambler	PA	19002	Grocery Store
Acme	121 E City Ave	Bala Cynwyd	PA	19004	Grocery Store
Save-A-Lot Store #249	101 West Cheltenham Ave	Cheltenham	PA	19012	Grocery Store
ShopRite of East Norriton	55 East Germantown Pike	East Norriton	PA	19401	Grocery Store
ShopRite of Hatfield	170 Forty Foot Road	Hatfield	PA	19440	Grocery Store
Whole Foods	339 East Lancaster Ave	Wynnewood	PA	19096	Grocery Store
Whole Foods Market Plymouth Meeting	500 W. Germantown Pike	Plymouth Meeting	PA	19462	Grocery Store
Whole Foods	1210 Bethlehem Pike	North Wales	PA	19545	Grocery Store

MONTGOMERY COUNTY RESOURCES

Whole Foods	1575 The Fairway	Jenkintown	PA	19046	Grocery Store
Acme	323 Old York Road	Jenkintown	PA	19046	Grocery Store
Acme	200 Blair Mill Road	Horsham	PA	19044	Grocery Store
Acme	320 West Dekalb Pike	King of Prussia	PA	19406	Grocery Store
Acme	2761 W Ridge Pike	Norristown	PA	19403	Grocery Store
Acme	1640 Bethlehem Pike	Flourtown	PA	19031	Grocery Store
Acme	1150 Welsh Road	Lansdale	PA	19446	Grocery Store
Acme	1825 Limekiln Pike	Dresher	PA	19025	Grocery Store
Genuardi's	2850 Audubon Village Dr.	Audubon	PA	19403	Grocery Store
ALDI	2714 Dekalb Pike	East Norriton	PA	19401	Grocery Store
ALDI	550 South Trooper Road	Norristown	PA	19043	Grocery Store
ALDI	400 Doylestown Road	Lansdale	PA	19446	Grocery Store
ALDI	925 Easton Road	Abington	PA	19001	Grocery Store
ALDI	297 Armand Hammer Blvd.	Pottstown	PA	19464	Grocery Store
ALDI	1023 West County Line Road	Hatboro	PA	19040	Grocery Store
Wawa	1500 E High St	Pottstown	PA	19464	Grocery Store
Redner's Warehouse	1300 N Charlotte St	Pottstown	PA	19464	Grocery Store
Giant	86 Glocker Way	Pottstown	PA	19465	Grocery Store
Giant	2450 Chemical Road	Plymouth Meeting	PA	19462	Grocery Store
Giant	50 E Wynnewood Road	Wynnewood	PA	19096	Grocery Store
Giant	180 Upland Square Dr	Pottstown	PA	19464	Grocery Store
SuperFresh	250 E Lancaster Ave	Wynnewood	PA	19096	Grocery Store
Landis Supermarket Inc.	2685 County Line Road	Telford	PA	18969	Grocery Store

MONTGOMERY COUNTY RESOURCES

Save-A-Lot Store	1721 Markley St	Norristown	PA	19401	Grocery Store
Save-A-Lot Store	80 Robinson St	Pottstown	PA	19464	Grocery Store
Wegmans	1 Village Drive	King of Prussia	PA	19406	Grocery Store
Wegmans	500 Montgomery Mall	North Wales	PA	19454	Grocery Store
Acme	601 Lancaster Ave	Bryn Mawr	PA	19010	Grocery Store
Acme	2880 Bergey Rd #H	Hatfield	PA	19440	Grocery Store
Acme	450 Sentry Pkwy	Blue Bell	PA	19422	Grocery Store
Acme	2775 W Main St	Norristown	PA	19403	Grocery Store
Trader Joe's	112 Coulter Ave	Ardmore	PA	19003	Grocery Store
Trader Joe's	1460 Bethlehem Pike	North Wales	PA	19454	Grocery Store
Genuardi's	25 W Germantown Pike	Norristown	PA	19401	Grocery Store
Genuardi's	1758 Allentown Rd	Lansdale	PA	19446	Grocery Store
Genuardi's	525 N Sumneytown Pike	North Wales	PA	19454	Grocery Store
Genuardi's	70 Buckwalter Rd	Royersford	PA	19468	Grocery Store

MONTGOMERY COUNTY RESOURCES

MONTGOMERY COUNTY PHARMACIES

Name	Address				
CVS	290 Pottstown Ave	Pennsburg	PA	18073	
Rite Aid	350 Main St	Pennsburg	PA	18073	
Professional Pharmacy of Pennsburg/Red Hill	931 Main St	Pennsburg	PA	18073	
Rite Aid	41 W Broad St	Souderton	PA	18964	
A-1 Pharmacy	41 W Broad St	Souderton	PA	18964	
CVS	700 Route 113	Souderton	PA	18964	
Rite Aid	741 Route 113	Souderton	PA	18964	
Rite Aid	780 Route 113	Souderton	PA	18964	
CVS	409 Harleysville Pike	Souderton	PA	18964	
Rite Aid	1321 Easton Road	Abington	PA	19001	
Delaware Valley Prescription	1560 Old York Road	Abington	PA	19001	
Abington Pharmacy	1460 Old York Road	Abington	PA	19001	
Rite Aid	1441 Old York Road	Abington	PA	19001	
Alliance Pharmacy Co	1245 Highland Ave	Abington	PA	1900	
Rite Aid	Roslyn Shopping Center	Abington	PA	19001	
CVS	272 E Butler Ave	Ambler	PA	19002	
Ambler Pharmacy	129 E Butler Ave	Ambler	PA	19002	
Genuardi's Pharmacy	1925 Norristown Road	Ambler	PA	19002	
CVS	890 E Welsh Road	Ambler	PA	19002	
Eric's Rx Shoppe	649 E Welsh Road	Ambler	PA	19002	
Rite Aid	1201 N Bethlehem Pike	Ambler	PA	19002	

MONTGOMERY COUNTY RESOURCES

Broad Axe Pharmacy Inc	881 W Butler Pike	Ambler	PA	19002
Rite Aid	881 W Butler Pike	Ambler	PA	19002
Med Arbor Pharmacy	150 Monument Rd	Bala Cynwyd	PA	19004
Rite Aid	31 E City Ave	Bala Cynwyd	PA	19004
Sav-On Pharmacy	121 E City Ave	Bala Cynwyd	PA	19004
CVS	101 W City Ave	Bala Cynwyd	PA	19004
Pennrx Pharmacy	301 E City Ave	Bala Cynwyd	PA	19004
Rite Aid	Rockledge Shopping Center	Huntingdon Valley	PA	19006
CVS	670 Welsh Rd	Huntingdon Valley	PA	19006
Huntingdon Valley Pharmacy	1051 County Line Road	Huntingdon Valley	PA	19006
Rite Aid	785 Huntingdon Pike	Huntingdon Valley	PA	19006
Medicine Shoppe	584 Cottman Ave	Cheltenham	PA	19012
CVS	45 Cheltenham Ave	Cheltenham	PA	19012
Rite Aid	1650 Limeclin Pike	Dresher	PA	19025
Elkins Park Pharmacy	7901 High School Road	Elkins Park	PA	19027
Sousan Pharmacy	8029 Old York Road	Elkins Park	PA	19027
Walgreens	1 Yorktown Plaza	Elkins Park	PA	19027
Ha Eun Pharmacy	7320 Old York Road	Elkins Park	PA	19027
Rite Aid	1401 W Cheltenham Ave	Elkins Park	PA	19027
Sav-On Pharmacy	1640 Bethlehem Pike	Flourtown	PA	19031
Walgreens	1456 Bethlehem Pike	Flourtown	PA	19031
Millennium Pharmacy Systems	110 W Wissahickon Ave	Flourtown	PA	19031
Chernoff Pharmacy	501 Edge Hill Road	Glenside	PA	19038

MONTGOMERY COUNTY RESOURCES

CVS	2622 Jenkintown Road	Glenside	PA	19038
Wesley Pharmacy	108 S Easton Rd	Glenside	PA	19038
CVS	920 Bethlehem Pike	Glenside	PA	19038
Willits Pharmacy Service	21 S York Rd	Hatboro	PA	19040
CVS	24 S York Rd	Hatboro	PA	19040
County Line Pharmacy	25 S York Rd	Hatboro	PA	19040
Bergman Pharmacy	255 E County Line Rd	Hatboro	PA	19040
Rite Aid	Rosemore Shopping Center	Hatboro	PA	19040
CVS	314 Horsham Rd	Horsham	PA	19044
Penna Retried Person Pharmacy	202 Precision Rd	Horsham	PA	19044
Ora Pharmacy	220 Gibraltar Rd	Horsham	PA	19044
Rite Aid	200 Blair Mill Rd	Horsham	PA	19044
Eric's Rx Shoppe	810 Welsh Rd	Horsham	PA	19044
CVS	616 Old York Rd	Jenkintown	PA	19046
Baederwood Pharmacy	1585 The Fairway	Jenkintown	PA	19046
Walgreens	901 Old York Rd	Jenkintown	PA	19046
Medicine Shoppe	400 Huntingdown Pike	Jenkintown	PA	19046
Babis Pharmacy	338 Montgomery Ave	Merion Station	PA	19066
Dake's Drug Store	201 City Ave	Merion Station	PA	19066
Rite Aid	933 Montgomery Ave	Penn Valley	PA	19072
Rite Aid	640 Montgomery Ave	Narberth	PA	19072
Narberth Pharmacy	220 Haverford Ave	Narberth	PA	19072
CVS	2500 W Moreland Rd	Willow Grove	PA	19090

MONTGOMERY COUNTY RESOURCES

CVS	2870 W Moreland Rd	Willow Grove	PA	19090
Cornerstone Pharmacy	41 Easton Rd	Willow Grove	PA	19090
Rite Aid	3654 Welsh Rd	Willow Grove	PA	19090
Walgreens	2727 W Cheltenham Ave	Wyncote	PA	19095
Tepper Pharmacy	333 E Lancaster Ave	Wynnewood	PA	19096
Rite Aid	284 E Lancaster Ave	Wynnewood	PA	19096
Howard's Pharmacy	1417 Manoa Rd	Wynnewood	PA	19096
Havaline Pharmacy Department	1428 Manoa Rd	Wynnewood	PA	19096
Walgreens	100 E Lancaster Ave	Wynnewood	PA	19096
P& K Pharmacy	100 E Lancaster Ave	Wynnewood	PA	19096
La Con's Pharmacy	1335 Powell St	Norristown	PA	19401
Rite Aid	762 E Johnson Hwy	Norristown	PA	19401
CVS	701 Dekalb St	Norristown	PA	19401
Rite Aid	1864 Markley St	Norristown	PA	19401
Mario's Sandyhill Pharmacy	1014 Sandy St	Norristown	PA	19401
Myers Drug Store	328 Dekalb St	Norristown	PA	19401
Rx Sport	670 W Washington St	Norristown	PA	19401
Walgreens	1100 W Main St	Norristown	PA	19401
CVS	1200 W Main St	Norristown	PA	19401
Norriton Square Pharmacy	55 W Germantown Pike	Norristown	PA	19401
Walgreens	3308 Dekalb Pike	Norristown	PA	19401
Medicine Shoppe	2113 W Main St	Norristown	PA	19403
Continuing Care Rx	2566 Industry Lane	Norristown	PA	19403

MONTGOMERY COUNTY RESOURCES

Rite Aid	2979 W Germantown Pike	Norristown	PA	19403
Walgreens	2803 W Main St	Norristown	PA	19403
Sav-On Pharmacy	2775 W Main St	Norristown	PA	19403
Rite Aid	2674 Egypt Rd	Norristown	PA	19403
Rite Aid	1400 W Main St	Norristown	PA	19403
Walgreens	699 W Germantown Pike	Norristown	PA	19403
CVS	2801 Egypt Rd	Norristown	PA	19403
Rite Aid	2826 Audubon Village Dr	Norristown	PA	19403
Neighborhood Care Pharmacy	10000 Shannondell Dr	Norristown	PA	19403
Sav-On Pharmacy	320 W Dekalb Pike	King of Prussia	PA	19406
Walgreens	119 E Dekalb Pike	King of Prussia	PA	19406
CVS	312 S Henderson Rd	King of Prussia	PA	19406
Rite Aid	160 N Gulph Rd	King of Prussia	PA	19406
Chapel Family Pharmacy	120 E Beidler Rd	King of Prussia	PA	19406
Neighborhood Care Pharmacy	600 Allendale Rd	King of Prussia	PA	19406
CVS	929 Dekalb Pike	Blue Bell	PA	19422
CVS	1799 Dekalk Pike	Blue Bell	PA	19422
Medco Health Solutions	512 Township Line Rd	Blue Bell	PA	19422
Rite Aid	222 E Main St	Collegeville	PA	19426
CVS	130 E Main St	Collegeville	PA	19426
CVS	613 Fayette St	Conshocken	PA	19428
Rite Aid	200 W Ridge Pike	Conshocken	PA	19428
Celemens Family Market	10 E Ridge Pike	Conshocken	PA	19428

MONTGOMERY COUNTY RESOURCES

King of Prussia Pharmacy	20 Union Hill Rd	Conshocken	PA	19428
Evergreen Pharmacy	1222 Welsh Rd	North Wales	PA	19454
Rite Aid	277 Dekalb Pike	North Wales	PA	19545
Genuardi's Pharmacy	107 S Main St	North Wales	PA	19545
Rite Aid	1210 Bethlehem Pike	North Wales	PA	19545
Walgreens	710 N Wales Rd	North Wales	PA	19545
Walgreens	120 W Germantown Pike	Plymouth Meeting	PA	19462
CVS	500 W Germantown Pike	Plymouth Meeting	PA	19462
Pharmaserv	1250 Germantown Pike	Plymouth Meeting	PA	19462
Medicine Shoppe	206 N Charlotte St	Pottstown	PA	19464
Professional Pharmacy	920 N Charlotte St	Pottstown	PA	19464
CVS	Schuylkill Road	North Coventry	PA	19464
Rite Aid	340 W High St	Pottstown	PA	19464
CVS	1883 E High St	Pottstown	PA	19464
QOL Meds	11 Robinson St	Pottstown	PA	19464
Rite Aid	2217 E High St	Pottstown	PA	19464
CVS	1300 North Charlotte St	Pottstown	PA	19464
CVS	351 W Schuylkill Rd	Pottstown	PA	19465
Coventry Square CVS	558 W Schuylkill Rd	Pottstown	PA	19465
Rite Aid	1140 Town Square Rd	Pottstown	PA	19465
Clemens Pharmacy	86 Glocker Way	Pottstown	PA	19465
Rite Aid	820 Main St	Royersford	PA	19468
Drug Emporium	314 N Lewis Rd	Royersford	PA	19468

MONTGOMERY COUNTY RESOURCES

CVS	342 N Lewis Rd	Royersford	PA	19468
Rite Aid	70 Buckwalter Rd	Royersford	PA	19468
Sav-On Pharmacy	31 W Ridge Pike	Royersford	PA	19468
Walgreens	30 W Ridge Pike	Royersford	PA	19468
Rite Aid	1 W Ridge Pike	Royersford	PA	19468
CVS	5 Kugler Rd	Royersford	PA	19468
CVS	130 Main St	Schwenksville	PA	19473
CVS	1206 Gravel Pike	Schwenksville	PA	19473
CVS	4290 Township Line Rd	Schwenksville	PA	19473
Skippack Pharmacy	Route 73 & 113	Skippack	PA	19474
Village Pharmacy	1121 Bethlehem Pike	Spring House	PA	19477
CVS	1206 N Gravel Pike	Ziegerlerville	PA	19492
CVS	2000 Swamp Pike	Gilbertsville	PA	19525
Rite Aid	1050 E Philadelphia Ave	Gilbertsville	PA	19525

PHILADELPHIA HOSPITALS

Name	Address			
Hahnemann University Hospital	230 N Broad St	Philadelphia	PA	19102
Magee Rehabilitation Hospital	1513 Race Street	Philadelphia	PA	19102
Children's Hospital of Philadelphia	34th and Civic Center Blvd	Philadelphia	PA	19104
Hospital of the University of Pennsylvania	3400 Spruce Street	Philadelphia	PA	19104
Penn Presbyterian Medical Center	51 North 39th Street	Philadelphia	PA	19104
Philadelphia VA Medical Center	3900 Woodland Ave	Philadelphia	PA	19104
Thomas Jefferson University Hospital	111 South 11th Street	Philadelphia	PA	19107
Pennsylvania Hospital	800 Spruce Street	Philadelphia	PA	19107
Wills Eye Institute	840 Walnut Street	Philadelphia	PA	19107
Fox Chase Cancer Center	333 Cottman Ave	Philadelphia	PA	19111
Jeanes Hospital	7600 Central Ave	Philadelphia	PA	19111
Aria Health Torresdale	10800 Knights Road	Philadelphia	PA	19114
Chestnut Hill Hospital	8835 Germantown Ave	Philadelphia	PA	19118
Girard Medical Center	8th Street and Girard Avenue	Philadelphia	PA	19122
Cancer Treatment Centers of America	1331 East Wyoming Avenue	Philadelphia	PA	19124
Friends Hospital	4641 Roosevelt Boulevard	Philadelphia	PA	19124
Aria Health Frankford	4900 Frankford Ave	Philadelphia	PA	19124
Temple University Hospital- Episcopal Campus	100 E. Lehigh Avenue	Philadelphia	PA	19125
Roxborough Memorial Hospital	5800 Ridge Ave	Philadelphia	PA	19128
Saint Joseph's Hospital	16th Street and Girard Avenue	Philadelphia	PA	19130
Saint Christopher's Hospital for Children	3601 A Street	Philadelphia	PA	19131

Temple University Hospital	3401 North Broad St	Philadelphia	PA	19131
Albert Einstein Medical Center Philadelphia	5501 Old York Road	Philadelphia	PA	19134
Mercy Hospital of Philadelphia	501 S 54th Street	Philadelphia	PA	19140
Methodist Hospital	2301 South Broad Street	Philadelphia	PA	19141
Nazareth Hospital	2601 Holme Avenue	Philadelphia	PA	19143
Belmont Behavioral Health	4200 Monument Rd	Philadelphia	PA	19131

PHILADELPHIA COMMUNITY HEALTH CLINICS***(Includes mental health centers, acute care, rehabilitation centers, behavioral health centers, urgent care centers, etc.)**

Name	Address	Town	State	Zip
Drexel Convenient Care Center	1625 Chestnut St	Philadelphia	PA	19103
Public Health Center #3	555 South 43rd St	Philadelphia	PA	19104
Public Health Center #4	4400 Haverford Ave	Philadelphia	PA	19104
Mary Howard Health Center	125 South 9th Street	Philadelphia	PA	19107
Rising Sun Health Center	500 Adams Avenue	Philadelphia	PA	19120
Public Health Center #5	1920 North 20th Street	Philadelphia	PA	19121
QCHC Meade Elementary School	18th and Oxford Streets	Philadelphia	PA	19121
QCHC Vaux Middle School	2300 W Master St	Philadelphia	PA	19121
QCHC Finley	2813 West Diamond Street	Philadelphia	PA	19121
Broad Street Health Center	1415 North Broad Street	Philadelphia	PA	19122
PHMC Health Connection	1035 West Berks Street	Philadelphia	PA	19122
FPCN Eleventh Street Family Health Services of Drexel University	800 North 11th Street	Philadelphia	PA	19123
Public Health Center #6	321 West Girard Ave	Philadelphia	PA	19123
GPHA Frankford Health Center	4500-4510 Frankford Avenue	Philadelphia	PA	19124
DVCH Parkview OB-Gyn	1331 East Wyoming Ave	Philadelphia	PA	19124
DVCH Fairmount Primary Care Center	1412 Fairmount Avenue	Philadelphia	PA	19130
Advanced Urgent Care	5058 City Ave	Philadelphia	PA	19131
QCHC Family Health Center	2501 West Lehigh Avenue	Philadelphia	PA	19132
Public Health Strawberry Mansion Health Center	2840 W. Dauphin Street	Philadelphia	PA	19132
Esperanza Health Center	2940 North 5th Street	Philadelphia	PA	19133

Esperanza Health Center	3156 Kensington Avenue	Philadelphia	PA	19134
Haddington Health Center	5619 Vine Street	Philadelphia	PA	19139
Sayre Health Center	5800 Walnut Street	Philadelphia	PA	19139
Esperanza Health Center	4417 North 6th Street	Philadelphia	PA	19140
GPHA Hunting Park Health Center	1999 West Hunting Park Avenue	Philadelphia	PA	19140
DVCH Maria de los Santos Health Center	455 West Allegheny Avenue	Philadelphia	PA	19140
QCHC Cooke Elementary School	1300 West Loudon Street	Philadelphia	PA	19141
FPCN Health Annex	6120 Woodland Avenue	Philadelphia	PA	19142
GPHA Woodland Avenue Medical Center	5000 Woodland Ave	Philadelphia	PA	19143
FPCN Abbottsford Falls Family Practice and Counseling	4700 Wissahickon Avenue	Philadelphia	PA	19144
Covenant House Health Services	251 East Brighthurst Street	Philadelphia	PA	19144
Public Health Center #9	131 East Chelton Ave	Philadelphia	PA	19144
Public Health Center #2	1720 South Broad Street	Philadelphia	PA	19145
GPHA Wilson Park Medical Center	2520 Snyder Avenue	Philadelphia	PA	19145
Public Health Center #1	500 South Broad St	Philadelphia	PA	19146
GPHA 4th Street Behavioral Health	1401 South 4th Street	Philadelphia	PA	19147
GPHA Chinatown Medical Services	930 Washington Avenue	Philadelphia	PA	19147
GPHA Southeast Health Center	800 Washington Avenue	Philadelphia	PA	19147
Public Health Center #10	2230 Cottman Avenue	Philadelphia	PA	19149
Concentra Urgent Care	2010 Levick St	Philadelphia	PA	19149
Covenant House - Mt Pleasant Health Center	8125 Stenton Ave	Philadelphia	PA	19150
Concentra Urgent Care	7000 Holstein Ave	Philadelphia	PA	19153

PHILADELPHIA SOCIAL SERVICES (*includes: senior centers, family resource centers, homeless shelters, community/rec centers, YMCAs/YWCAs, etc.)

Name	Address				Type
Women Against Abuse	PO Box 13758	Philadelphia	PA	19101	Emergency Shelter
Department of Human Services Division of Children and Youth	1515 Arch Street	Philadelphia	PA	19102	Emergency Shelter
West Philadelphia Senior Community Center	1016-26 North 41st St	Philadelphia	PA	19104	Senior Center
People's Emergency Center	325 N. 39th Street	Philadelphia	PA	19104	Emergency Shelter
People's Emergency Center	3902 Spring Garden Street	Philadelphia	PA	19104	Emergency Shelter
ARU Detox	University & Woodland Aves.	Philadelphia	PA	19104	VA Services
Veteran's Affairs Medical Center	3900 Woodland Ave.	Philadelphia	PA	19104	VA Services
University City Hospitality Coalition	3741 Walnut Street	Philadelphia	PA	19104	Homeless Services
St. John's Hospice	1221 Race Street	Philadelphia	PA	19105	Emergency Shelter
Sunday Breakfast Association	302 North 13th Street	Philadelphia	PA	19105	Emergency Shelter
VA Drop In Center	213-217 N. 4th Street	Philadelphia	PA	19106	VA Services
On Lok House	219 North 10th St	Philadelphia	PA	19107	Senior Center
Philadelphia Senior Center Coffee Cup Satellite & Asian Pacific Senior Resource Center	247 South 10th St	Philadelphia	PA	19107	Senior Center
The Salvation Army Eliza Shirley House	1320 Arch Street	Philadelphia	PA	19107	Salvation Army Community Centers
Office of Supportive Housing	141 N. Juniper Street	Philadelphia	PA	19107	Emergency Shelter
Eliza Shirley House	1320 Arch Street	Philadelphia	PA	19107	Emergency Shelter
Ridge Avenue Shelter	1360 Ridge Avenue	Philadelphia	PA	19107	Emergency Shelter
Mercy Hospice	334 South 13th Street	Philadelphia	PA	19107	Emergency Shelter
Traveler's Aid Society	121 N. Broad Street	Philadelphia	PA	19107	Emergency Shelter
Gateway Services Center	907 Hamilton Street	Philadelphia	PA	19107	Homeless Services

JCCs Klein Branch Senior Center and Russian Satellite	10100 Jamison Ave	Philadelphia	PA	19116	Senior Center
PHA Emlen Arms Satellite	6733 Emlen St	Philadelphia	PA	19119	Senior Center
Olney Senior Program	5900 North Fifth St	Philadelphia	PA	19120	Senior Center
The Salvation Army Citadel and Korean	5830 Rising Sun Ave	Philadelphia	PA	19120	Salvation Army Community Centers
Columbia North YMCA	1400 N. Broad St	Philadelphia	PA	19121	YMCA
Martin Luther King Older Adult Center	2101-35 West Cecil B. Moore Ave	Philadelphia	PA	19121	Senior Center
North Broad Street Senior Center	1438 North Broad St	Philadelphia	PA	19121	Senior Center
CSS Norris Square Senior Citizen Center	2121-37 North Howard St	Philadelphia	PA	19122	Senior Center
Spring Garden Center	1221 Spring Garden St	Philadelphia	PA	19123	Senior Center
Salvation Army HQ	701 North Broad Street	Philadelphia	PA	19123	Salvation Army Community Centers
The Salvation Army Developmental Disabilities Program	701 North Broad Street	Philadelphia	PA	19123	Salvation Army Community Centers
The Salvation Army Temple	1340 Brown Street	Philadelphia	PA	19123	Salvation Army Community Centers
The Salvation Army Emergency Disaster Services	701 N. Broad St.	Philadelphia	PA	19123	Salvation Army Community Centers
The Salvation Army Red Shield Family Residence	715 North Broad Street	Philadelphia	PA	19123	Salvation Army Community Centers
Covenant House	417 Callowhill Street	Philadelphia	PA	19123	Emergency Shelter
Peter Bressi N.E. Senior Center	4744-46 Frankford Ave	Philadelphia	PA	19124	Senior Center
CSS St. Anne's Senior Citizen Center	2607 East Cumberland St	Philadelphia	PA	19125	Senior Center
Lutheran Settlement House Senior Center	1340 Frankford Ave	Philadelphia	PA	19125	Senior Center
Brotherhood Mission	401 E. Girard Avenue	Philadelphia	PA	19125	Emergency Shelter

Roxborough YMCA	7201 Ridge Ave	Philadelphia	PA	19128	YMCA
The Center at Journey's Way	403 Rector St	Philadelphia	PA	19128	Senior Center
The Salvation Army Roxborough	6730 Ridge Avenue	Philadelphia	PA	19128	Salvation Army Community Centers
The Salvation Army Adult Rehabilitation Center	4555 Pechin Street	Philadelphia	PA	19128	Salvation Army Community Centers
The Salvation Army Ray and Joan Kroc Center	4200 Wissahickon Ave	Philadelphia	PA	19129	Salvation Army Community Centers
Outreach Coordination Center	1515 Fairmount Avenue	Philadelphia	PA	19130	Salvation Army Community Centers
Maternity Care Coalition	2000 Hamilton Street	Philadelphia	PA	19130	Salvation Army Community Centers
Youth Emergency Services	1526 Fairmount Avenue	Philadelphia	PA	19130	Emergency Shelter
Philadelphia Committee to End Homelessness	802 N. Broad Street	Philadelphia	PA	19130	Homelessness Services
The Salvation Army Ivy Residence Senior Housing	4051 Ford Road	Philadelphia	PA	19131	Salvation Army Community Centers
The Salvation Army Soups' On! Project	4050 Conshohocken State Rd.	Philadelphia	PA	19131	Salvation Army Culinary Job Training
Lehigh Senior Center	1701 West Lehigh Ave	Philadelphia	PA	19132	Senior Center
The Salvation Army Tabernacle	3150 N. Mascher St	Philadelphia	PA	19133	Salvation Army Community Centers
Juniata Park Older Adult Center	1251 East Sedgley Ave	Philadelphia	PA	19134	Senior Center
The Salvation Army Pioneer	1920 E Allegheny Ave	Philadelphia	PA	19134	Salvation Army Community Centers
West Oak Lane Senior Center	7210-18 Ogontz Ave	Philadelphia	PA	19138	Senior Center
West Philadelphia YMCA	5120 Chestnut Street	Philadelphia	PA	19139	YMCA
Haddington Multi-Services for Older Adults, Inc.	5331-41 Haverford Ave	Philadelphia	PA	19139	Senior Center

Older Adult Sunshine Center	137 South 58th St	Philadelphia	PA	19139	Senior Center
The Salvation Army - West Philadelphia	5501 Market St.	Philadelphia	PA	19139	Salvation Army Community Centers
The Salvation Army Booth Manor Residence Senior Housing	5522 Arch Street	Philadelphia	PA	19139	Salvation Army Community Centers
Mann Older Adult Center	3201 North 5th Street	Philadelphia	PA	19140	Senior Center
Philadelphia Senior Center - Tioga Branch	1531 West Tioga St	Philadelphia	PA	19140	Senior Center
Ontario St. Baptist Mission	114 W. Ontario St.	Philadelphia	PA	19140	Emergency Shelter
Nationalities Senior Program	11th & Rockland Streets	Philadelphia	PA	19141	Senior Center
Southwest Senior Center	6916 Elmwood Ave	Philadelphia	PA	19142	Senior Center
CSS Star Harbor Senior Center	4700 Springfield Ave	Philadelphia	PA	19143	Senior Center
Center in the Park	5818 Germantown Ave	Philadelphia	PA	19144	Senior Center
Wayne Hall	5200 Wayne Avenue	Philadelphia	PA	19144	Emergency Shelter
Whosoever Gospel Mission	101 E. Cheltenham Avenue	Philadelphia	PA	19144	Emergency Shelter
PHA Wilson Park Satellite	2508 Jackson St	Philadelphia	PA	19145	Senior Center
CSS St. Charles Senior Community Center	1941 Christian St	Philadelphia	PA	19146	Senior Center
PHA Cassie L. Holly Satellite	2100 Dickinson St	Philadelphia	PA	19146	Senior Center
Voyage House	1431 Lombard Street	Philadelphia	PA	19146	Emergency Shelter
Philadelphia Senior Center - Main Branch	509 South Broad St	Philadelphia	PA	19147	Senior Center
South Philadelphia Older Adult Center	1430 East Passyunk Ave	Philadelphia	PA	19147	Senior Center
Old Pine Community Center	401 Lombard Street	Philadelphia	PA	19147	Community Center
JCC's Stiffel Senior Center	604 West Porter St	Philadelphia	PA	19148	Senior Center
Marconi Senior Citizen Program/Samuel S. Fels South Philadelphia Community Center	2407 South Broad St	Philadelphia	PA	19148	Senior Center

JCCs Tabas House Satellite
Northeast Older Adult Center

2101 Strahle St
8101 Bustleton Ave

Philadelphia PA 19152 Senior Center
Philadelphia PA 19152 Senior Center

PHILADELPHIA FOOD DISTRIBUTION (*includes: Chain Supermarkets, Food Pantries, Farmers Markets)

Name	Address				Type
Suburban Station	16th St Concourse	Philadelphia	PA	19102	Farmers Market/Farm Stand
Fitler Square Market	23rd and Pine St	Philadelphia	PA	19103	Farmers Market/Farm Stand
IBC Market	1901 Market St	Philadelphia	PA	19103	Farmers Market/Farm Stand
Rittenhouse	18th and Walnut St	Philadelphia	PA	19103	Farmers Market/Farm Stand
Schuykill River Park Market	25th and Spruce	Philadelphia	PA	19103	Farmers Market/Farm Stand
Fitler Square	23rd Street & Pine Street	Philadelphia	PA	19103	Farmers Market/Farm Stand
St. Mark's Church	1625 Locust St.	Philadelphia	PA	19103	Food Pantry/Cupboard
Sidney Hillman Apts.	22 S. 22nd St. 1507	Philadelphia	PA	19103	Food Pantry/Cupboard
Trader Joe's Philadelphia	2121 Market St	Philadelphia	PA	19103	Grocery Store
Clark Park	43rd St and Baltimore Ave	Philadelphia	PA	19104	Farmers Market/Farm Stand
Drexel University	33rd and Market St	Philadelphia	PA	19104	Farmers Market/Farm Stand
Lancaster Ave	3700 Lancaster Ave	Philadelphia	PA	19104	Farmers Market/Farm Stand
The Porch	30th Street Station	Philadelphia	PA	19104	Farmers Market/Farm Stand
University Square	36th and Walnut St	Philadelphia	PA	19104	Farmers Market/Farm Stand
Drexel Farmers Market	3290 Chestnut Street	Philadelphia	PA	19104	Farmers Market/Farm Stand
Penn Campus	36th & Walnut Streets	Philadelphia	PA	19104	Farmers Market/Farm Stand
Penn University Farmers Market	3600 Walnut Street	Philadelphia	PA	19104	Farmers Market/Farm Stand
Pennypack Farm	43rd and Baltimore	Philadelphia	PA	19104	Farmers Market/Farm Stand
PRESTONS PARADISE	839 N PRESTON ST	Philadelphia	PA	19104	Farmers Market/Farm Stand
West Philadelphia Fresh Food Hub	38th & Lancaster Ave	Philadelphia	PA	19104	Farmers Market/Farm Stand
West Philadelphia WIC Office	4148 Lancaster Avenue	Philadelphia	PA	19104	WIC office
First African Presbyterian Church	4159 W. Girard Ave	Philadelphia	PA	19104	Food Pantry/Cupboard
One Day At A Time	4016 Lancaster Ave.	Philadelphia	PA	19104	Food Pantry/Cupboard
Chester Dionna Habitat	4086 Haverford Ave	Philadelphia	PA	19104	Food Pantry/Cupboard
Mantua Haverford Com'ty Center	631 N. 39th St	Philadelphia	PA	19104	Food Pantry/Cupboard
Mantua Family Center	3543 Fairmount Ave	Philadelphia	PA	19104	Food Pantry/Cupboard
Intercultural Family Services	4225 Chestnut St	Philadelphia	PA	19104	Food Pantry/Cupboard
Indomitable Spirit	437 N. 42nd Street	Philadelphia	PA	19104	Food Pantry/Cupboard
Holy Tabernacle Church	3835 Haverford Ave	Philadelphia	PA	19104	Food Pantry/Cupboard
Greater Love Chapel	437 N. 40th Street	Philadelphia	PA	19104	Food Pantry/Cupboard
Grace Evangelical Lutheran Church	3529 Haverford Ave.	Philadelphia	PA	19104	Food Pantry/Cupboard
Christian M. F. Baptist Church	533 N. 36th St, #35	Philadelphia	PA	19104	Food Pantry/Cupboard
40th Street Church of God	651 N. 40th Street	Philadelphia	PA	19104	Food Pantry/Cupboard
New Bethlehem Baptist Church	Preston & Aspen Sts.	Philadelphia	PA	19104	Food Pantry/Cupboard
Peoples Emergency Center	3902 Spring Garden St.	Philadelphia	PA	19104	Food Pantry/Cupboard
Mantua Scattered Site	3804 Mt. Vernon St	Philadelphia	PA	19104	Food Pantry/Cupboard
Community Church of God	42nd & Parrish St	Philadelphia	PA	19104	Food Pantry/Cupboard

Church of Hope & Faith Inc	662 N. 39th St.	Philadelphia	PA	19104	Food Pantry/Cupboard
Mercy Douglass Ctr. Shepard	642 N. 41st St	Philadelphia	PA	19104	Food Pantry/Cupboard
Interfaith Food Cupboard	3600 Baring St	Philadelphia	PA	19104	Food Pantry/Cupboard
Gate to Heaven Ministry	3415 Haverford Ave	Philadelphia	PA	19104	Food Pantry/Cupboard
Sarah Allen Seniors	4035 Parrish Street	Philadelphia	PA	19104	Food Pantry/Cupboard
Second Antioch Baptist Church	912 N. 41st St.	Philadelphia	PA	19104	Food Pantry/Cupboard
Victory Baptist Church	4238 Wallace Street	Philadelphia	PA	19104	Food Pantry/Cupboard
Metropolitan Church	3500 Baring St	Philadelphia	PA	19104	Food Pantry/Cupboard
St. John United Church of God	856 N. 40th Street	Philadelphia	PA	19104	Food Pantry/Cupboard
Sharing & Caring Center	500 N. 39th St.	Philadelphia	PA	19104	Food Pantry/Cupboard
St. Mary's Church	3916 Locust Walk	Philadelphia	PA	19104	Food Pantry/Cupboard
Caring About Sharing Inc.	3900 Spring Garden Street	Philadelphia	PA	19104	Food Pantry/Cupboard
United Emergency Action	1117-21 N. 40th Street	Philadelphia	PA	19104	Food Pantry/Cupboard
West Phila. SDA Church	4018 Fairmount Avenue	Philadelphia	PA	19104	Food Pantry/Cupboard
Ralston/Mercy Douglass House	3817 Market St	Philadelphia	PA	19104	Food Pantry/Cupboard
ALDI Philadelphia, PA	4421 Market St.	Philadelphia	PA	19104	Grocery Store
The Fresh Grocer	4001 Walnut St	Philadelphia	PA	19104	Grocery Store
Old St. Joseph's Church	321 Willings Alley	Philadelphia	PA	19106	Food Pantry/Cupboard
St. Peter's Church	313 Pine St.	Philadelphia	PA	19106	Food Pantry/Cupboard
Fillipino American Congress	251 Lawrence St	Philadelphia	PA	19106	Food Pantry/Cupboard
Super Fresh	309 S Fifth St.	Philadelphia	PA	19106	Grocery Store
Fair Food	Reading Terminal Market	Philadelphia	PA	19107	Farmers Market/Farm Stand
Jefferson	10th and Chestnut St	Philadelphia	PA	19107	Farmers Market/Farm Stand
SEPTA Farmstand	1234 Market St	Philadelphia	PA	19107	Farmers Market/Farm Stand
Mayor's Farmers Market	In Love Park, 15th and JFK	Philadelphia	PA	19107	Farmers Market/Farm Stand
Philadelphia Com'ty Health Alternatives	1201 Chestnut St., 3rd Fl	Philadelphia	PA	19107	Food Pantry/Cupboard
First Church of the Nazarene	1707 Shelmire Ave	Philadelphia	PA	19111	Food Pantry/Cupboard
Oxford Village Food Cupboard	6150 Algon Ave	Philadelphia	PA	19111	Food Pantry/Cupboard
Mt. Olive Church of God	7244 Rising Sun Avenue	Philadelphia	PA	19111	Food Pantry/Cupboard
ShopRite of Oxford & Levick	6301 Oxford Avenue	Philadelphia	PA	19111	Grocery Store
ACME	6640 Oxford Avenue	Philadelphia	PA	19111	Grocery Store
All Saints	9601 Frankford Ave	Philadelphia	PA	19114	Food Pantry/Cupboard
ALDI Philadelphia, PA	3320 Grant Avenue	Philadelphia	PA	19114	Grocery Store
Giant	2550 Grant Ave	Philadelphia	PA	19114	Grocery Store
ShopRite of Morrell Plaza	9910 Frankford Ave	Philadelphia	PA	19114	Grocery Store
ACME	3200-09 Red Lion Road	Philadelphia	PA	19114	Grocery Store
Memorial Church of St. Luke	1946 Welsh Rd	Philadelphia	PA	19115	Food Pantry/Cupboard
ACME	920 Red Lion Road	Philadelphia	PA	19115	Grocery Store
ShopRite of Roosevelt Blvd	11000 Roosevelt Blvd	Philadelphia	PA	19116	Grocery Store

Chestnut Hill Growers Market	Winston Rd between Germantown Ave & Mermaid Lane	Philadelphia	PA	19118	Farmers Market/Farm Stand
Weavers Way Community Programs Farm Stand	8424 Germantown Ave	Philadelphia	PA	19118	Farmers Market/Farm Stand
Chestnut Hill Flower & Garden	7639 Germantown Ave	Philadelphia	PA	19118	Farmers Market/Farm Stand
St. Paul's Church	22 E. Chestnut Hill Ave	Philadelphia	PA	19118	Food Pantry/Cupboard
Cliveden Park	Chew Ave and Johnson St	Philadelphia	PA	19119	Farmers Market/Farm Stand
Mt Airy (Weaver's Way)	Carpenter Lane & Greene St	Philadelphia	PA	19119	Farmers Market/Farm Stand
Germantown	6700 Germantown Avenue	Philadelphia	PA	19119	Farmers Market/Farm Stand
Germantown SDA Church	200 E. Cliveden St	Philadelphia	PA	19119	Food Pantry/Cupboard
ACME	7010 Germantown Avenue	Philadelphia	PA	19119	Grocery Store
Asian Social Services Center	4943 N. 5th St	Philadelphia	PA	19120	Food Pantry/Cupboard
Bethel Full Gospel	520 W. Roosevelt Blvd	Philadelphia	PA	19120	Food Pantry/Cupboard
Incarnation of Our Lord Church	5105 N. 5th St	Philadelphia	PA	19120	Food Pantry/Cupboard
Moriah Baptist Church	4815-17 N. Front St	Philadelphia	PA	19120	Food Pantry/Cupboard
Feltonville Presbyterian	214 E. Wyoming Ave	Philadelphia	PA	19120	Food Pantry/Cupboard
ShopRite of Front & Olney	101 East Olney Ave	Philadelphia	PA	19120	Grocery Store
33rd and Diamond	2140 North 33rd Street	Philadelphia	PA	19121	Farmers Market/Farm Stand
NEW GROWTH PROJECT	27TH & MASTER STREET	Philadelphia	PA	19121	Farmers Market/Farm Stand
City Health Center #5	1900 N. 20th Street	Philadelphia	PA	19121	WIC office
Faith Tabernacle Church of God	2431 W. Master Street	Philadelphia	PA	19121	Food Pantry/Cupboard
Christ Evangel. Lutheran Church	3006 W. Diamond St	Philadelphia	PA	19121	Food Pantry/Cupboard
Christian Love Baptist Church	1801 N. 32nd St	Philadelphia	PA	19121	Food Pantry/Cupboard
Church of the Advocate	2121 N. Gratz St.	Philadelphia	PA	19121	Food Pantry/Cupboard
Cornerstone Baptist Church	2117 N. 33rd St	Philadelphia	PA	19121	Food Pantry/Cupboard
Fair Havens Human Support	2343 Ridge Ave.	Philadelphia	PA	19121	Food Pantry/Cupboard
Johnson Concern & Care Cntr.	2229 W. Thompson St	Philadelphia	PA	19121	Food Pantry/Cupboard
Johnson Homes Tenant Council	2500 W. Norris St	Philadelphia	PA	19121	Food Pantry/Cupboard
Kelsey Keys	1756 N. 25th St.	Philadelphia	PA	19121	Food Pantry/Cupboard
Madeira Family Center	2123 N. Gratz St.	Philadelphia	PA	19121	Food Pantry/Cupboard
Mt. Olive Holy Temple	1469 N. Broad Street	Philadelphia	PA	19121	Food Pantry/Cupboard
Family Resource Center	2114 N. Gratz Street	Philadelphia	PA	19121	Food Pantry/Cupboard
Montgomery Townhouse	2002 W. Berks St	Philadelphia	PA	19121	Food Pantry/Cupboard
New Salem Baptist Church	1721-23 N. Croskey St	Philadelphia	PA	19121	Food Pantry/Cupboard
Senior Citizens Community	2124 Cecil B. Moore Ave	Philadelphia	PA	19121	Food Pantry/Cupboard
Special Needs	1632 N. 29th St	Philadelphia	PA	19121	Food Pantry/Cupboard
Susquehanna	1815 Susquehanna Ave	Philadelphia	PA	19121	Food Pantry/Cupboard
Deliverance Revival Temple	2000-02 N. 18th Street	Philadelphia	PA	19121	Food Pantry/Cupboard
Golden Star Baptist Church	1635-39 27th Street	Philadelphia	PA	19121	Food Pantry/Cupboard
Wayland Temple B.C.	2500 Cecil B. Moore Ave.	Philadelphia	PA	19121	Food Pantry/Cupboard

New Mt. Zion Pentacostal COGIC	1501 N. 20th Street	Philadelphia	PA	19121	Food Pantry/Cupboard
Cecil B Moore	Cecil B Moore Ave between Broad and 13th	Philadelphia	PA	19122	Farmers Market/Farm Stand
Norris Square Park	N Hancock St & Diamond St	Philadelphia	PA	19122	Farmers Market/Farm Stand
Norris Square	W Susquehanna Ave & Howard St	Philadelphia	PA	19122	Farmers Market/Farm Stand
New Greater Straightway	1705 N. 7th St	Philadelphia	PA	19122	Food Pantry/Cupboard
A.P.M. Assoc. Inc.	2147 N. 6th St	Philadelphia	PA	19122	Food Pantry/Cupboard
Berean Presbyterian Church	2101 N. Broad St.	Philadelphia	PA	19122	Food Pantry/Cupboard
Yorktown Community	1300 W. Jefferson St	Philadelphia	PA	19122	Food Pantry/Cupboard
Harris Plaza	1240 N. 10th St	Philadelphia	PA	19122	Food Pantry/Cupboard
Mt Olive Holy Temple	1469 N. Broad St	Philadelphia	PA	19122	Food Pantry/Cupboard
Norris Homes Tenant Council	1915 N. 11th St	Philadelphia	PA	19122	Food Pantry/Cupboard
Penrose Recreation Center	1101 W. Susquehanna St.	Philadelphia	PA	19122	Food Pantry/Cupboard
St. Boniface Church	174 W. Diamond St.	Philadelphia	PA	19122	Food Pantry/Cupboard
St. Malachy Church	1429 N. 11th Street	Philadelphia	PA	19122	Food Pantry/Cupboard
Lewis Temple Pentecostal Church	509-13 W. Diamond St	Philadelphia	PA	19122	Food Pantry/Cupboard
Ludlow Community	1437 N. 7th St.	Philadelphia	PA	19122	Food Pantry/Cupboard
The Fresh Grocer	1501 N Broad St	Philadelphia	PA	19122	Grocery Store
Farmers Market at the Piazza	1033 N 2nd St	Philadelphia	PA	19123	Farmers Market/Farm Stand
Federation of Neighborhood Centers TEENS 4 GOOD	8TH & POPLAR ST	Philadelphia	PA	19123	Farmers Market/Farm Stand
West Poplar	637 N. 13th St	Philadelphia	PA	19123	Food Pantry/Cupboard
St. Paul's Baptist Church	10th & Wallace St	Philadelphia	PA	19123	Food Pantry/Cupboard
Friends Neighborhood Guild	735 Fairmount Ave	Philadelphia	PA	19123	Food Pantry/Cupboard
Salvation Army Temple	1340 Brown St	Philadelphia	PA	19123	Food Pantry/Cupboard
Bebashi Inc.	1217 Spring Garden St	Philadelphia	PA	19123	Food Pantry/Cupboard
Women's Community Revitalization	411 Fairmount St	Philadelphia	PA	19123	Food Pantry/Cupboard
Old First Reformed Church	515 N. 4th Street	Philadelphia	PA	19123	Food Pantry/Cupboard
Super Fresh	180 West Girard Avenue	Philadelphia	PA	19123	Grocery Store
Frankford Transportation Center	Bridge St and Frankford Ave	Philadelphia	PA	19124	Farmers Market/Farm Stand
Frankford Avenue WIC Office	4806 Frankford Avenue	Philadelphia	PA	19124	WIC office
Faith Assembly of God	1926 Margaret Street #40	Philadelphia	PA	19124	Food Pantry/Cupboard
The Salvation Army	4344 Frankford Ave.	Philadelphia	PA	19124	Food Pantry/Cupboard
Triumph Baptist Church	1538 E. Wingohocking St	Philadelphia	PA	19124	Food Pantry/Cupboard
Second Baptist of Frankford	1801 Meadow St	Philadelphia	PA	19124	Food Pantry/Cupboard
Keep The Faith Ministry	1901 Harrison Street	Philadelphia	PA	19124	Food Pantry/Cupboard
ALDI Philadelphia, PA	4104 G. Street	Philadelphia	PA	19124	Grocery Store
Frankford and Berks	Frankford Ave and East Berks St	Philadelphia	PA	19125	Farmers Market/Farm Stand
Greensgrow Farm	2501 E Cumberland Ave	Philadelphia	PA	19125	Farmers Market/Farm Stand
Palmer Park Farmers Market	Frankford Avenue & East Palmer Street	Philadelphia	PA	19125	Farmers Market/Farm Stand

Lutheran Settlement House	1340 Frankford Avenue	Philadelphia	PA	19125	Food Pantry/Cupboard
Inner City Mission	2433 Kensington Ave	Philadelphia	PA	19125	Food Pantry/Cupboard
St. Michael's Food Bank	Trenton and Cumberland Streets	Philadelphia	PA	19125	Food Pantry/Cupboard
Brotherhood Mission	401 E. Girard Ave	Philadelphia	PA	19125	Food Pantry/Cupboard
Visitation BVM Church	2625 B Street	Philadelphia	PA	19125	Food Pantry/Cupboard
Union Tabernacle Presbyterian	2036 E. Cumberland St	Philadelphia	PA	19125	Food Pantry/Cupboard
Save-A-Lot	2132 East Lehigh Ave.	Philadelphia	PA	19125	Grocery Store
Save-A-Lot	5610 Lancaster Ave	Philadelphia	PA	19125	Grocery Store
Holy Temple of God	6709-11 Ogontz Ave	Philadelphia	PA	19126	Food Pantry/Cupboard
Feltonville Presbyterian Church	212 East Wyoming Avenue	Philadelphia	PA	19126	Food Pantry/Cupboard
New Galilee Baptist Church	6216 N. 7th Street	Philadelphia	PA	19126	Food Pantry/Cupboard
St. Mark's Lutheran Church	1420 Cheltenham Avenue	Philadelphia	PA	19126	Food Pantry/Cupboard
Asian American Cultural	2nd St. & 65th Ave.	Philadelphia	PA	19126	Food Pantry/Cupboard
North Light Com'ty Center	175 Green Lane	Philadelphia	PA	19127	Food Pantry/Cupboard
Gorgas Park	Ridge Ave at Acorn St	Philadelphia	PA	19128	Farmers Market/Farm Stand
Henry Got Crops	7100 Henry Ave	Philadelphia	PA	19128	Farmers Market/Farm Stand
Roxborough Health Center	5830 Henry Avenue	Philadelphia	PA	19128	WIC office
ShopRite of Roxborough	6901 Ridge Avenue	Philadelphia	PA	19128	Grocery Store
ACME	5927-59 Ridge Avenue	Philadelphia	PA	19128	Grocery Store
Super Fresh	7162 Ridge Ave	Philadelphia	PA	19128	Grocery Store
East Falls	Under Rt 1 overpass, Between Kelly Dr & Ridge Ave	Philadelphia	PA	19129	Farmers Market/Farm Stand
Share Food Program	2901 West Hunting Park Avenue	Philadelphia	PA	19129	Farmers Market/Farm Stand
Drug Task Force Ministry	3252 N. Etting Avenue	Philadelphia	PA	19129	Food Pantry/Cupboard
Fairmount Farmers Market	22nd St and Fairmont Ave	Philadelphia	PA	19130	Farmers Market/Farm Stand
Francisville	1400 Ridge Ave	Philadelphia	PA	19130	Farmers Market/Farm Stand
Girard and 27th Farm Stand	27th St and Girard Ave	Philadelphia	PA	19130	Farmers Market/Farm Stand
FRANCISVILLE FM	1400 RIDGE AVE	Philadelphia	PA	19130	Farmers Market/Farm Stand
Sals Produce Plus	676 North Broad Street	Philadelphia	PA	19130	Farmers Market/Farm Stand
Greater Philadelphia Coalition Against Hunger	1725 Fairmount Ave.	Philadelphia	PA	19130	
Mobile Unit	642 N. Broad Street	Philadelphia	PA	19130	WIC office
St. Francis Xavier	2321 Green St.	Philadelphia	PA	19130	Food Pantry/Cupboard
Trinity Baptist Church	2720 Poplar St.	Philadelphia	PA	19130	Food Pantry/Cupboard
United Methodist	804 N. Broad St.	Philadelphia	PA	19130	Food Pantry/Cupboard
Temple of Divine Love Church	1518-20 W. Girard Ave #20	Philadelphia	PA	19130	Food Pantry/Cupboard
Enon Baptist Church	19th and Green Streets	Philadelphia	PA	19130	Food Pantry/Cupboard
Baptist Women's Center Inc	1428 W. Poplar St	Philadelphia	PA	19130	Food Pantry/Cupboard
Multi-Life Service	829 N. Capitol Street	Philadelphia	PA	19130	Food Pantry/Cupboard
Whole Foods	2001 Pennsylvania Avenue	Philadelphia	PA	19130	Grocery Store

Urban Tree Harvest	53rd St Between Wyalusing and Poplar St	Philadelphia	PA	19131	Farmers Market/Farm Stand
MFSP Heritage Farm	4300 Monument Road	Philadelphia	PA	19131	Farmers Market/Farm Stand
NEIGHBORHOOD FOODS	53RD & WYALUSING	Philadelphia	PA	19131	Farmers Market/Farm Stand
Carroll Park Com'ty Council	5218 Master St	Philadelphia	PA	19131	Food Pantry/Cupboard
Pinn Memorial Baptist Church	2251 N. 54th St.	Philadelphia	PA	19131	Food Pantry/Cupboard
Freedom Develop. Corp.	4500 Westminster Ave.	Philadelphia	PA	19131	Food Pantry/Cupboard
Parkside Association	5180 Viola St	Philadelphia	PA	19131	Food Pantry/Cupboard
Resurrection Baptist Church	1610 N. 54th St	Philadelphia	PA	19131	Food Pantry/Cupboard
Wynnefield Presbyterian Church	2247 N. 54th St.	Philadelphia	PA	19131	Food Pantry/Cupboard
Camphor Memorial U.M. Church	5620 Wyalusing Ave	Philadelphia	PA	19131	Food Pantry/Cupboard
Simpson Fletcher Conestoga	5353 W. Master St	Philadelphia	PA	19131	Food Pantry/Cupboard
RHD Family House Now	1020 N. 46th Street	Philadelphia	PA	19131	Food Pantry/Cupboard
Laceys Day Care	1665 N. Wilton Street	Philadelphia	PA	19131	Food Pantry/Cupboard
ShopRite of Parkside	1575 North 52nd St	Philadelphia	PA	19131	Grocery Store
Shar-Nels	2211 N21st St	Philadelphia	PA	19132	Farmers Market/Farm Stand
North Penn Civic Assoc	29th & Chalmers Ave	Philadelphia	PA	19132	Food Pantry/Cupboard
One Day at a Time	2310 N. Broad St	Philadelphia	PA	19132	Food Pantry/Cupboard
James Spring Baptist Memorial Church	1845 W. Huntingdon Street	Philadelphia	PA	19132	Food Pantry/Cupboard
South Lehigh Action Council	2213 W. Sergeant St	Philadelphia	PA	19132	Food Pantry/Cupboard
North Penn Baptist Church	2419-23 N. 27th St	Philadelphia	PA	19132	Food Pantry/Cupboard
Morning Star COGIC	2326 N. 31st St.	Philadelphia	PA	19132	Food Pantry/Cupboard
Jubilee Commandment Keepers	2440 N.15th St.	Philadelphia	PA	19132	Food Pantry/Cupboard
Gather's The People House	3061 N. 15th Street	Philadelphia	PA	19132	Food Pantry/Cupboard
Fellowship Revival Church	2408 W. Lehigh Ave	Philadelphia	PA	19132	Food Pantry/Cupboard
Faithful Temple Church	3416-18 W. Allegheny Ave	Philadelphia	PA	19132	Food Pantry/Cupboard
Geiger Memorial Brethren Church	2543 W. Lehigh Ave.	Philadelphia	PA	19132	Food Pantry/Cupboard
Saint Martin de Porres	2340 W. Lehigh Ave.	Philadelphia	PA	19132	Food Pantry/Cupboard
Cathedral Baptist Church	1700 West Camber Street	Philadelphia	PA	19132	Food Pantry/Cupboard
Colorado Com'ty Program	2247 N. 20th St	Philadelphia	PA	19132	Food Pantry/Cupboard
Minute by Minute	2562 N. 18th Street	Philadelphia	PA	19132	Food Pantry/Cupboard
Little Gospel Temple Cupboard	2540 N. 25th Street	Philadelphia	PA	19132	Food Pantry/Cupboard
New Pond Baptist Church	3224-26 W. York Street	Philadelphia	PA	19132	Food Pantry/Cupboard
CASMI	2602 N. Corlies St.	Philadelphia	PA	19132	Food Pantry/Cupboard
City Temple Baptist Church	2512 N. Broad St	Philadelphia	PA	19132	Food Pantry/Cupboard
Save-A-Lot	2801 W Dauphin St	Philadelphia	PA	19132	Grocery Store
Fairhill Square	4th St and Lehigh Ave	Philadelphia	PA	19133	Farmers Market/Farm Stand
North Philadelphia WIC Office	3141 Germantown Avenue	Philadelphia	PA	19133	WIC office
Lehigh WIC Office	217-33 Lehigh Avenue	Philadelphia	PA	19133	WIC office
Operation Second Chance Rescue	507 York St	Philadelphia	PA	19133	Food Pantry/Cupboard

Davis Temple Bapt. Church	2261 Franklin St	Philadelphia	PA	19133	Food Pantry/Cupboard
Neighborhood Action Bureau	2565 Germantown Ave	Philadelphia	PA	19133	Food Pantry/Cupboard
Prim Iglesia Hispanic Alliance	810 W. Somerset Street	Philadelphia	PA	19133	Food Pantry/Cupboard
Salvation Army	3150 N. Mascher St	Philadelphia	PA	19133	Food Pantry/Cupboard
Southern Home Services	3149 Germantown Ave.	Philadelphia	PA	19133	Food Pantry/Cupboard
People United Together	1007 W. Lehigh Ave	Philadelphia	PA	19133	Food Pantry/Cupboard
Holy Cross Church/MLK Center	813 W. Lehigh Ave.	Philadelphia	PA	19133	Food Pantry/Cupboard
Germantown Salvation Army	2601 N. 11th St.	Philadelphia	PA	19133	Food Pantry/Cupboard
Hope Prison Ministry	508 W. Cumberland St.	Philadelphia	PA	19133	Food Pantry/Cupboard
Fairhill Tenant Council	2411 North 11th Street	Philadelphia	PA	19133	Food Pantry/Cupboard
The Lighthouse	152 W. Lehigh Ave.	Philadelphia	PA	19133	Food Pantry/Cupboard
Crossroads Com'y Center	2918 N. 6th St.	Philadelphia	PA	19133	Food Pantry/Cupboard
St. Mark Outreach Baptist Church	924 West Cambria Street	Philadelphia	PA	19133	Food Pantry/Cupboard
Congresso de Latinos	216 W. Somerset St.	Philadelphia	PA	19133	Food Pantry/Cupboard
Father House Of Prayer Mission	3040-44 Germantown Ave	Philadelphia	PA	19133	Food Pantry/Cupboard
PRODUCE CONNECTION	1812-14 E ALLEGHENY AVE	Philadelphia	PA	19134	Farmers Market/Farm Stand
Kensington WIC Office	3047 Kensington Avenue	Philadelphia	PA	19134	WIC office
Aramingo Avenue WIC Office	2401 E. Tioga Avenue	Philadelphia	PA	19134	WIC office
Kensington Neighborhood House	Frankford Avenue	Philadelphia	PA	19134	Food Pantry/Cupboard
St. Joan of Arc Church	2025 E. Atlantic St.	Philadelphia	PA	19134	Food Pantry/Cupboard
The Salvation Army Pioneer Corps	1920 E. Allegheny Ave	Philadelphia	PA	19134	Food Pantry/Cupboard
Kensington Assembly of God	Frankford Avenue	Philadelphia	PA	19134	Food Pantry/Cupboard
Divine Breath Baptist Church	428 E. Erie Ave	Philadelphia	PA	19134	Food Pantry/Cupboard
Free Church of St. John	3089 Emerald St.	Philadelphia	PA	19134	Food Pantry/Cupboard
ShopRite of Knorr Street	6725 Frankford Ave	Philadelphia	PA	19135	Grocery Store
St Jerome Church	Holme Ave & Stamford St	Philadelphia	PA	19136	Food Pantry/Cupboard
ShopRite of Aramingo Avenue	3745 Aramingo Avenue	Philadelphia	PA	19137	Grocery Store
Save-A-Lot	3801-03 Aramingo Ave	Philadelphia	PA	19137	Grocery Store
West Oak Lane	7200 Ogontz Ave	Philadelphia	PA	19138	Farmers Market/Farm Stand
Stenton Family Manor	1300 E Tulpehocken St	Philadelphia	PA	19138	Farmers Market/Farm Stand
St. Peter's Evangelical Lutheran Church	74th Avenue & Briar Road	Philadelphia	PA	19138	Food Pantry/Cupboard
Christian Church of Divine Truth	6065 E. Wister Street	Philadelphia	PA	19138	Food Pantry/Cupboard
Corinthian Baptist Church	6113 N. 21st St.	Philadelphia	PA	19138	Food Pantry/Cupboard
New Covenant Presbyterian Church	6329 Limekiln Pike	Philadelphia	PA	19138	Food Pantry/Cupboard
St. Luke's Food Cupboard	5421 Germantown Avenue	Philadelphia	PA	19138	Food Pantry/Cupboard
Pathway Evangelical Church	5604 Chew Ave.	Philadelphia	PA	19138	Food Pantry/Cupboard
Grace Community Baptist Church	6628 Limekiln Pike	Philadelphia	PA	19138	Food Pantry/Cupboard
St. Benedict	1940 E. Chelten Ave.	Philadelphia	PA	19138	Food Pantry/Cupboard
Harambe Baptist Church	5648 Chew Ave.	Philadelphia	PA	19138	Food Pantry/Cupboard

The Fresh Grocer	5301 Chew Ave	Philadelphia	PA	19138	Grocery Store
Haddington	52nd St and Haverford Ave	Philadelphia	PA	19139	Farmers Market/Farm Stand
Mill Creek Farm	4901 Brown Street	Philadelphia	PA	19139	Farmers Market/Farm Stand
Walnut Hill	4610 Market St	Philadelphia	PA	19139	Farmers Market/Farm Stand
Community Blessing Center	26 S. 57th Street	Philadelphia	PA	19139	Food Pantry/Cupboard
Mt. Olive	5501 Locust Street	Philadelphia	PA	19139	Food Pantry/Cupboard
Emmanuel A.M.E. Church	5917 Chestnut Street	Philadelphia	PA	19139	Food Pantry/Cupboard
Zion Hill Baptist Church	5301 Spruce St	Philadelphia	PA	19139	Food Pantry/Cupboard
Holy Temple Community Center	363 N. 60th St	Philadelphia	PA	19139	Food Pantry/Cupboard
Church of the Holy Apostles	260 S. 51st St.	Philadelphia	PA	19139	Food Pantry/Cupboard
Holy Temple of Lord	5116 Market Street	Philadelphia	PA	19139	Food Pantry/Cupboard
West Park Plaza	4600 Fairmount Ave	Philadelphia	PA	19139	Food Pantry/Cupboard
The Salvation Army	5501 Market St.	Philadelphia	PA	19139	Food Pantry/Cupboard
Tabernacle Lutheran Church	5843 Spruce St	Philadelphia	PA	19139	Food Pantry/Cupboard
Reeve Memorial Presbyterian Church	50th & Aspen St.	Philadelphia	PA	19139	Food Pantry/Cupboard
Our Lady of the Rosary Church	345 N. 63rd Street	Philadelphia	PA	19139	Food Pantry/Cupboard
Open Door Mission True Light Church	401 N. 52nd St.	Philadelphia	PA	19139	Food Pantry/Cupboard
Mt. Carmel Baptist Church	5732 Race St.	Philadelphia	PA	19139	Food Pantry/Cupboard
Holy Temple Church Community Center	363 N. 60th Street	Philadelphia	PA	19139	Food Pantry/Cupboard
The Fresh Grocer	5601 Chestnut St	Philadelphia	PA	19139	Grocery Store
Save-A-Lot	5601 Vine Street	Philadelphia	PA	19139	Grocery Store
Hunting Park	W Hunting Park Ave and Old York Road	Philadelphia	PA	19140	Farmers Market/Farm Stand
The Word In Action	1539 W. Courtland Street	Philadelphia	PA	19140	Food Pantry/Cupboard
H.E.R.O. Community Center	3439 N. 17th Street	Philadelphia	PA	19140	Food Pantry/Cupboard
Taylor Memorial Baptist Church	Shepherds Kitchen	Philadelphia	PA	19140	Food Pantry/Cupboard
Nicetown CDC/NAC	4414 Germantown Avenue	Philadelphia	PA	19140	Food Pantry/Cupboard
Worldwide Evangelistic Church	3919 N. 5th Street	Philadelphia	PA	19140	Food Pantry/Cupboard
Zion Community Center	3600 N. Broad Street	Philadelphia	PA	19140	Food Pantry/Cupboard
Our Lady of Hope	1907 W. Tioga Street	Philadelphia	PA	19140	Food Pantry/Cupboard
Bridgeway, Inc	1800 W. Ontario St	Philadelphia	PA	19140	Food Pantry/Cupboard
Casa del Carmen	4400 N. Reese St.	Philadelphia	PA	19140	Food Pantry/Cupboard
Christ Church & St. Ambrose	PO Box 38109	Philadelphia	PA	19140	Food Pantry/Cupboard
Fellowship Tabernacle Church	4541 N. Broad St	Philadelphia	PA	19140	Food Pantry/Cupboard
First Redemption Church	4400 N. Broad St	Philadelphia	PA	19140	Food Pantry/Cupboard
Harold O. Davis Baptist Church	4500 N. 10th Street	Philadelphia	PA	19140	Food Pantry/Cupboard
Hunting Park CDC	3961 N. 9th St.	Philadelphia	PA	19140	Food Pantry/Cupboard
Iglesia Pente, Rosa de Saron	3718 N. Randolph St.	Philadelphia	PA	19140	Food Pantry/Cupboard
Memorial Tabernacle Baptist Church	2249 W. Hunting Park Ave	Philadelphia	PA	19140	Food Pantry/Cupboard
Opportunity Towers	1717-27 W. Hunting Park Ave	Philadelphia	PA	19140	Food Pantry/Cupboard

Hunting Park	1044C Rising Sun Ave	Philadelphia	PA	19140	Food Pantry/Cupboard
People In Progress	4131 N. Broad St.	Philadelphia	PA	19140	Food Pantry/Cupboard
St. Hugh Catholic Church	145 W. Tioga St.	Philadelphia	PA	19140	Food Pantry/Cupboard
Zion Baptist Church	3601 N. Broad St	Philadelphia	PA	19140	Food Pantry/Cupboard
Olney Transportation Center	Broad St and Olney Ave	Philadelphia	PA	19141	Farmers Market/Farm Stand
Bible Believing Church	928 W. Duncannon Ave	Philadelphia	PA	19141	Food Pantry/Cupboard
Champlost Homes	1953 Nedro Avenue	Philadelphia	PA	19141	Food Pantry/Cupboard
Second Macedonia Baptist	1301 W. Ruscomb St	Philadelphia	PA	19141	Food Pantry/Cupboard
Our Lady of Hope	5200 N. Broad St.	Philadelphia	PA	19141	Food Pantry/Cupboard
Holy Rock Miss. Baptist	1980 Church Lane	Philadelphia	PA	19141	Food Pantry/Cupboard
Have Fun! Refund	1900 W. Logan St	Philadelphia	PA	19141	Food Pantry/Cupboard
Page Academy	1524 Champlost Avenue	Philadelphia	PA	19141	Food Pantry/Cupboard
Burning Bush Ministry	6037 Elmwood Avenue	Philadelphia	PA	19142	Food Pantry/Cupboard
Southwest Community Services	6424 Woodland Ave.	Philadelphia	PA	19142	Food Pantry/Cupboard
Catholic Social Services / Our Lady of Loreto Church	6214 Grays Avenue	Philadelphia	PA	19142	Food Pantry/Cupboard
58th and Chester	58th and Chester St	Philadelphia	PA	19143	Farmers Market/Farm Stand
Farm 51	51st St and Chester Ave	Philadelphia	PA	19143	Farmers Market/Farm Stand
48th & Baltimore Farmers Market	801 South 48th Street	Philadelphia	PA	19143	Farmers Market/Farm Stand
Firehouse FM	701 South 50th Street & Baltimore Avenue	Philadelphia	PA	19143	Farmers Market/Farm Stand
Woodland Avenue Health Center	1741 S. 54th Street	Philadelphia	PA	19143	WIC office
Paradise Emmanuel Church	4704-08 Woodland Ave.	Philadelphia	PA	19143	Food Pantry/Cupboard
St. Philip Lutheran Church	5210 Wylausing Avenue	Philadelphia	PA	19143	Food Pantry/Cupboard
New Spirit Presbyterian Church	5736 Chester Ave.	Philadelphia	PA	19143	Food Pantry/Cupboard
Allen Food Bank	5902 Addison St.	Philadelphia	PA	19143	Food Pantry/Cupboard
Black Concerned Citizens	5101 Pine St.	Philadelphia	PA	19143	Food Pantry/Cupboard
Concerned Parents Inc.	5407 Woodland Ave	Philadelphia	PA	19143	Food Pantry/Cupboard
Crusaders for Christ	1201 S. 47th St	Philadelphia	PA	19143	Food Pantry/Cupboard
59th Street Baptist Church	315 59th St	Philadelphia	PA	19143	Food Pantry/Cupboard
Bartram Village Tenant	5407 Bartram Drive	Philadelphia	PA	19143	Food Pantry/Cupboard
Mt Zion Baptist Church	5015 Woodland Ave	Philadelphia	PA	19143	Food Pantry/Cupboard
Southwest Com'ty Enrichment Center	1341 S. 46th St.	Philadelphia	PA	19143	Food Pantry/Cupboard
The People's Baptist Church	5039 Baltimore Ave.	Philadelphia	PA	19143	Food Pantry/Cupboard
Theresa Maxis Center @ Most Blessed Sacrament Church	5628 Chester Ave.	Philadelphia	PA	19143	Food Pantry/Cupboard
R.A.G.S. to Riches CDC	626 S. 60th Street	Philadelphia	PA	19143	Food Pantry/Cupboard
Judah House of Prayer	626 S. 60th Street	Philadelphia	PA	19143	Food Pantry/Cupboard
St. Cyprian Church	525 S. Cobbs Creek Parkway	Philadelphia	PA	19143	Food Pantry/Cupboard
The Fresh Grocer	5406 Chester Ave	Philadelphia	PA	19143	Grocery Store
Save-A-Lot	5800 Woodland Ave	Philadelphia	PA	19143	Grocery Store

Save-A-Lot	5740 Baltimore Ave	Philadelphia	PA	19143	Grocery Store
Germantown	6026 Germantown Ave	Philadelphia	PA	19144	Farmers Market/Farm Stand
Grumblethorpe House	5267 Germantown Ave	Philadelphia	PA	19144	Farmers Market/Farm Stand
GERMANTOWN KITCHEN GARDEN	215 E PENN ST	Philadelphia	PA	19144	Farmers Market/Farm Stand
Germantown WIC Office	Germantown and Mt. Pleasant Avenues	Philadelphia	PA	19144	WIC office
St. Matthew's First Baptist Church	634 E. Chelton Ave	Philadelphia	PA	19144	Food Pantry/Cupboard
Adoni Baptist Church	221 E. Logan St	Philadelphia	PA	19144	Food Pantry/Cupboard
Polite Temple Baptist Church	38 E. Price Street	Philadelphia	PA	19144	Food Pantry/Cupboard
Wister Townhouse	292 E. Ashmead St	Philadelphia	PA	19144	Food Pantry/Cupboard
Enon Tabernacle Baptist Church	230 W. Coulter St	Philadelphia	PA	19144	Food Pantry/Cupboard
Germantown Settlement	324 E. High St	Philadelphia	PA	19144	Food Pantry/Cupboard
Grace Com'ty Christian Center	29 W. Johnson St	Philadelphia	PA	19144	Food Pantry/Cupboard
Happy Hollow Advisory Council	4800 Wayne Ave	Philadelphia	PA	19144	Food Pantry/Cupboard
Queen Lane Apartments	301 W. Queen Lane, Apt. 405	Philadelphia	PA	19144	Food Pantry/Cupboard
St. Stephen's Memorial Baptist	15 W. Harvey St	Philadelphia	PA	19144	Food Pantry/Cupboard
St. Vincent De Paul Church	109 E. Price St.	Philadelphia	PA	19144	Food Pantry/Cupboard
Faith Chapel Church	108 E. Price St.	Philadelphia	PA	19144	Food Pantry/Cupboard
Wisdom Germantown Settlement	16 E. Wister St.	Philadelphia	PA	19144	Food Pantry/Cupboard
The Peace Factory	218 E. Haines Street	Philadelphia	PA	19144	Food Pantry/Cupboard
Youth Services, Inc	6325 Burbridge St	Philadelphia	PA	19144	Food Pantry/Cupboard
Zion Hill Church of God in Christ	529 E. Washington Lane	Philadelphia	PA	19144	Food Pantry/Cupboard
United Morton Homes Tenant	5842 Osceola Street	Philadelphia	PA	19144	Food Pantry/Cupboard
22nd and Tasker	22nd and Tasker St	Philadelphia	PA	19145	Farmers Market/Farm Stand
Broad and Snyder	Broad and Snyder St	Philadelphia	PA	19145	Farmers Market/Farm Stand
Pennsy Flea Market	1600 S Warfield St	Philadelphia	PA	19145	Farmers Market/Farm Stand
Produce Farmers Market & Deli	2043 West Oregon Avenue	Philadelphia	PA	19145	Farmers Market/Farm Stand
As the Holy Spirit Leads	1843 S. 22nd St	Philadelphia	PA	19145	Food Pantry/Cupboard
Chester Dionna Habitat for Children	2247 S. 15th Street	Philadelphia	PA	19145	Food Pantry/Cupboard
Tasker Homes	3103 Fernon St	Philadelphia	PA	19145	Food Pantry/Cupboard
Tasker St. Baptist Church	2018 Tasker St	Philadelphia	PA	19145	Food Pantry/Cupboard
Wilson Park	2500 Jackson St	Philadelphia	PA	19145	Food Pantry/Cupboard
Bibleway M.B. Church	1705 Point Breeze Ave.	Philadelphia	PA	19145	Food Pantry/Cupboard
ShopRite of Oregon Ave	24th St & Oregon Ave	Philadelphia	PA	19145	Grocery Store
Save-A-Lot	1300 Washington Ave.	Philadelphia	PA	19145	Grocery Store
Save-A-Lot	2201 Oregon Ave	Philadelphia	PA	19145	Grocery Store
29th and Wharton	29th and Wharton St	Philadelphia	PA	19146	Farmers Market/Farm Stand
Right Triangle Inc	1201 South 19th Street	Philadelphia	PA	19146	Farmers Market/Farm Stand
The Point Breeze	1529 South 22nd Street	Philadelphia	PA	19146	Farmers Market/Farm Stand
Older Adult	2319 Fitzwater Street	Philadelphia	PA	19146	Food Pantry/Cupboard

Zion Hill Memorial Baptist Church	2702 Ellsworth Street	Philadelphia	PA	19146	Food Pantry/Cupboard
First Pentecostal Church	1503-1507 S. 20th Street	Philadelphia	PA	19146	Food Pantry/Cupboard
New Light Beulah Baptist	1701 Bainbridge St	Philadelphia	PA	19146	Food Pantry/Cupboard
Catholic Social Services / St. Charles Borromeo Church	1941 Christian Street	Philadelphia	PA	19146	Food Pantry/Cupboard
Church of the Redeemer Baptist	1440 S. 24th St	Philadelphia	PA	19146	Food Pantry/Cupboard
Ebenezer Church	15th and Christian Sts.	Philadelphia	PA	19146	Food Pantry/Cupboard
Greater Faith Church	1101 S. 27th St	Philadelphia	PA	19146	Food Pantry/Cupboard
John Gloucester House	2147 Manton St	Philadelphia	PA	19146	Food Pantry/Cupboard
Salvation Army / Grays Ferry Corps	3225 Reed St.	Philadelphia	PA	19146	Food Pantry/Cupboard
Tindley Temple U.M. Church	762 S. Broad St.	Philadelphia	PA	19146	Food Pantry/Cupboard
Zion Hill Memorial Baptist	2702 Ellsworth St	Philadelphia	PA	19146	Food Pantry/Cupboard
St. Gabriel Parish	2917 Dickinson St	Philadelphia	PA	19146	Food Pantry/Cupboard
Broad and South	Broad and South St	Philadelphia	PA	19147	Farmers Market/Farm Stand
Fountain	11th and Tasker St	Philadelphia	PA	19147	Farmers Market/Farm Stand
Headhouse	2nd and Lombard St	Philadelphia	PA	19147	Farmers Market/Farm Stand
South and Passyunk	South St and Passyunk Ave	Philadelphia	PA	19147	Farmers Market/Farm Stand
Academy Fresh	400 Washington Avenue	Philadelphia	PA	19147	Farmers Market/Farm Stand
Bella Vista	9th & Montrose St	Philadelphia	PA	19147	Farmers Market/Farm Stand
South Philadelphia WIC Office	1536 S. Broad Street	Philadelphia	PA	19147	WIC office
One Day At A Time	425 South Broad St.	Philadelphia	PA	19147	Food Pantry/Cupboard
United Communities-Hawthorne	1100 Catherine St	Philadelphia	PA	19147	Food Pantry/Cupboard
Christ Presbyterian Church	1020 S. 10th Street	Philadelphia	PA	19147	Food Pantry/Cupboard
Whole Foods	929 South St	Philadelphia	PA	19147	Grocery Store
Super Fresh	1001 South St	Philadelphia	PA	19147	Grocery Store
Dickinson	E Moyamensing and Morris St	Philadelphia	PA	19148	Farmers Market/Farm Stand
Broad and Ritner	Broad and Ritner St	Philadelphia	PA	19148	Farmers Market/Farm Stand
Fountain Farmers Market	East Passyunk Avenue and Tasker Street	Philadelphia	PA	19148	Farmers Market/Farm Stand
Philabundance	3616 South Galloway Street	Philadelphia	PA	19148	
Southeast Asian Mutual Assoc	1622 S. 7th St	Philadelphia	PA	19148	Food Pantry/Cupboard
St. Paul's Episcopal Church	2611 S. Broad St	Philadelphia	PA	19148	Food Pantry/Cupboard
United Com'ty Houston	2029 S. 8th St	Philadelphia	PA	19148	Food Pantry/Cupboard
Renew In Christ Ministry	1734 South 5th Street	Philadelphia	PA	19148	Food Pantry/Cupboard
ALDI Philadelphia, PA	2603 S. Front Street	Philadelphia	PA	19148	Grocery Store
ShopRite of Snyder Plaza	29 Snyder Avenue	Philadelphia	PA	19148	Grocery Store
Super Fresh	1851 South Columbus Boulevard	Philadelphia	PA	19148	Grocery Store
Oxford Circle	900 East Howell St	Philadelphia	PA	19149	Farmers Market/Farm Stand
Dutch Country Farmers Market	2031 Cottman Avenue	Philadelphia	PA	19149	Farmers Market/Farm Stand
Temple Shalom Mitzvah	Large St. & Roosevelt Blvd.	Philadelphia	PA	19149	Food Pantry/Cupboard

ACME	6601 Roosevelt Blvd	Philadelphia	PA	19149	Grocery Store
Wadsworth	1555 Wadsworth Ave	Philadelphia	PA	19150	Farmers Market/Farm Stand
GROWING FOR GOOD	1552 WADSWORTH AVE	Philadelphia	PA	19150	Farmers Market/Farm Stand
Remmanil Church	7710-12 Ogontz Avenue	Philadelphia	PA	19150	Food Pantry/Cupboard
Phila Deliverance Taber. Church	7501 Ogontz Ave	Philadelphia	PA	19150	Food Pantry/Cupboard
ShopRite of Cheltenham Square	2385 W Cheltenham Avenue	Philadelphia	PA	19150	Grocery Store
Overbrook Farms	6376 City Ave	Philadelphia	PA	19151	Farmers Market/Farm Stand
St. Rose of Lima Church	1535 N. 59th Street	Philadelphia	PA	19151	Food Pantry/Cupboard
Asian American Com'ty Center	6218 Woodbine Ave	Philadelphia	PA	19151	Food Pantry/Cupboard
Calvin Presbyterian Church	1401 N. 60th St.	Philadelphia	PA	19151	Food Pantry/Cupboard
Children of the Light Mission	734 North 63rd St.	Philadelphia	PA	19151	Food Pantry/Cupboard
St. Barnabas Mission	6400 Haverford Ave.	Philadelphia	PA	19151	Food Pantry/Cupboard
Good Samaritan Baptist Church	6148 Lansdowne Ave.	Philadelphia	PA	19151	Food Pantry/Cupboard
ShopRite of Haverford	6710 Haverford	Philadelphia	PA	19151	Grocery Store
Northeast WIC Office	8570 Bustleton Avenue	Philadelphia	PA	19152	WIC office
New World Association	2218 Glendale Ave	Philadelphia	PA	19152	Food Pantry/Cupboard
ACME	8200 Roosevelt Blvd	Philadelphia	PA	19152	Grocery Store
Eastwick United Methodist Church	8321 Lindbergh Blvd.	Philadelphia	PA	19153	Food Pantry/Cupboard
ShopRite of Island Avenue	2946 Island Avenue	Philadelphia	PA	19153	Grocery Store
Holy Redeemer	12265 Townsend Rd	Philadelphia		19154	Food Pantry/Cupboard