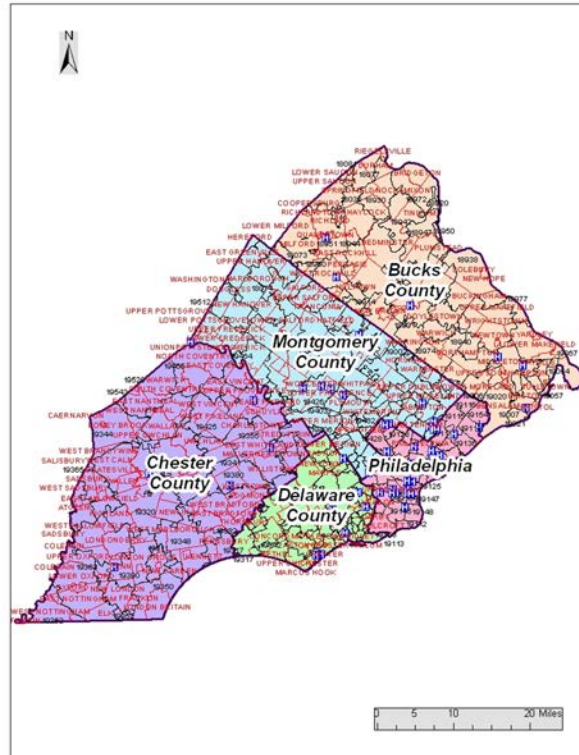




## THE CHILDREN'S HOSPITAL OF PHILADELPHIA COMMUNITY HEALTH NEEDS ASSESSMENT



PREPARED FOR:  
**THE CHILDREN'S HOSPITAL OF PHILADELPHIA  
(CHOP)**

PREPARED BY:  
**PUBLIC HEALTH MANAGEMENT CORPORATION**  
260 SOUTH BROAD STREET, 18<sup>TH</sup> FLOOR  
PHILADELPHIA, PA 19102

**JUNE 2013**



---

**TABLE OF CONTENTS**

---

**I. INTRODUCTION** ..... 1

PURPOSE AND METHODOLOGY ..... 1

COMMUNITY DEFINITION ..... 5

COMMUNITY DEMOGRAPHICS ..... 8

EXISTING HEALTH CARE RESOURCES ..... 13

**II. NEEDS ASSESSMENT PROCESS AND METHODS** ..... 14

DATA ACQUISITION AND ANALYSIS ..... 14

COMMUNITY REPRESENTATIVES ..... 16

INFORMATION GAPS ..... 16

**III. FINDINGS** ..... 17

HEALTH NEEDS OF THE COMMUNITY ..... 17

HEALTH NEEDS OF SPECIAL POPULATIONS ..... 38

**IV. UNMET COMMUNITY HEALTH NEEDS** ..... 40

UNMET NEEDS AND IDENTIFICATION PROCESS ..... 40

**APPENDICES**

- APPENDIX A: COMMUNITY MEETING ATTENDEES
- APPENDIX B: CENSUS TABLES
- APPENDIX C: VITAL STATISTICS TABLES
- APPENDIX D: HOUSEHOLD HEALTH SURVEY TABLES
- APPENDIX E: ASSET MAPS
- APPENDIX F: CHOP CARE NETWORK MAP



---

## I. INTRODUCTION

---

### **PURPOSE AND METHODOLOGY**

This report summarizes the results of an assessment of the health status and health care needs of residents of The Children’s Hospital of Philadelphia (CHOP) service area. The needs assessment was conducted by Public Health Management Corporation, a private non-profit public health institute. The purpose of the needs assessment is to identify and prioritize community health needs so that the hospital can develop strategies and implementation plans that benefit the public as well as satisfy the requirements of the Affordable Care Act.

This introduction includes a definition of the community assessed in the report, the demographic and socioeconomic characteristics of the residents, and the existing health care resources followed by II. Needs Assessment Process and Methods; III. Findings; and IV. Unmet Community Health Needs. Tables, maps, and a list of community members who participated in the needs assessment are included in the Appendices.

Quantitative information from the U.S. Census, Pennsylvania Department of Health vital statistics, and the Southeastern Pennsylvania Household Health Survey was analyzed for the hospital’s service area using the Statistical Program for Social Sciences (SPSS). Frequency distributions were produced for variables for multiple years of data so trends over time could be identified and described. The unmet health care needs for this service area were identified and prioritized by comparing the health status, access to care, health behaviors, and utilization of services for residents of the service area to results for the county and state and the Healthy People 2020 goals for the nation. In addition, for Household Health Survey measures, tests of significance were conducted to identify and prioritize unmet needs.

PHMC also collaborated with the participating hospitals to identify individuals living and/or working in the communities in the hospitals’ service areas who could provide input to the needs assessment as community members, public health experts, and as leaders or persons with knowledge of underserved racial minorities, low income residents, and/or the chronically ill. (For a list of the names, titles, organizations, and area of expertise of community meeting participants, see Appendix A). The participating hospitals and PHMC worked together to obtain meeting venues, contact potential participants, and encourage attendance. Meeting participants were not compensated. Input from the community meeting participants, including county and local health department officials and public health experts, was used to further identify and prioritize unmet needs, local problems with access to care, and populations with special health care needs.

Qualitative information from the community meetings was analyzed by identifying and coding themes common to participants, and also themes that were unique. The resulting analysis was organized into major topic areas related to health status, access to care, special population needs, unmet needs, and health care priorities.

### **PUBLIC HEALTH MANAGEMENT CORPORATION QUALIFICATIONS**

Public Health Management Corporation (PHMC) is a 501(c)(3) non-profit corporation that was founded in 1972 to address problems in the organization and delivery of health and social services. PHMC is a



nonprofit public health institute that creates and sustains healthier communities and envisions a healthy community for all. PHMC uses best practices to improve community health through direct service, partnership, innovation, policy, research, technical assistance, and a prepared workforce.

PHMC's Research and Evaluation Group (REG) was uniquely qualified to provide comprehensive CHNA services to DVHC's not-for-profit member hospitals and facilities. It is the only public health institute in Pennsylvania, has many years' experience collaborating with health care stakeholders, and can facilitate the participation of these diverse groups as required by the ACA. PHMC staff are public health experts who have conducted many CHNAs over the past twenty years for hospitals, health departments, foundations, and other non-profits.

A list of community and population assessments PHMC has completed includes:

- Philadelphia Health Care Trust Needs Assessment, 2011
- School District of Philadelphia Head Start Needs Assessment, 2010
- Jewish Federation of Greater Philadelphia Older Adult Needs Assessment, 2010
- Main Line Area Older Adults Needs Assessment, 2010
- William Penn Foundation Youth Development Initiative Population Studies, 2006, 2008, 2010
- National Nursing Centers Consortium Northeast Philadelphia Needs Assessment, 2009
- Latino Youth Needs Assessment, 2009
- National Children's Study Montgomery County Vanguard Center Needs Assessment, 2008
- Planned Parenthood of Bucks County LGBTQ Needs Assessment, 2007
- Project HOME North Philadelphia Needs Assessment, 2006
- The Children's Hospital of Philadelphia Early Head Start Needs Assessment, 2003 and 2006
- Philadelphia Corporation for Aging Older Adults Needs Assessment, 2004
- North Penn (Montco) Community Health Special Populations Needs Assessment, 2003
- North Penn (Montco) Community Health Needs Assessment, 2002
- Brandywine Health Foundation Community Needs Assessment, 2002
- Philadelphia Chinatown Health Needs Assessment, 2001
- Philadelphia Latino Community Health Needs Assessment, 2001
- Burlington County, NJ Homeless Veterans Needs Assessment, 2001
- Phoenixville Community Health Foundation Special Populations Needs Assessment, 2000
- American Red Cross (SEPA Chapter) Needs and Impact Assessments, 1999
- Berwick, Pennsylvania Community Health Needs Assessment, 1999
- East Parkside Needs Assessment, 1999
- Phoenixville Community Health Foundation Needs Assessment, 1999
- City of Philadelphia Office of Housing and Community Development Elderly Housing Needs Assessment, 1997
- Presbyterian Foundation Assisted Living Assessment of West Philadelphia, 1997
- Five County (NJ) Elderly Health Needs Assessment, 1997
- Suburban Camden County Health Needs Assessment, 1997
- Bucks County Community Health Needs Assessment - Quantitative Analysis, 1994; Update, 1997
- Cumberland, Gloucester, and Salem Counties Health Needs Assessments, 1996
- Presbyterian Foundation Assisted Living Assessment of South and North Philadelphia, 1996
- Montgomery County Health Department Maternal and Child Health Needs Assessment - quantitative data analysis, 1996
- Haddington Area Needs Assessment, 1996



- Partnership for Community Health in the Lehigh Valley - implementation phase, 1996
- Delaware Valley Health Care Council Regional Health Profile, 1996
- City of Camden Needs Assessment, 1996
- Paoli Memorial Hospital Needs Assessment, 1994
- Northeast Philadelphia Partnership for a Healthier Community - qualitative data analysis, 1994
- Misericordia Hospital Community Health Needs Assessment - 1993
- Crozer-Keystone Health System, Delaware County Needs Assessment - quantitative data analysis, 1993
- Chester County Title V Maternal and Child Health Needs Assessment - 1993
- Chester County Maternal and Child Health Consortium Needs Assessment 1993
- Bucks County Title V Maternal and Child Health Needs Assessment - 1993

PHMC's CHNA qualifications also include the Southeastern Pennsylvania Community Health Data Base ([www.CHDBdata.org](http://www.CHDBdata.org)), which provides an unmatched set of information on local community health needs that can be used to develop focused findings supported by reliable data. These data can also be used in developing priorities and rationales for strategic plans that are ACA compliant.

The biennial SEPA Household Health Survey collects information on more than 13,000 residents (children, adults, and seniors) living in the five-county SEPA region. The survey is the longest running community health survey in the United States, as well as the largest regional surveys of its kind. REG staff Francine Axler and Lisa R. Kleiner are the co-directors of the community health needs assessment.

**Francine Axler, Senior Research Associate.** Since 1989, Francine has been actively involved in the field of public health and health promotion, specifically in the collection and dissemination of health status, health behaviors, and utilization of health services data for residents of Southeastern Pennsylvania. Francine is particularly focused on teaching health and human service providers how to utilize community level health data to develop needed, effective and targeted health promotion programs for vulnerable populations. Francine directs PHMC's Community Health Data Base. She has a degree in sociology and a graduate degree in public health education.

**Lisa Kleiner, Senior Research Associate.** For the past twenty-five years, Lisa has worked on a broad range of evaluation, research, and technical assistance projects. Lisa has conducted and coordinated over 25 population and community needs assessments focusing on older adults, racial/cultural minorities, persons with behavioral health needs, homeless families, maternal and child health and other at-risk groups and communities. In addition to this expertise, Lisa has provided training and technical assistance to over 200 organizations to enable them to build their capacity to define and measure program outcomes and impact, tailoring the technical assistance to the specific needs of the organization and staff. Lisa has a law degree and a graduate degree in social work.

#### Collaborative Process

In February 2011, Delaware Valley Healthcare Council of HAP (DVHC), the membership association for hospitals in the five-county region of Southeastern Pennsylvania, established a Community Health Needs Assessment Workgroup to assist hospitals in:

- Understanding Affordable Care Act (ACA) requirements and Internal Revenue Service guidance around community health needs assessments.



- Identifying the best resources, tools, and services for conducting needs assessments.

The Workgroup consisted of representatives from the following collaborating hospitals, health systems, and organizations:

<b>Collaborating Organizations</b>
Abington Health
Aria Health
Bucks County Health Improvement Partnership
The Children's Hospital of Philadelphia
Crozer-Keystone Health System
Einstein Healthcare Network
Holy Redeemer
Jefferson Health System
Magee Rehabilitation Hospital
Main Line Health
Mercy Health System of SEPA
Penn Medicine (UPHS)
St. Mary Medical Center
Temple University Health System

The 24-member workgroup included representatives from 13 hospitals and health systems representing 35 (70 percent) of 48 DVHC-member not-for-profit hospital facilities in Bucks, Chester, Delaware, Montgomery, and Philadelphia Counties. The group held a series of meetings to review ACA requirements with policy experts from the American Hospital Association and consider the types of resources that might be needed to conduct needs assessments.

Under the workgroup’s guidance, DVHC developed a scope of work to define the research services and other resources which hospitals might need to assist them in conducting community health needs assessments. Based on the scope of work, DVHC issued a request for proposal to identify highly qualified research partners who could support hospitals in conducting needs assessments.

After a rigorous evaluation process that included extensive input from workgroup members, Public Health Management Corporation (PHMC) was selected as the most appropriate research partner. PHMC’s selection was due in part to their Community Health Data Base’s in-depth, zip-code-level health information for the five-county region. In addition, many hospitals are familiar with this resource and are or have been database subscribers.

With direction and guidance from the workgroup, DVHC and PHMC then collaborated to develop the overall approach to conducting needs assessments for hospitals wishing to participate in the program. Twenty-seven DVHC member facilities participated in the program, as listed below.



- Abington Memorial Hospital
- Lansdale Hospital
- The Children's Hospital of Philadelphia
- Crozer-Chester Medical Center
- Delaware County Memorial Hospital
- Springfield Hospital
- Taylor Hospital
- Doylestown Hospital
- Eagleville Hospital
- Einstein Medical Center Philadelphia
- Einstein Medical Center Elkins Park
- Einstein Medical Center Montgomery
- MossRehab
- Belmont Behavioral Health Center for Comprehensive Treatment
- Grand View Hospital
- Holy Redeemer Hospital
- Mercy Fitzgerald Hospital
- Mercy Philadelphia Hospital
- Mercy Suburban Hospital
- Nazareth Hospital
- St. Mary Medical Center
- Temple University Hospital
- Jeanes Hospital
- Fox Chase Cancer Center
- Episcopal Hospital
- Hospital of the University of Pennsylvania
- Pennsylvania Hospital
- Penn Presbyterian Medical Center

### **COMMUNITY DEFINITION**

The Children's Hospital of Philadelphia is located in Philadelphia, Pennsylvania. The hospital's service area (2010 Pop. **3,998,000**<sup>1</sup>) was defined as the community for the purposes of this assessment. The service area includes the following ZIP codes from Bucks, Chester, Delaware, Montgomery, and Philadelphia Counties:

---

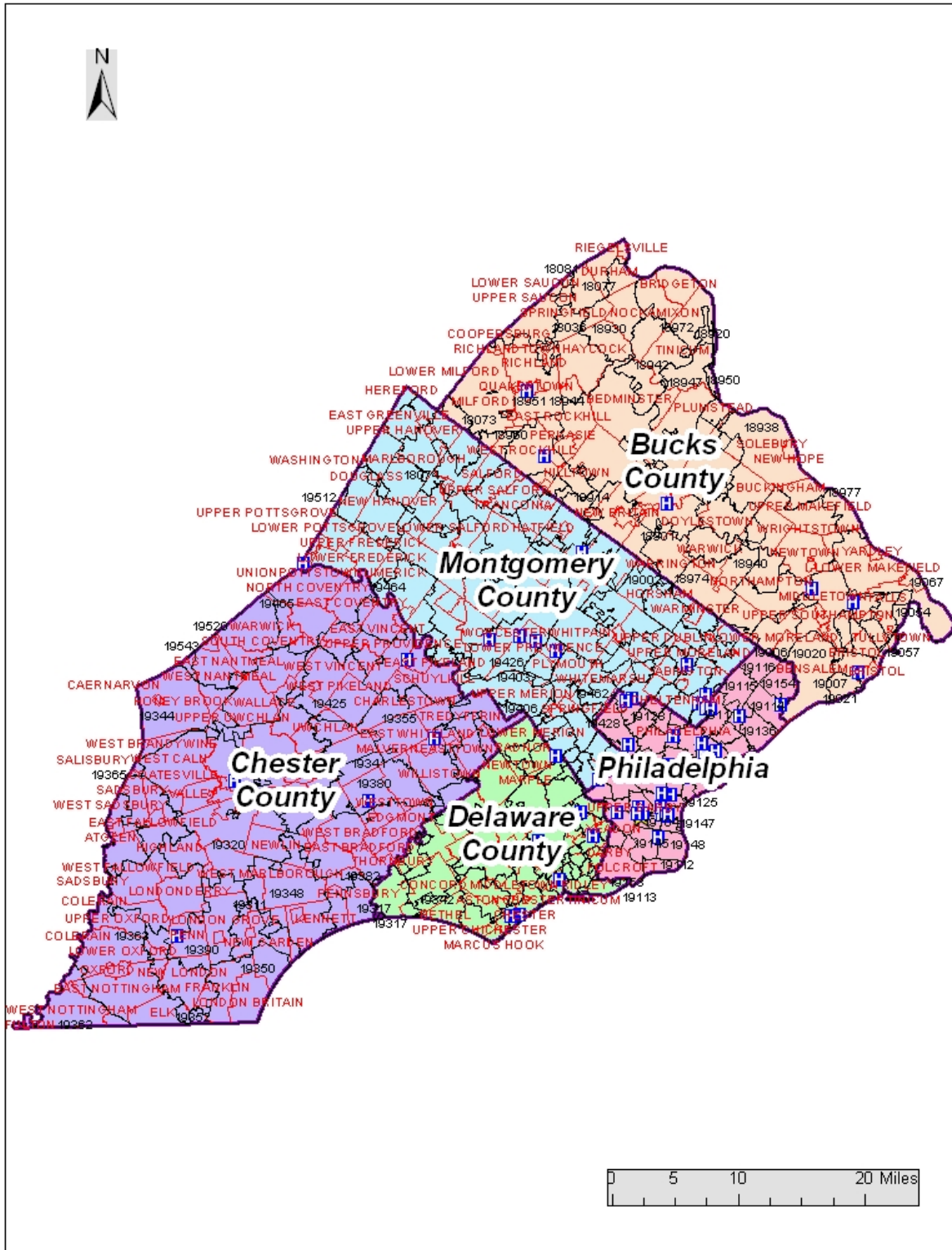
<sup>1</sup> Source: Nielsen-Claritas Pop-Facts Database and 2010 U.S. Census.



**The Children's Hospital of Philadelphia Service Area**

18039, 18041, 18054, 18070, 18073, 18074, 18076, 18077, 18081, 18084, 18901, 18902, 18910, 18911, 18912, 18913, 18914, 18915, 18916, 18917, 18918, 18920, 18921, 18922, 18923, 18924, 18925, 18926, 18927, 18928, 18929, 18930, 18931, 18932, 18933, 18934, 18935, 18936, 18938, 18940, 18942, 18943, 18944, 18946, 18947, 18949, 18950, 18951, 18953, 18954, 18955, 18956, 18957, 18958, 18960, 18962, 18963, 18964, 18966, 18968, 18969, 18970, 18971, 18972, 18974, 18976, 18977, 18979, 18980, 18981, 18991, 19001, 19002, 19003, 19004, 19006, 19007, 19008, 19009, 19010, 19012, 19013, 19014, 19015, 19016, 19017, 19018, 19019, 19020, 19021, 19022, 19023, 19025, 19026, 19027, 19028, 19029, 19030, 19031, 19032, 19033, 19034, 19035, 19036, 19037, 19038, 19039, 19040, 19041, 19043, 19044, 19046, 19047, 19048, 19049, 19050, 19052, 19053, 19054, 19055, 19056, 19057, 19058, 19059, 19061, 19063, 19064, 19065, 19066, 19067, 19070, 19072, 19073, 19074, 19075, 19076, 19078, 19079, 19080, 19081, 19082, 19083, 19085, 19086, 19087, 19088, 19089, 19090, 19091, 19092, 19093, 19094, 19095, 19096, 19098, 19099, 19100, 19101, 19102, 19103, 19104, 19105, 19106, 19107, 19108, 19109, 19110, 19111, 19112, 19113, 19114, 19115, 19116, 19118, 19119, 19120, 19121, 19122, 19123, 19124, 19125, 19126, 19127, 19128, 19129, 19130, 19131, 19132, 19133, 19134, 19135, 19136, 19137, 19138, 19139, 19140, 19141, 19142, 19143, 19144, 19145, 19146, 19147, 19148, 19149, 19150, 19151, 19152, 19153, 19154, 19155, 19160, 19161, 19162, 19170, 19171, 19172, 19173, 19175, 19176, 19177, 19178, 19179, 19181, 19182, 19183, 19184, 19185, 19187, 19188, 19191, 19192, 19193, 19194, 19195, 19196, 19197, 19244, 19255, 19301, 19310, 19311, 19312, 19316, 19317, 19318, 19319, 19320, 19330, 19331, 19333, 19335, 19339, 19340, 19341, 19342, 19343, 19344, 19345, 19346, 19347, 19348, 19350, 19351, 19352, 19353, 19354, 19355, 19357, 19358, 19360, 19362, 19363, 19365, 19366, 19367, 19369, 19371, 19372, 19373, 19374, 19375, 19376, 19380, 19381, 19382, 19383, 19390, 19395, 19397, 19398, 19399, 19401, 19403, 19404, 19405, 19406, 19407, 19408, 19409, 19415, 19420, 19421, 19422, 19423, 19424, 19425, 19426, 19428, 19429, 19430, 19432, 19435, 19436, 19437, 19438, 19440, 19441, 19442, 19443, 19444, 19446, 19450, 19451, 19453, 19454, 19455, 19456, 19457, 19460, 19462, 19464, 19465, 19468, 19470, 19472, 19473, 19474, 19475, 19477, 19478, 19480, 19481, 19482, 19483, 19484, 19485, 19486, 19487, 19488, 19489, 19490, 19492, 19493, 19494, 19495, 19496, 19520, 19525







## COMMUNITY DEMOGRAPHICS

This report includes a description of demographic and socioeconomic characteristics of the residents of The Children’s Hospital of Philadelphia (CHOP) service area, as these characteristics are strong indicators of access to health care and good health. Please see Appendix B for all Census data and tables.

### Population Size

The total population of **CHOP’s service area increased to approximately 3,998,000 residents in 2010 from 3,840,300 residents in 2000.**

- The service area’s population is estimated to continue increasing in 2013 (to 4,044,200 residents) and 2018 (to 4,110,000 residents).

### *Demographic Characteristics*

#### Age

In the CHOP service area, **nearly one-quarter of residents are between the ages of 0-17 (23%), nearly four in ten are 18-44 (37%), more than one-quarter are 45-64 (27%), and 14% are 65 or older.**

- When comparing to 2000, the service area saw a **decrease in the percentage of residents age 45-64.**
- The age breakdown of the service area is comparable to that of Pennsylvania as a whole.
  - For instance, approximately one-quarter of residents are between the ages of 0-17 in Philadelphia, Bucks, Chester, Delaware, and Montgomery Counties.

#### Gender

**Approximately 48% of the service area’s population is male and 52% is female;** these percentages are projected to remain static through 2018 and are comparable to the gender breakdown of Pennsylvania overall.

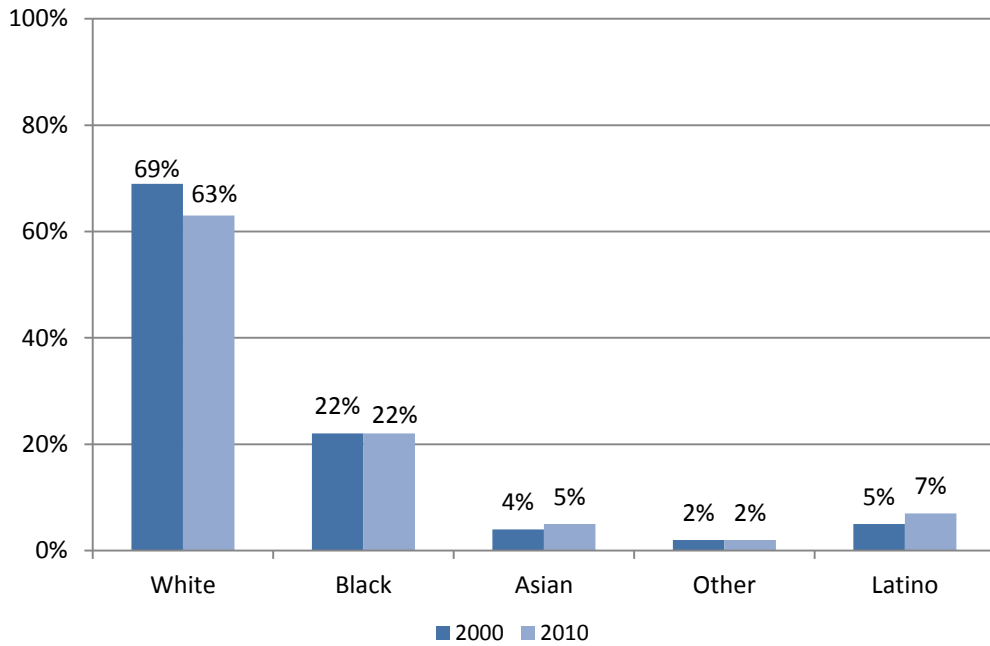
#### Race/Ethnicity

In CHOP’s service area, **more than six in ten residents identify as White (63%), more than one-fifth identify as Black (22%), 8% identify as Latino, 5% identify as Asian, and 2% identify as an “other” race/ethnicity.**

- The service area saw some changes in the racial/ethnic identity of its population from 2000 with slight increases in the non-White population. (Figure 1)
- Overall, the service area has a higher percentage of Black and Latino residents and lower percentage of White residents when compared to the state. (Figure 2)
- Philadelphia County in particular has the highest percentage of Black residents when compared to Delaware, Montgomery, Chester, and Bucks Counties.

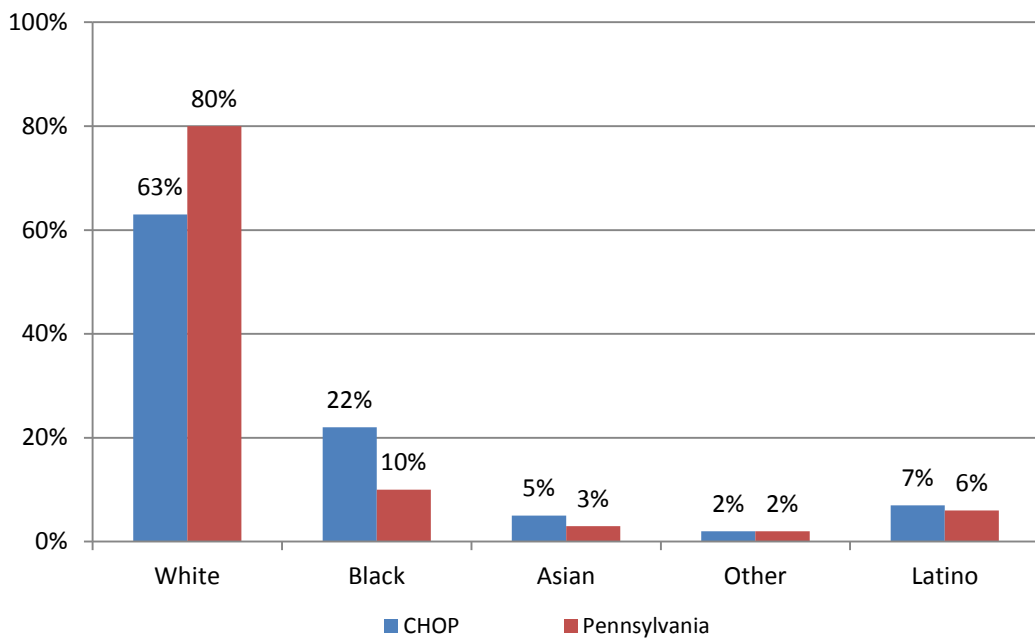


**Figure 1. Race/Ethnicity, 2000 and 2010**



Source: Nielsen-Claritas Pop-Facts Database and 2010 U.S. Census.

**Figure 2. Race/Ethnicity Comparison, 2010**



Source: Nielsen-Claritas Pop-Facts Database and 2010 U.S. Census



### *Latino Origin*

**Approximately 8% of residents in CHOP’s service area identify as Latino, a slight increase from 2000 (5%).**

- Of service area residents, 1% or fewer of residents identify as Cuban, Mexican, and of an “other” Latino origin, while the Puerto Rican population has increased from 3% to 4%.
- The Latino population in the service area is estimated to increase slightly through 2018.
- The breakdown of specific origin among the Latino population in the service area is largely comparable to that of Pennsylvania, although the percentage of residents identifying as Puerto Rican is slightly higher in the service area than in the state.

### *Asian Origin*

In CHOP’s service area, **approximately 5% of residents identify as Asian.**

- Of service area residents, 1% or fewer of residents identify as Indian, Cambodian, Chinese, Filipino, Japanese, Korean, Vietnamese, and of “other” Asian origin.
- Population percentages of residents of Asian origin are comparable between CHOP’s service area and the commonwealth of Pennsylvania as a whole.

### Language Spoken at Home

**The majority of residents in CHOP’s service area speak English at home (86%),** while 5% speak Spanish, 3% speak an Asian language, and 6% speak an “other” language.

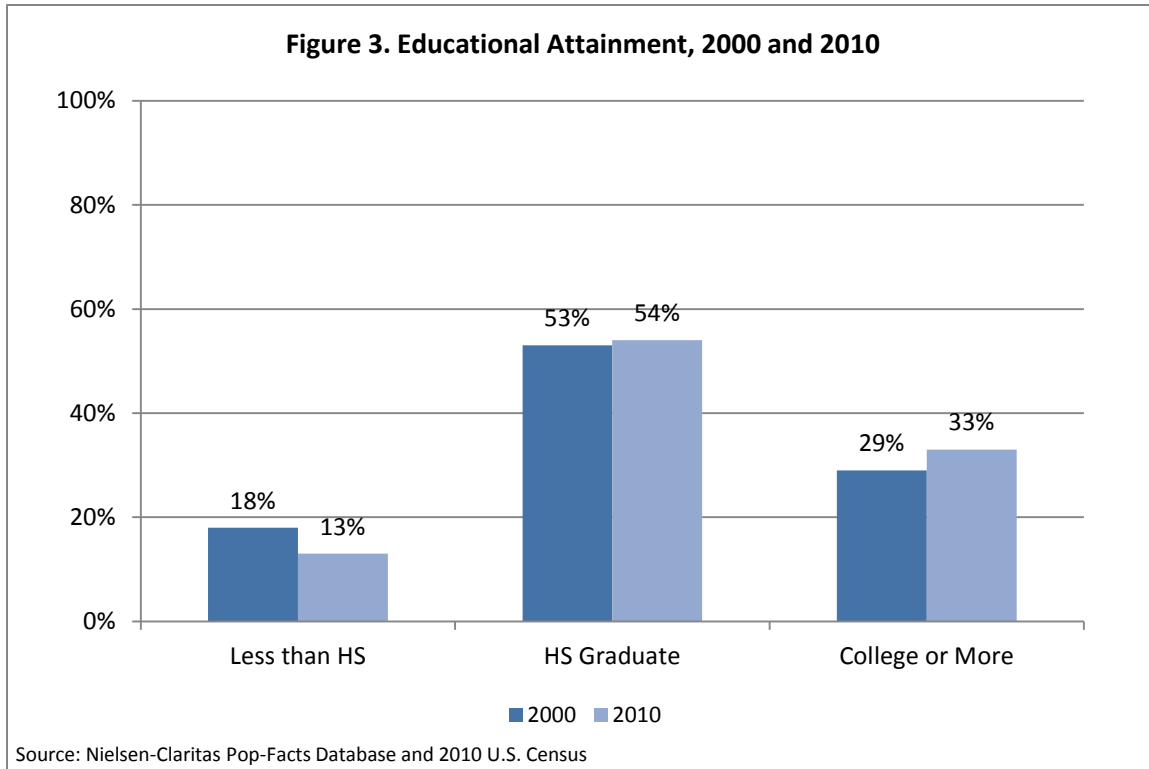
- The distribution of languages spoken in the home among residents in the service area largely reflects the languages spoken in the state, however, Philadelphia County has a particularly high percentage of residents who speak Spanish at home.

### ***Socioeconomic Indicators***

#### Education

**Approximately 13% of residents of CHOP’s service area have less than a high school degree, more than half have graduated from high school (54%), and one-third have a college degree or more (33%).**

- The service area saw some improvement in educational attainment from 2000. (Figure 3)
- **Educational attainment in the CHOP service area is higher than in Pennsylvania.**
- Within the service area, however, there is great variation: while only 21% of residents in Philadelphia County have a college degree or more, nearly one-half of residents in Chester County (48%) have at least a college degree.



### Employment

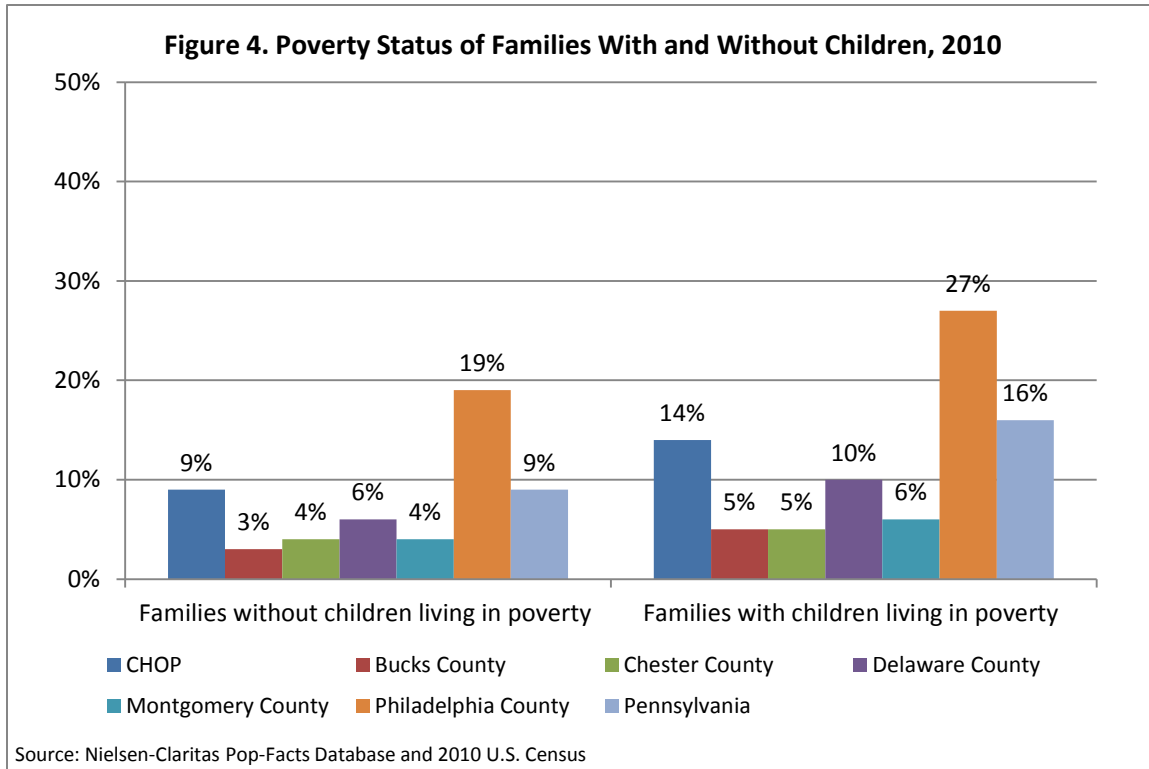
**Approximately 94% of residents in CHOP’s service area are employed and 6% are unemployed.**

- The percentage of those who are unemployed is estimated to rise to 10% in 2013.
- The service area has a higher percentage of employed residents compared to the state.

### Poverty Status

When looking at poverty status, **nearly one-tenth of families without children (9%) and 14% of families with children are living in poverty** in CHOP’s service area.

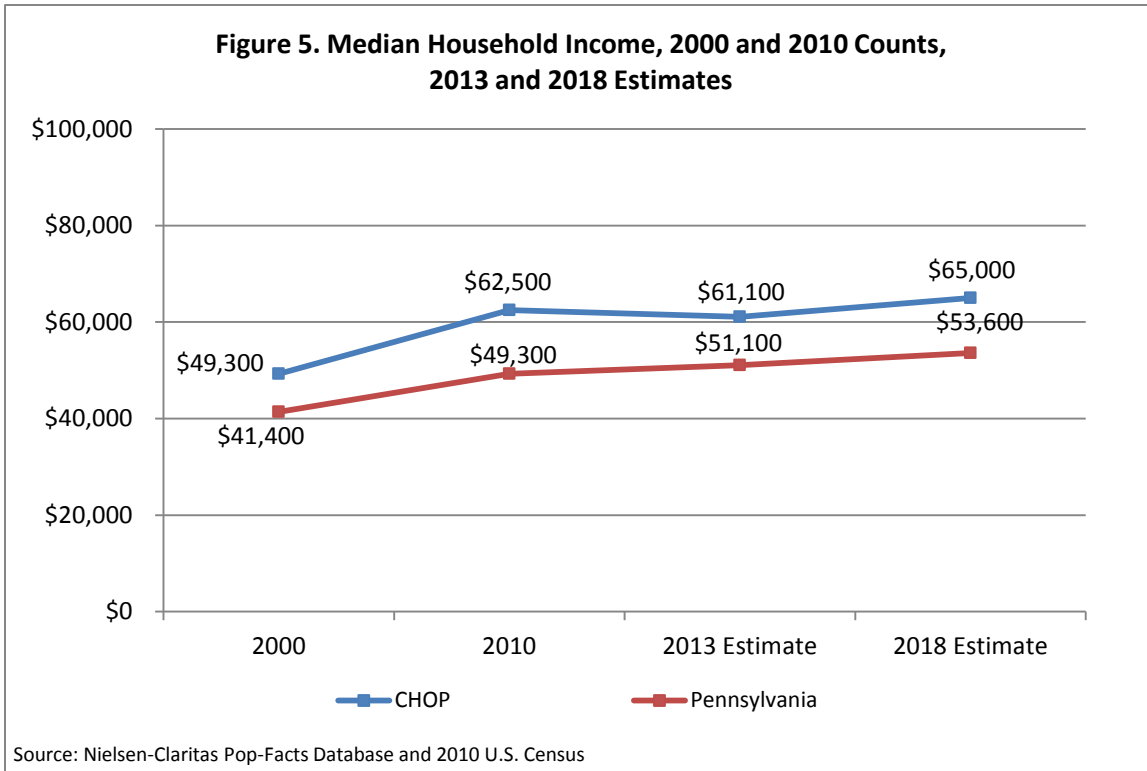
- Both of these percentages increased from 2000 and the percentage of families with children living in poverty is estimated to increase again in 2013.
- The service area has comparable percentages of families who are living in poverty (both families with and without children) when compared to Pennsylvania.
- However, within the service area itself, Philadelphia County has particularly high percentages of families living in poverty, both those with children and those without. (Figure 4)



Median Household Income

**The 2000 median household income in the service area was approximately \$49,300, which increased to around \$62,500 in 2010.**

- A slight decrease in the median household income is anticipated for 2013 (to \$61,100), followed by an increase in 2018 to \$65,000.
- **The median household income in the CHOP service area is considerably higher than that of Pennsylvania as a whole. (Figure 5)**



Home Ownership

**Approximately one-third of residents of CHOP’s service area rent their home (34%) and two-thirds own their home (66%).**

- The percentage of residents who own their home in the service area is lower than that of the state as a whole.

**EXISTING HEALTH CARE RESOURCES**

The existing health and social services in the service area, and for Southeastern Pennsylvania as a whole, were inventoried for this report. Information on health and social services was obtained by internet searches and from the Yellow Pages. Health services included: acute care general hospitals; inpatient psychiatric hospitals and long-term psychiatric facilities; and rehabilitation hospitals. Skilled and intermediate care nursing facilities were not included. Health services also included community health centers and clinics, urgent care centers, and state, city, and county health department service locations. Existing social services which were inventoried included: food pantries, WIC centers, farmer’s markets, and soup kitchens; community outpatient mental health and mental retardation services; senior services; social work services; homeless and domestic violence shelters; and YMCA’s. These existing health care and social service resources are shown on the CHOP service area maps in Appendix E. Maps of health care and social service resources are included for Bucks, Chester, Delaware, Montgomery, and Philadelphia Counties in Appendix E.



---

## II. NEEDS ASSESSMENT PROCESS AND METHODS

---

The steps in the needs assessment process were: defining the community; identifying existing primary and secondary data and data needs; collecting primary and secondary data; analyzing data; and preparing a written narrative report. The data acquisition and analysis are described in more detail below.

### **DATA ACQUISITION AND ANALYSIS**

Both primary and secondary and quantitative and qualitative data were obtained and analyzed for this needs assessment. Obtaining information from multiple sources, known as triangulation, helps provide context for information and allows researchers to identify results which are consistent across more than one data source.

#### ***Data Sources and Dates***

Quantitative information for this needs assessment was obtained from sources listed below for the most recent years available.

#### **Community Health Needs Assessment Data Sources**

<b>Data Source</b>	<b>Dates</b>
U.S. Census of Population and Housing	2000, 2010
Claritas, Inc. Pop-Facts	2013, 2018
Pennsylvania Department of Health	2005-2008
PHMC Southeastern Pennsylvania Household Health Survey	2010, 2012

#### PHMC Southeastern Pennsylvania Household Health Survey

The 2012 Southeastern Pennsylvania Household Health Survey questionnaire examines health status, utilization of and access to health care among adults and children in the five county area including Bucks, Chester, Delaware, Montgomery and Philadelphia counties. The survey includes many questions which have been administered and tested in national and local health surveys, including items from instruments developed by the following organizations: the National Center for Health Statistics (NCHS) for the National Health Interview Survey (NHIS), The Behavioral Risk Factor Surveillance System (BRFSS), The California Women’s Health Survey, The Social Capital Community Benchmark Survey (Kennedy School of Government, Harvard University) and The Survey on Childhood Obesity (Kaiser Family Foundation/San Jose Mercury News).

The 2012 Household Health Survey was conducted through telephone interviews with people 18 years of age and older living in 10,018 households in Southeastern Pennsylvania. All telephone households within Bucks, Chester, Delaware, Montgomery and Philadelphia counties were eligible to be selected for the sample, as were cell phone users. Households in each of the five counties were selected to guarantee representation from all geographic areas and from all population subgroups. When needed, the interviews were conducted in Spanish. A total of 2,745 interviews were conducted in households with a selected child under the age of 18.





The 2012 Southeastern Pennsylvania Household Health Survey was administered for PHMC by Social Science Research Solutions, Inc. (SSRS), a research firm in Media, Pennsylvania, between May and September 2012. All interviews were administered by telephone. Most households (8,009 total) were contacted on home phones (“landlines”) using a computerized Random Digit Dialing (RDD) methodology so that households with unpublished numbers and residents who had recently moved would be included in the sample. A total of 2,009 cell phone interviews were conducted with adults in the five county area. Cell phone respondents received the same survey questionnaire as landline respondents.

The sample for this study was drawn from all telephone households in the five counties. The final sample of interviews is representative of the population in each of the five counties so that the results can be generalized to the populations of these counties. Within each selected household, the Last Birthday Method was used to select the adult respondent for the interview (with the exception of the cell phone sample). In households with more than one eligible adult, the adult who last had a birthday was selected as the adult respondent. In households with children, the person under age 18 who most recently had a birthday was selected for the child interview. The survey incorporates over-samples of people ages 60-74 and 75 and older to provide a sufficient number of interviews for separate analyses of the responses of people in these subgroups.

#### U.S. Census

This report includes data on the population of The Children's Hospital of Philadelphia service area residents, residents of the five-county SEPA region, and residents the state along with socio-demographic and socioeconomic characteristics for the years 2000, 2010, 2013 and 2018. Data from the 2000 U.S. Census, the 2010 American Community Survey, and the Nielsen-Claritas Pop-Facts Database were also used. The Nielsen-Claritas Pop-Facts Database uses an internal methodology to calculate and project socio-demographic and socioeconomic characteristics for non-census years, relying on the U.S. Census, the Current Population Survey, and the American Community Survey.

#### Vital Statistics

The most recent information on births, birth outcomes, deaths, and reportable diseases and conditions for residents of the hospital service area and SEPA was obtained from the Pennsylvania Department of Health, Bureau of Health Statistics and Research. Four year (2005-2008) annualized average rates for natality and mortality were calculated by PHMC. Mortality rates were age-adjusted using the Direct Method and the 2000 U.S. standard million population. The most recent (2010) morbidity information was also obtained from the state Department of Health, and rates were calculated by PHMC. Morbidity information, including information on HIV and AIDS cases, is not available at the ZIP code level and, therefore, rates are presented for the county only. The denominators for all 2005-2008 vital statistics rates for the county and state were interpolated from the 2000 and 2010 U.S. Census. The number of women ages 15-44 and the number of adolescents ages 10-17 were also interpolated from the 2000 and 2010 U.S. Census.



## **COMMUNITY REPRESENTATIVES**

Information on the health status and health care needs of the residents of CHOP's service area was also collected through community meetings with residents, public health representatives, service providers, and advocates knowledgeable about community health. The meetings were guided by a set of written questions. Meetings were conducted in each county and information gathered from each meeting was incorporated into this report for CHOP. Community leaders, providers, public health representatives, and residents participated. (For a list of participants names, titles, and affiliations, please see Appendix A). The following is a list of the community meetings:

- Abington Area – Abington Public Library, June 4, 2012
- Lansdale Area – Lansdale Hospital, July 6, 2012
- Lower Bucks Area – Middletown Country Club, September 25, 2012
- Chester City Area – St. Luke's Church, August 30, 2012
- Springfield Area – Delaware County Intermediate Unit, September 11, 2012
- Delaware County Area – Upper Darby Township Building, June 1, 2012
- Doylestown Area – Doylestown Hospital, August 21, 2012
- Eagleville Hospital Area – Eagleville Hospital, July 31, 2012
- Bucks County/Grandview Area – Grandview Hospital, July 31, 2012
- Jeanes Hospital Area – Jeanes Hospital, July 6, 2012
- Norristown Area – Norristown Police Athletic League, June 19, 2012
- Center City Philadelphia – Public Health Management Corporation, July 24, 2012
- North/Northwest Philadelphia – The York House, June 26, 2012
- Northeast Philadelphia – Holy Family University, May 30, 2012
- North Philadelphia – Episcopal Hospital, July 16, 2012
- North Philadelphia – Temple University Hospital, July 17 and 18, 2012
- West/Southwest Philadelphia – Boys Latin Charter School, July 10, 2012

## **INFORMATION GAPS**

Quantitative information for socioeconomic and demographic information, vital statistics, and health was available at the ZIP code cluster level for the service area. To fill potential gaps in information, these data were supplemented by detailed information about the service area obtained from community meetings.

The next section, III. Findings, summarizes the results of the needs assessment process.



---

### III. FINDINGS

---

## HEALTH NEEDS OF THE COMMUNITY

### *Health Status*

The health of a community can be assessed by comparing birth outcomes, self-reported health status and health conditions, communicable disease rates, self-reported health concerns and perceptions, and mortality rates to statewide indicators and Healthy People 2020 goals for the nation.

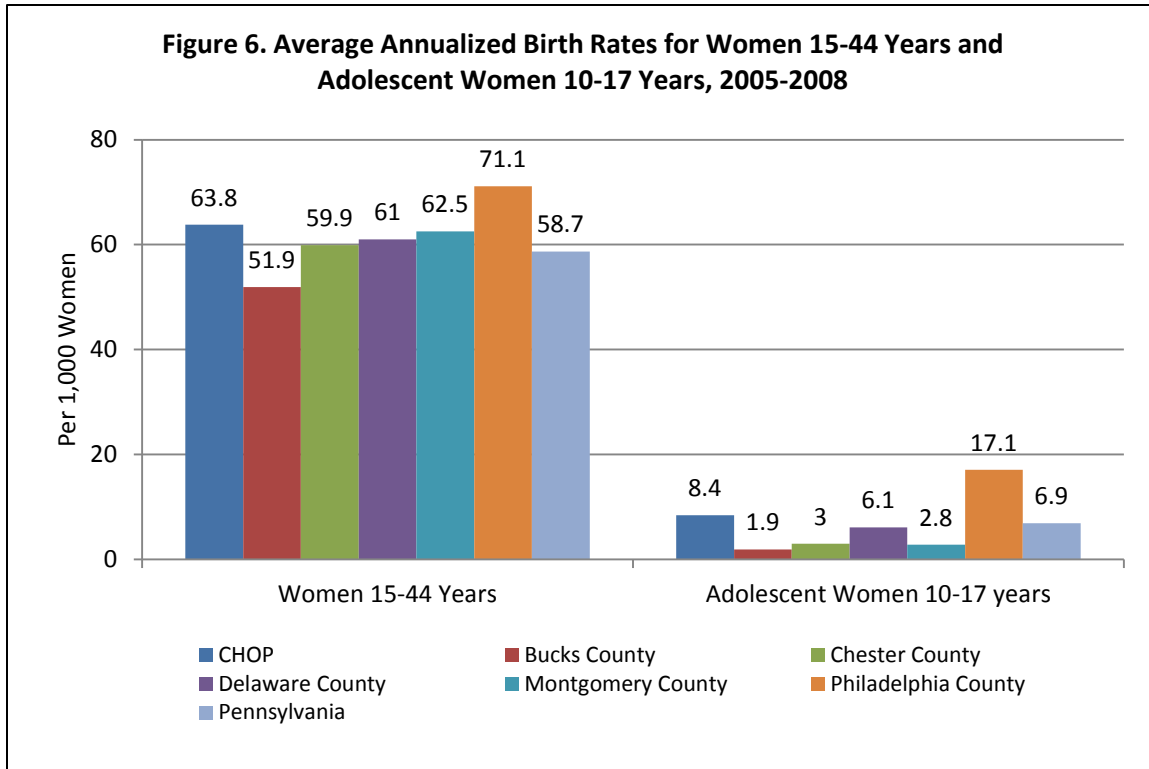
#### Birth Rate

**There is an average of more than 51,000 births annually to women in The Children’s Hospital of Philadelphia (CHOP) service area** (See Appendix C for the Vital Statistics Tables).

- **The birth rate in the service area (63.8 per 1,000 women 15-44 years of age)** is comparable with the Montgomery County rate (62.5), but lower than the Philadelphia County rate (71.1) and higher than the Bucks (51.9), Chester (59.9), and Delaware (61.0) County rates, and the Pennsylvania rate (58.7) (Figure 6).
- **Within the service area, Latina women have the highest birth rate (123.7), while White women have the lowest birth rate (52.9).** Latina women in the service area have a higher birth rate compared to their counterparts in Delaware (118.9), Philadelphia (114.0), and Bucks (110.9) Counties and the state (110.0), but lower than their counterparts in Chester (178.9) and Montgomery (159.6) Counties.

Teenage pregnancy has been associated with a number of negative birth outcomes, including prematurity and low birth weight, making it an important outcome to track.

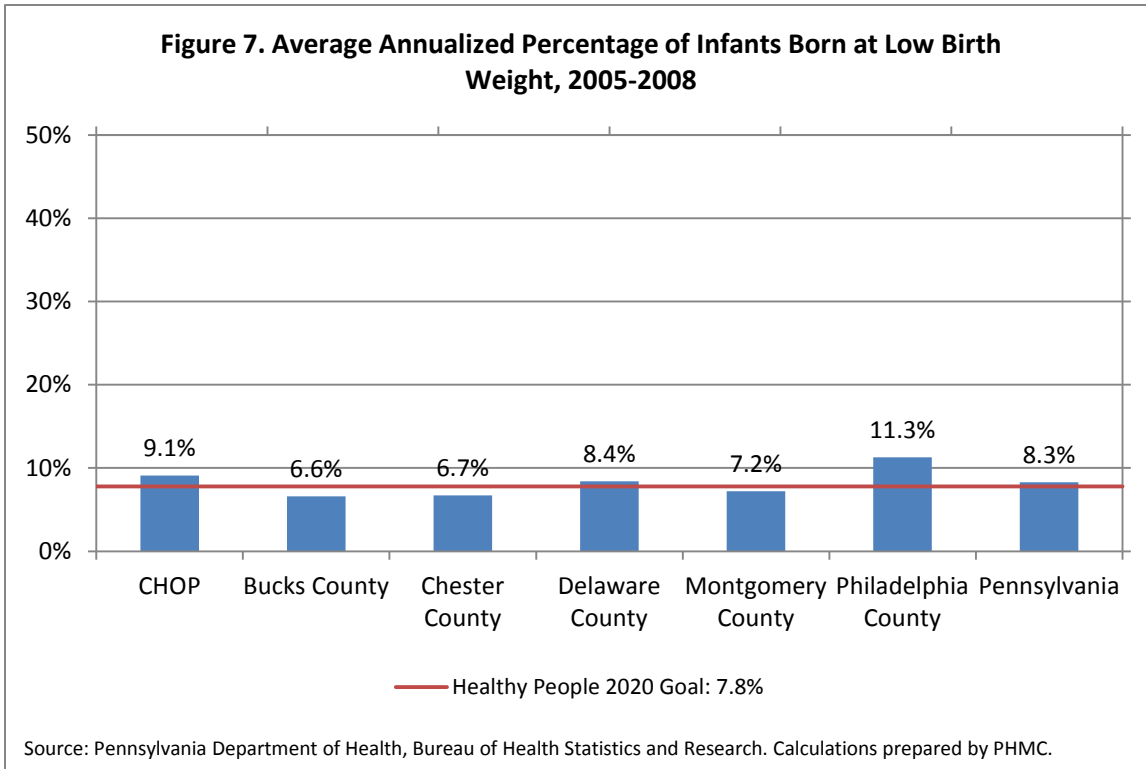
- **In CHOP’s service area, the adolescent birth rate is 8.4 per 1,000 women 10-17 years of age,** which is lower than the Philadelphia County rate (17.1), but higher than the Montgomery County rate (2.8), Bucks County rate (1.9), and Chester County rate (3.0), and generally comparable with the Delaware County rate (6.1) and the state rate (6.9) (Figure 6).
- **Within the service area, the adolescent birth rate is highest for Latina women (28.8) and lowest for White women (2.3).** The Latina adolescent birth rate is more than twice as high in the service area compared with the Latina adolescent birth rate in Bucks County and slightly higher compared with Delaware and Montgomery Counties and the state; however, the Latina adolescent birth rate is slightly lower in the service area compared with Philadelphia County, but comparable with Chester County.



### Low Birth Weight

Low birth weight infants (<2,500 grams or 5lbs 8 ozs.) are at greater risk for dying within the first year of life than infants who are born of normal birth weight.

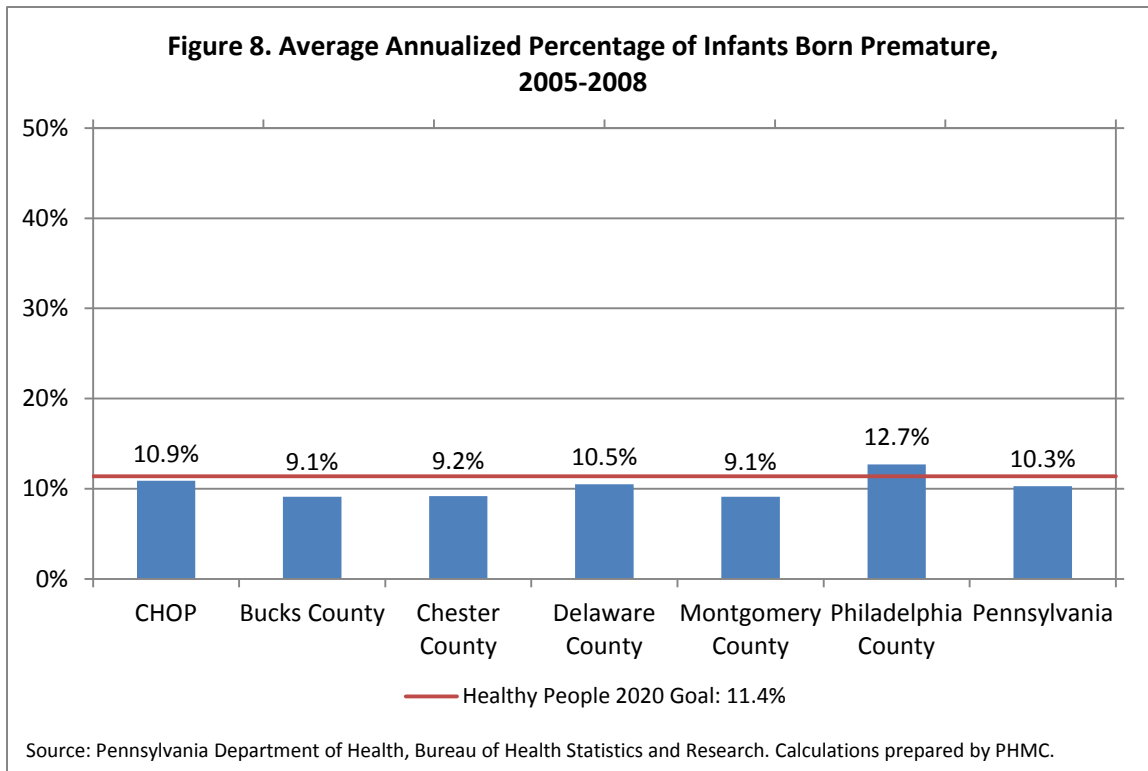
- **In CHOP’s service area, 9.1% of infants are low birth weight.** While there is some variation, this percentage is generally comparable with the five Southeastern Pennsylvania (SEPA) Counties and the state. However, the service area’s percentage of infants born at low birth weight **has not met the Healthy People 2020 target goal (7.8%)** (Figure 7).
- **In the service area, the percentage of low birth weight infants is highest among Black infants (13.7%)** and lowest for White infants (6.7%). In general, the racial and ethnic percentages of infants in the service area who are born at low birth weight are comparable to the five SEPA Counties and the state.



### Preterm Births

Infants who are born prematurely (before 37 weeks of pregnancy) are also at greater risk for dying within the first year of life; in fact, preterm birth is the leading cause of neonatal death (i.e., infants dying within the first four weeks of birth).

- **In CHOP’s service area, 10.9% of infants are born prematurely**, representing nearly 5,500 infant births annually. This percentage is generally comparable with each of the SEPA Counties, and **has met the Healthy People 2020 target goal (11.4%)** (Figure 8).
- **Within CHOP’s service area, Black infants are most likely to be born prematurely (14.7%), while Asian infants are least likely to be born prematurely (7.9%).** In general, the racial and ethnic percentages of infants in the service area who are born prematurely are comparable to infants in the five SEPA Counties and the state.



Infant Mortality Rate

**In the service area, every year an average of 444 infants die before their first birthday, representing an infant mortality rate of 8.7 infant deaths per 1,000 live births.**

- The service area’s infant mortality rate is slightly higher than the Chester (5.6), Montgomery (5.6), and Bucks (4.4) County rates, but is slightly lower than the Philadelphia County rate (12.2), and comparable with the state rate (7.5). However, the service area’s infant mortality rate **has not met the Healthy People 2020 target goal of 6.0 infant deaths per 1,000 live births.**

Self-reported Health Status & Selected Chronic Conditions

*Fair or Poor Health, Asthma & Obesity*

Self-reported health status is one of the best indicators of the population’s health. This measure has consistently shown to correlate very strongly with mortality rates.<sup>2</sup> In The Children’s Hospital of Philadelphia (CHOP) service area, the majority of children (95.4%) are in **excellent, very good or good health** (See Appendix D for Household Health Survey Tables). **However, a sizable percentage (4.6%) of children in the service area is in fair or poor health, representing 42,000 children.**

- Poor children (defined as those living at or below 150% of the Federal Poverty level) in the service area are more likely to be in fair or poor health compared to non-poor children (10.9% versus 2.7%, respectively).

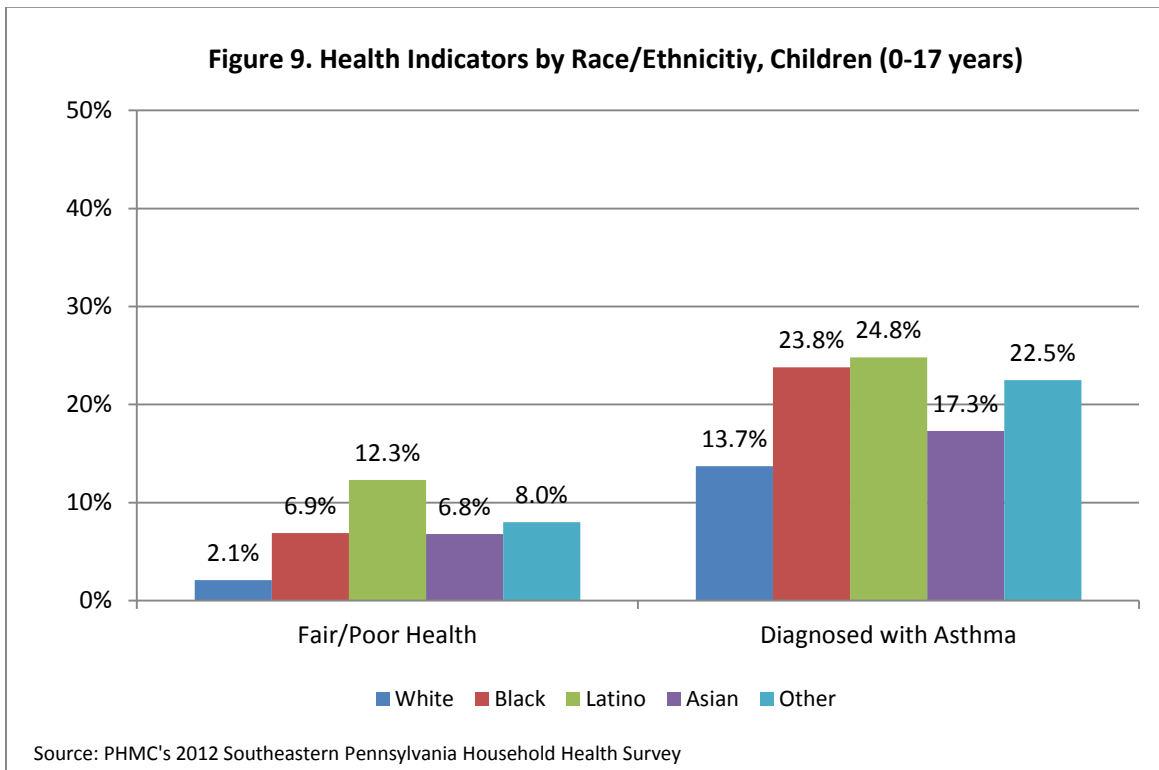
<sup>2</sup> Idler EL, Benyamini Y. Self-Rated Health and Mortality: A Review of Twenty-Seven Community Studies. *Journal of Health and Social Behavior*. 1997; 21-37.



- Latino (12.2%), Asian (6.9%), and Black (6.8%) children are more likely to be in fair or poor health compared to White (2.0%) children. (Figure 9)

Asthma is a common illness that requires ongoing care. In the CHOP service area:

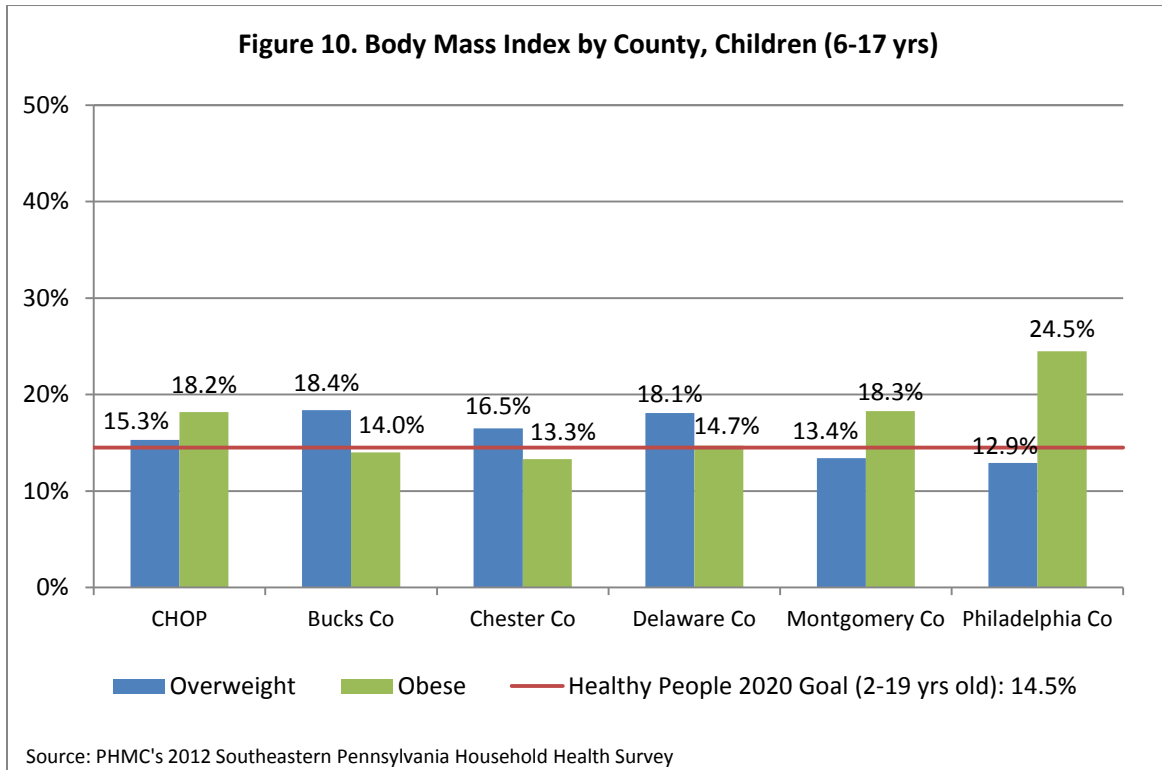
- **Nearly one in five (17.6%) children has asthma;** this percentage represents 161,300 children.
  - The percentage of children with asthma in the service area is lower compared to Philadelphia County (23.6%) but higher compared to Delaware (16.9%), Bucks (16.1%), Chester (13.3%), and Montgomery (12.8%) Counties.
  - Poor children in the service area are more likely to have asthma compared to the non-poor (24.3% versus 15.6%, respectively).
  - Latino (24.9%) and Black (23.9%) children are more likely to have asthma compared to White (13.7%) children. (Figure 9)
  - Older children are more likely to have asthma compared to younger children; one in five children ages 6-12 (21.5%) and children ages 13-17 (21.2%) have asthma compared to one in ten (10.1%) children ages 0-5.



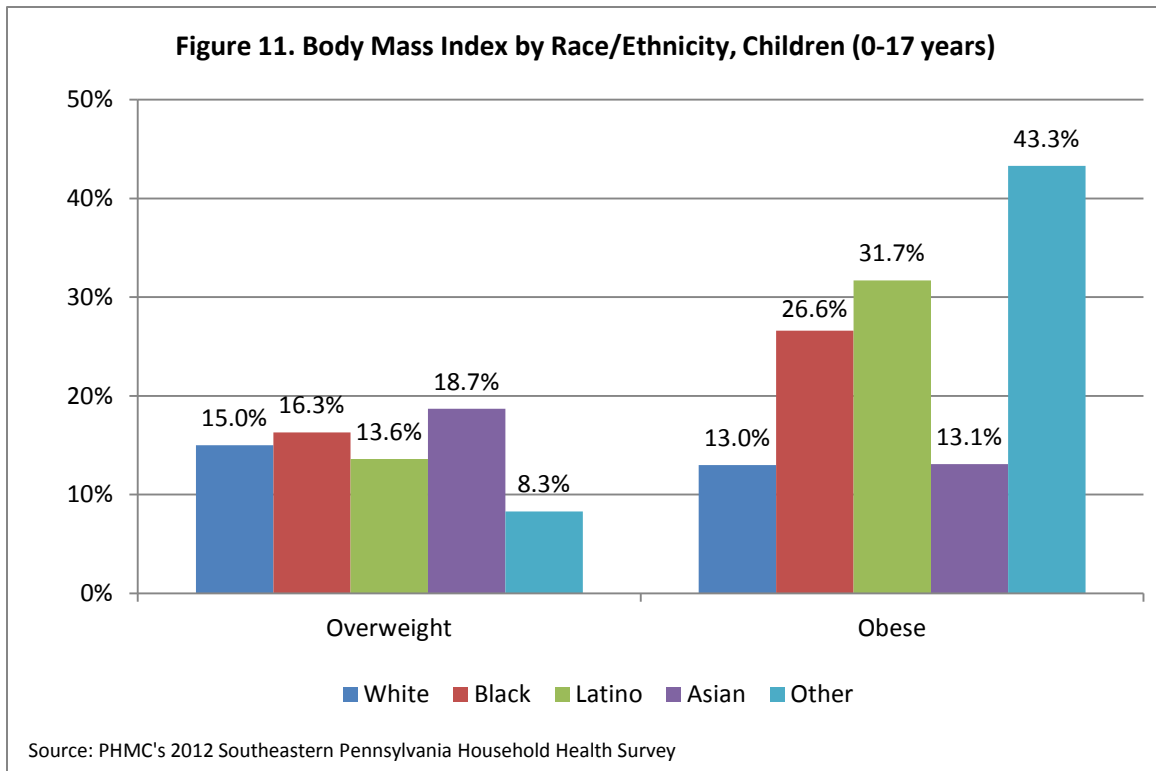
- **Nearly one in five (18.2%) children ages 6-17 in the service area is obese and 15.6% are overweight.** This percentage does not meet the Healthy People 2020 goal for child obesity (ages 2-19 years of age) of 14.5%. (Figure 10)
  - The percentage of children in the service area (18.2%) who are obese is similar to the percentage of obese children in Montgomery (18.3%) County but is higher than for children in Bucks (14.0%), Chester (13.3%), and Delaware (14.7%) Counties. (Figure 10)



- Poor children (31.6%) are more likely to be obese compared to non-poor children (15.0%).
- Children 6-12 years of age (25.4%) are more likely to be obese than are older children ages 13-17 (9.5%).







**Community members mentioned several health conditions impacting children in their community:**

In Montgomery County, community members noted that asthma and allergies, nutritional deficits and obesity related problems are often seen in children in their community. Community members also mentioned:

- Mental health as an unmet need in the county. Community members mentioned that there are a lot of medicated children for a variety of diagnoses. Community members indicated that many parents do not understand what the medications are for and that parents often do not get proper information when deciding to medicate.
- Community members also mentioned that there is a rampant bedbug issue in Norristown. Many parents cannot afford an exterminator and spray lots of chemicals in the home, to which children can be allergic. The health department does not address this issue because bedbugs do not carry communicable diseases.

In Bucks County, community members mentioned that mental health care and substance use treatment are health conditions not being addressed. In particular, community members stated:

- There is a lack of information for health care providers on where and how to refer individuals with mental health issues.
- There is an increase in the number of adolescents using substances and that heroin use recently surpassed alcohol use in young adults, ages 14-25, in the area.
- There is a difficulty in obtaining appointments with child health specialists.



In Delaware County, community members reported that older adults, school-aged children, and children of families experiencing domestic violence are in need of mental health services; furthermore:

- There is a lack of dentists that serve children with disabilities or special needs.
- Darby and Chester community participants discussed how children are consuming unhealthy foods and that they lack physical activity. Community members suggested increased education directed towards families, perhaps through the schools.

In Philadelphia, community members indicated that low reimbursement rates put a strain on existing resources, especially in regards to children’s mental health services.

### Morbidity

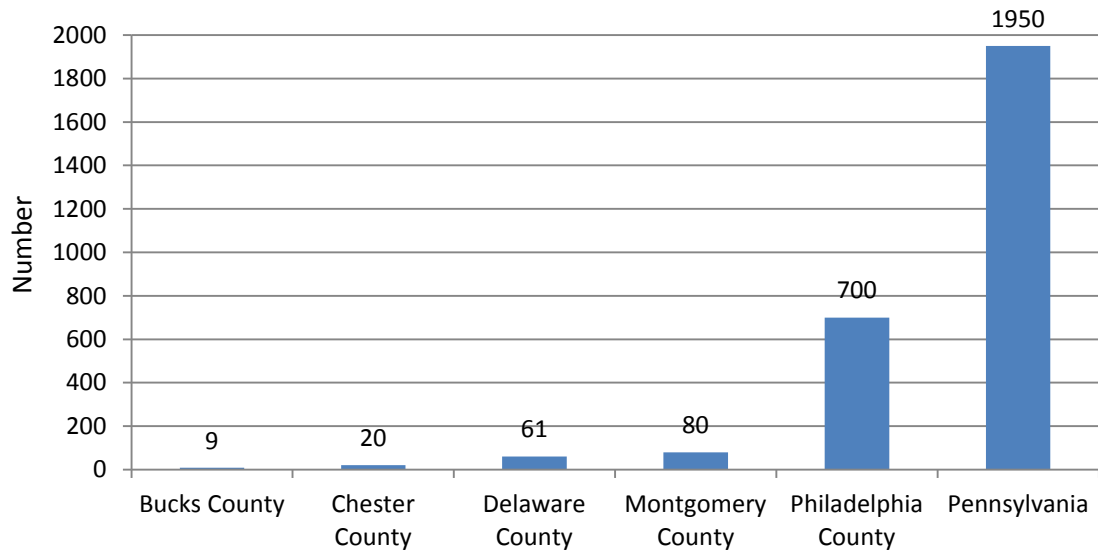
#### *Lead Testing and Elevated Levels*

Exposure to even small amounts of lead can cause cognitive and behavioral problems in infants and young children; and higher levels of lead exposure may result in seizures or death. The Centers for Disease Control and Prevention (CDC) recommend children under the age of seven should be tested for lead exposure, given their rapid growth and development.

- In Pennsylvania, 150,979 children under seven years of age have been tested for lead, of which 1,950 children have been confirmed as having elevated blood lead levels (i.e., greater than 10 ug/dL).
- **The number of children under seven years who have been tested and confirmed as having elevated lead levels varies across the five Southeastern Pennsylvania Counties (Figure 12):**
  - 3,888 children tested, with nine confirmed (Bucks County);
  - 3,119 children tested, and 20 confirmed (Chester County);
  - 7,389 children tested, with 61 confirmed (Delaware County);
  - 7,787 children tested, and 80 confirmed (Montgomery County); and
  - 40,990 children tested, and 700 confirmed (Philadelphia County).



**Figure 12. Number of Children (0-6 years) with Confirmed Elevated Blood Lead Levels, 2011**

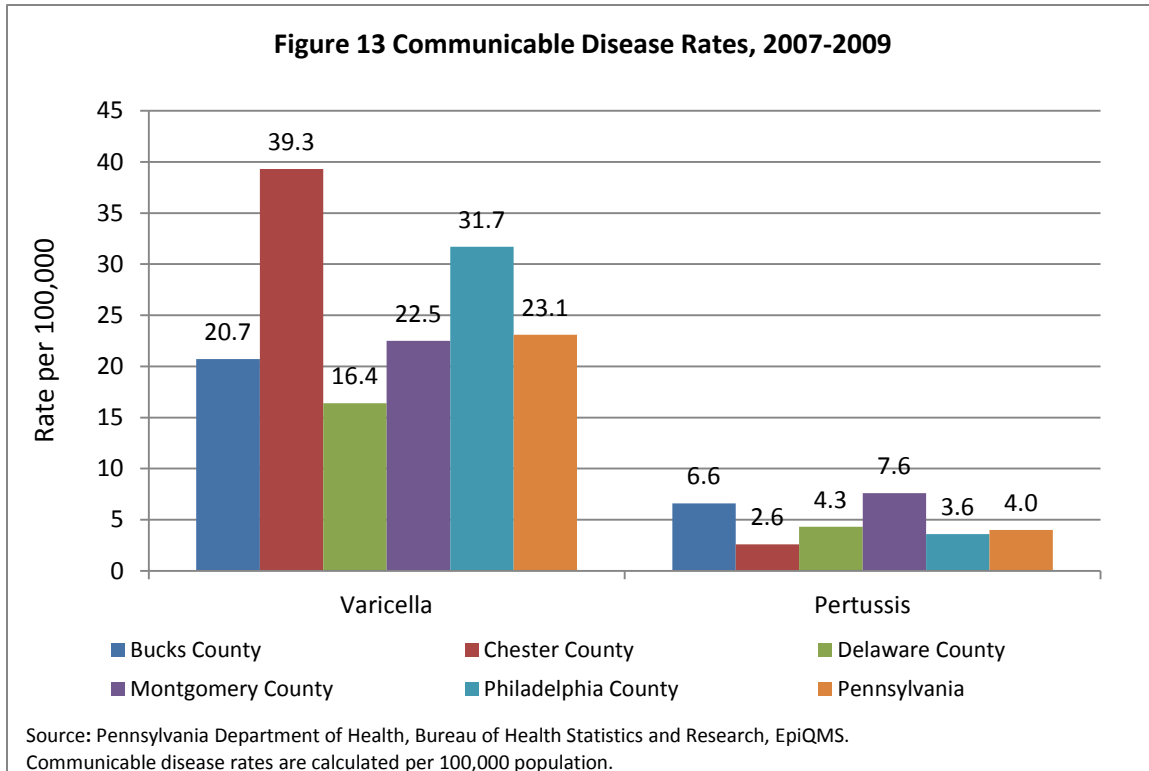


Source: Pennsylvania Childhood Lead Surveillance Program, 2011 Annual Report.

*Communicable Diseases*

**Across the five SEPA Counties, there is more variation in the disease rates for Varicella (chicken pox) than there is for Pertussis (whopping cough).**

- The Varicella disease rate is highest in Chester County (39.3), while the rate is lowest in Delaware County (16.4).
- The Pertussis disease rate is highest in Montgomery County (7.6) and lowest in Chester County (2.6) (Figure 13).

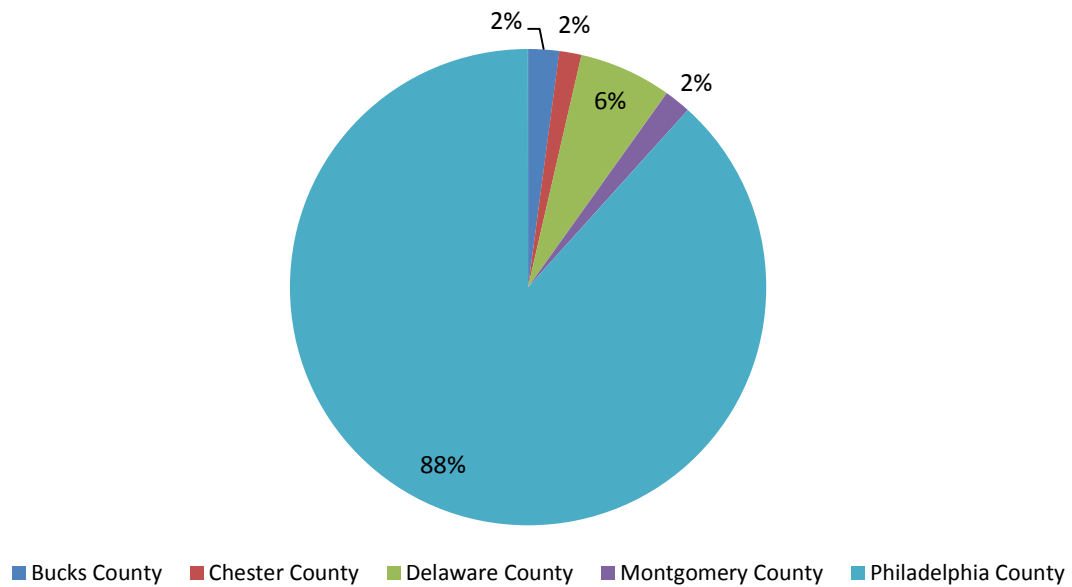


**HIV and AIDS**

In the Southeastern Pennsylvania (SEPA) region, more than 330 children 0-19 years of age are living with HIV or AIDS. Within the SEPA region, the overwhelming majority of these children are residing in Philadelphia County (88%), representing nearly 300 children; smaller percentages of children living with HIV or AIDS reside in the four suburban SEPA Counties (Figure 14).



**Figure 14. Distribution of Children (0-19 years) Living with HIV or AIDS in Southeastern Pennsylvania by County, 2008**



Source: Pennsylvania Department of Health, HIV/AIDS Investigation-Bureau of Epidemiology .

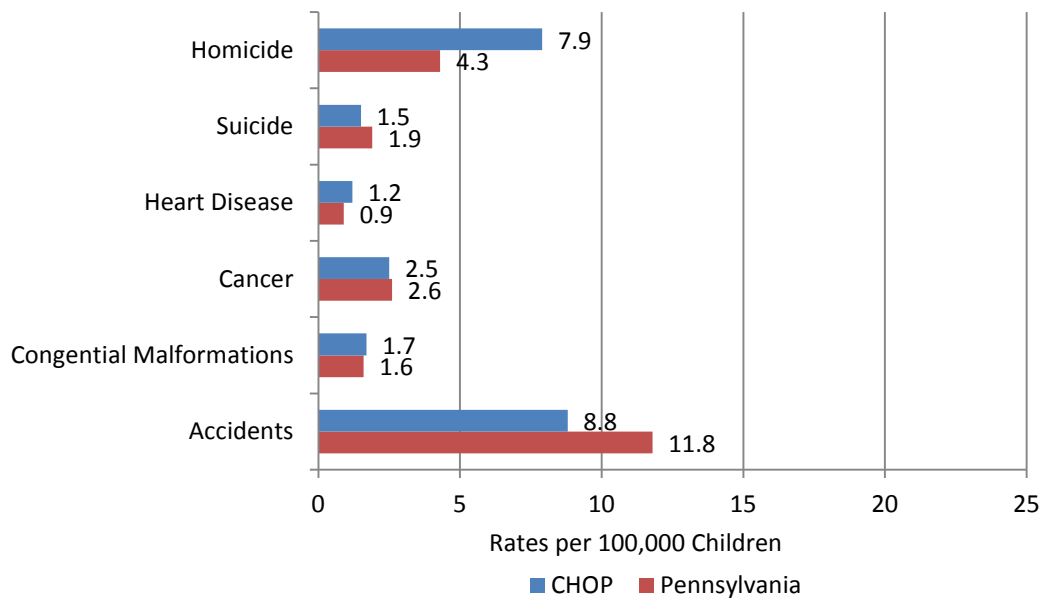
#### *Leading Causes of Death*

In general, death rates for the leading causes of death among children 1-19 years of age are similar in CHOP's service area and Pennsylvania as a whole (Figure 15). (A small number of child deaths in many of the SEPA Counties precludes comparisons across these counties.)

- However, **the homicide death rate for children is slightly higher in CHOP's service area (7.9 deaths per 100,000 children) compared with the state (4.3).**



**Figure 15. Average Annualized Leading Causes of Death for Children (1-19 Years), 2005-2008**



Source: Pennsylvania Department of Health, Bureau of Health Statistics and Research. Calculations prepared by PHMC.

**Access and Barriers to Care**

The Healthy People 2020 Goals for access to health care include:

- Increase the proportion of the population with health insurance to **100%**;
- Reduce the proportion of individuals who are unable to obtain or delay in obtaining necessary medical care, dental care or prescription medicines to **9% overall** (4.2% for medical care, 5% for dental care and 2.8% for prescription medications); and
- Increase the proportion of persons with a usual primary care provider to **83.9%**.

Health Insurance Status

Having health insurance and a regular place to go when sick are important in ensuring continuity of care over time. The overwhelming majority of children (96.9%) in The Children’s Hospital of Philadelphia service area have health insurance coverage. However, a percentage of children do not have any private or public health insurance; **3.1% of children 0-17 years of age in the service area are uninsured, representing 28,000 uninsured children.** This does not meet the Healthy People 2020 goal of 100% of persons with health coverage.

- The percentage of uninsured children in the service area (3.1%) is lower compared to children in Philadelphia (4.4%), but is higher compared to children in Montgomery (2.9%), Delaware (2.8%), Chester (2.0%), and Bucks (1.8%) Counties. (Figure 16)
- Poor children (6.9%) in the service area are more likely to be uninsured compared to non-poor (1.9%) children.



- One in nine (11.4%) Latino children are uninsured compared to 3.7% of Black children and 1.8% of White children. (Figure 17)
- Children ages 13-17 are more likely to be uninsured (5.0%) compared to children 0-5 (3.1%) and children 6-12 (1.6%) years of age.

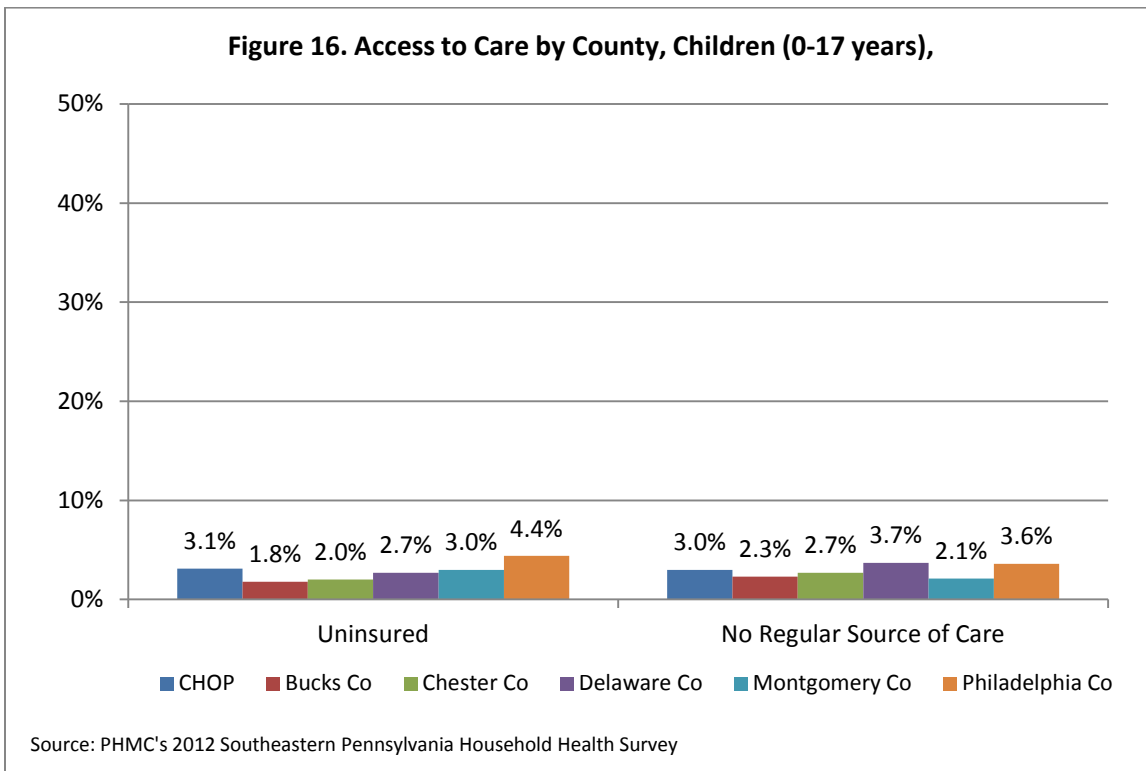
**Community members at all meetings indicated that a lack of insurance among children as being especially problematic.**

- In Bucks and Montgomery County, this was particularly important for Asian children who are disproportionately uninsured and for children who are not legal residents.
- While the CHIP program is available, some children lack a permanent residency, which is required for CHIP enrollment. They added that the cost of medications and co-payments is also a barrier.

Utilization of Services

Having a regular source of care is important since people who have a regular source of care are more likely to seek care when they are sick compared with those who do not.

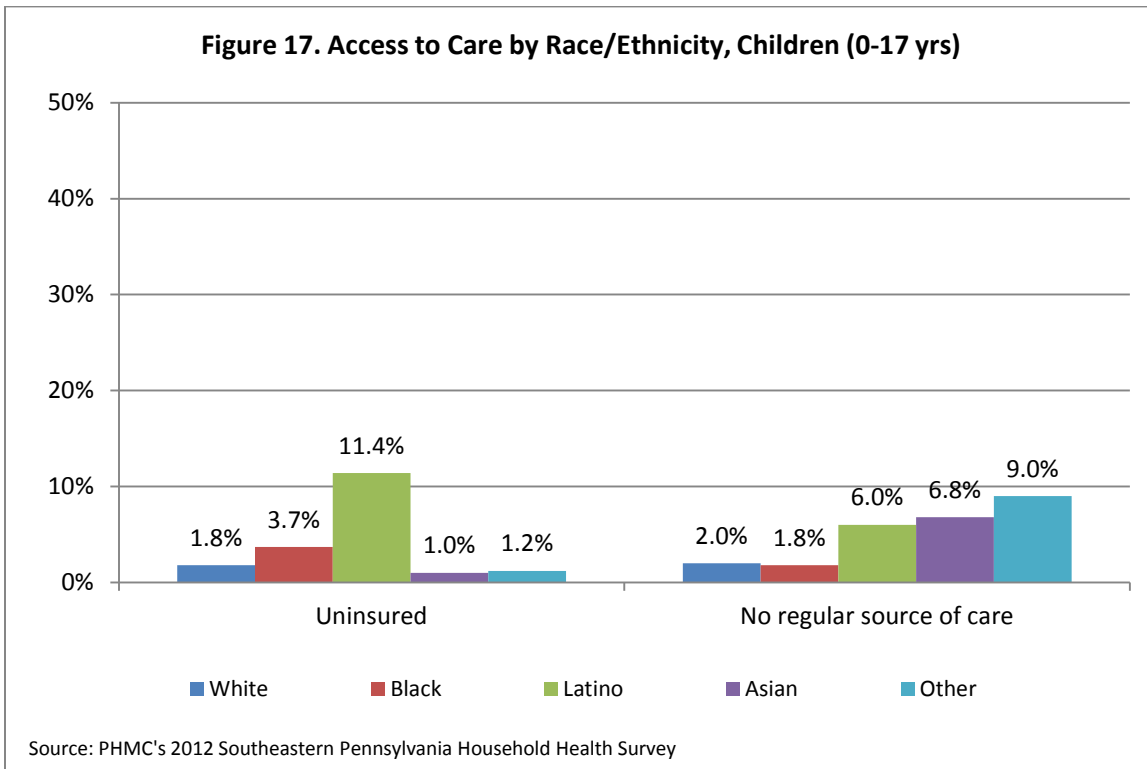
- In The Children’s Hospital of Philadelphia service area, the majority (97%) of children have a regular source of care. **Three (3%) percent of children do not have a regular place to go to when they are sick; while this is a small percentage, it represents 27,100 children without a regular source of care.** (Figure 16)



- In the service area, poor (5.0%) children are less likely to have a regular source of care compared to non-poor children (2.4%).



- Latino (6.1%) and Asian (6.5%) children are less likely to have a regular source of care compared to White (2.0%) and Black (1.8%) children. (Figure 17)
- The percentage of children in the service area with a regular source of care (97%) is higher than the Healthy People 2020 goal of 83.9% for individuals.

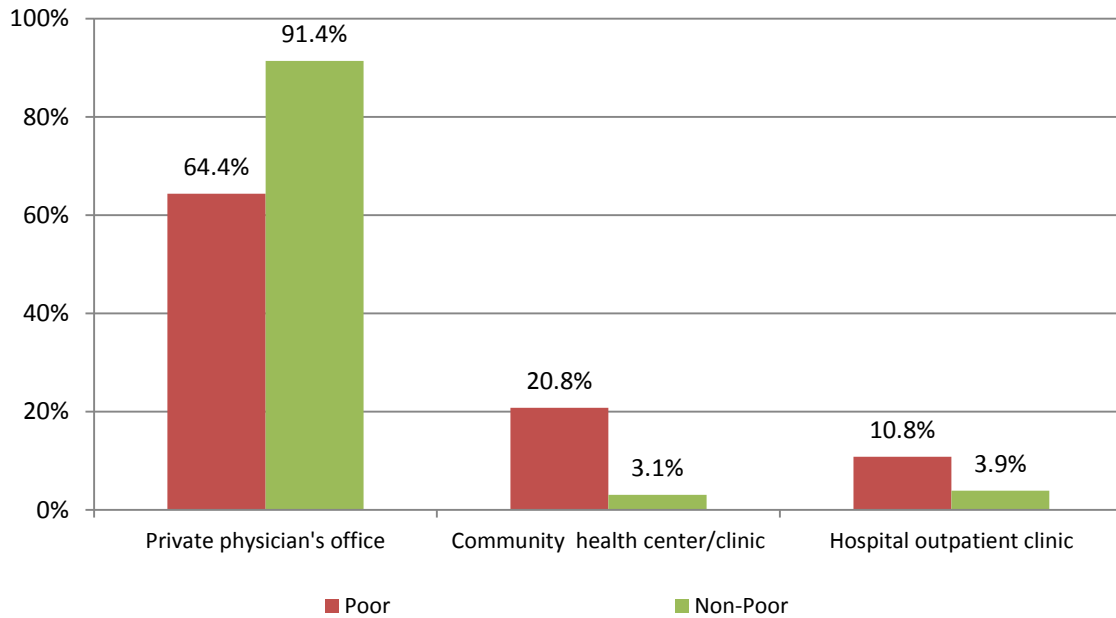


- Among children with a regular source of care, more than eight in ten (85.4%) goes to a private doctor's office, 7.1% go to a community clinic, 5.4% go to a hospital outpatient clinic, and .6% go to a hospital emergency room. (Figures 18 and 19)



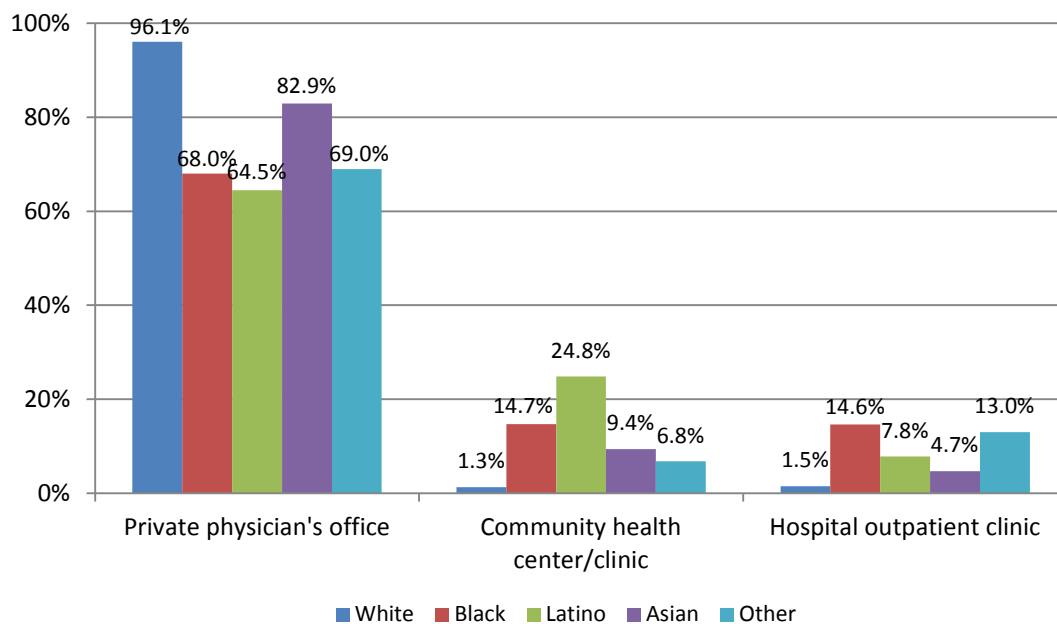


**Figure 18. Usual Source of Care for Children (0-17 years) by Poverty Status**



Source: PHMC's 2012 Southeastern Pennsylvania Household Health Survey

**Figure 19. Usual Source of Care for Children (0-17 years) by Race/Ethnicity**



Source: PHMC's 2012 Southeastern Pennsylvania Household Health Survey

- **Nearly one in ten (9.3%) children in the service area did not visit a dentist in the past year; this percentage represents 68,000 children.** This percentage has remained steady since 2010.



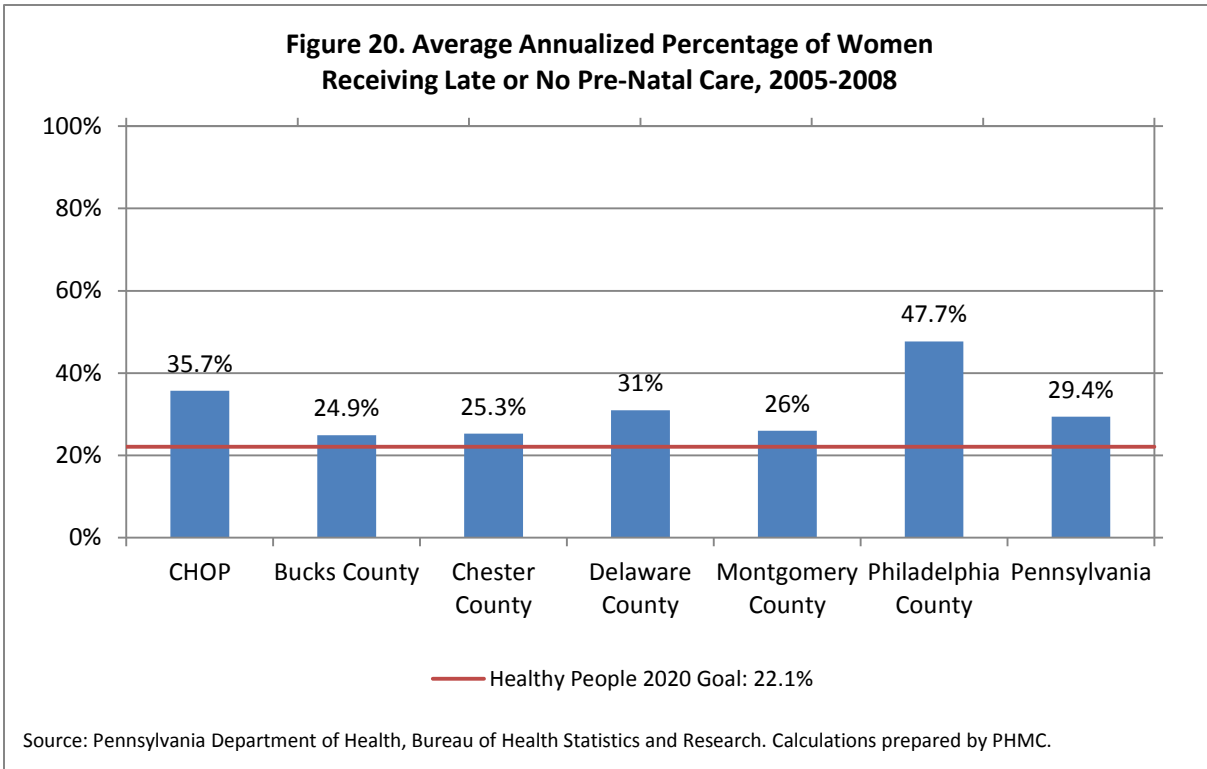
- The percentage of children in the service area who did not visit a dentist in the past year is higher compared to children in Bucks (4.0%), Chester (5.6%), Delaware (8.2%), and Montgomery (8.0%) Counties.
- Poor children are more likely to have not visited a dentist in the past year compared to non-poor children (14.8% versus 7.8%, respectively).
- **Four percent of children in the service area did not get dental care due to the cost of the visit;** this percentage represents 36,400 children.

The community groups reported that **children have difficulty accessing dental services**. For example, Abington community members mentioned that people often omit dental health services first when funds are scarce. Delaware community members reported that children have difficulty accessing dental services particularly if there is a lack of dentists that accept medical assistance. Also, there is a lack of dentists who serve children with disabilities or special needs.

#### Pre-Natal Care

Receiving pre-natal care during the first trimester of pregnancy can help ensure that health concerns are identified and addressed in a timely manner.

- **More than six in ten women in CHOP's service area (64.3%) receive early pre-natal care**, which is comparable to the Delaware County average (69.0%), higher than the Philadelphia County average (52.3%) and below the Bucks (75.1%), Montgomery (74.0%), and Chester (74.7%) County averages, and the state average (70.6%). However, **the service area has not met the Healthy People 2020 target goal (77.9%)**.
- **In fact, more than one-third of women in the service area (35.7%) receive pre-natal care during the second or third trimester of pregnancy or no pre-natal care at all, representing an average of more than 16,300 women annually in the service area** (Figure 20).
- More than one-half of Black women in the service area (52.5%) receive late or no pre-natal care compared to 24.3% of White women. The percentage of Black women receiving late or no pre-natal care in the service area is comparable to their counterparts in the five SEPA Counties and the state.



### Barriers to Access

In the Bucks County Community Meetings, **community members identified children as having many issues accessing health care services.** The lack of services mentioned for children in Bucks County ranged from inadequate care for brain trauma and child abuse to a lack of subsidized child care and safe after school programs for children to attend. General issues in Bucks County relating to access to care include:

- Lack of developmental pediatricians, the long waiting periods to see a doctor (as long as 18 months), and the lack of pediatricians that can provide a diagnosis so treatment can be started.
- Need for case management specialists to help coordinate the health care needs of children with mental and physical health diagnoses.
- Low-income families often change health care providers and therefore lack continuity of care, and more importantly, lack information on all of the medications and services their children receive.
- Safe and affordable childcare.
- Regarding adolescents, Lower Bucks community members reported that teenage pregnancies are surging dramatically. In some school districts, the number of these pregnancies has increased from 3-5 per year to 35. They added that substance use of illicit substances, like heroin, is higher than alcohol use among youth without health insurance. Suicide risk is also on the rise, particularly among males between the ages of 15-55.

In Delaware County, community members indicated that **children and young adults have particular access and health care issues.**



- All community members indicated that **most children in Chester experiences some form of trauma in their life which has a lasting effect**. Community members stated that trauma should be treated as a health concern and thus appropriate services should be made available.
- Community members stated that **the area as a whole lacked the services to aid those with disabilities**. The stigma related to having a disability was also discussed as a barrier to care.
- Community members discussed the **lack of health services provided at schools**. Community members stated that Chester only has two or three school nurses for the district. Because these nurses must travel between schools, they do not meet the needs of the students.

Community members in Center City reported on another service with which residents have access problems:

- **Services related to childhood obesity**. While hospitals have services for the severely overweight, their accessibility and comprehensiveness is questionable. Additionally there is a weak link between schools and the community groups that focus on obesity.

**Community members in all meetings also mentioned access to specialty care as a problem for children.**

- In Montgomery County, community members mentioned dental and vision care as needed.
- When discussing the need for mental health services, participants specifically mentioned children of families experiencing domestic violence. They also voiced their concern regarding substance use among college students.
- In the Bucks County meetings, community members stated there was a lack of specialty care in the area and in order to receive any type of specialty care, residents were required to travel south of Lansdale. Dermatology was mentioned as a type of specialty care that is difficult to access for children.

Additional barriers to care for children that emerged in community meetings include:

- **Cultural and language barriers**. Asian and Latino families were specifically mentioned as encountering these barriers in Montgomery County. Community members discussed the need for translation services at physician offices and at social service agencies.
- **Lack of health education** and awareness of how to manage health conditions.
- **Lack of care coordination for children's health services**. In Bucks County, community members identified the need for case workers/management specialists to help coordinate the health care needs of children with conditions ranging from asthma to mental health issues.

### ***Primary Source of Health Information***

Parents or guardians of children were asked **where they receive their primary source of health information for their children**.

- More than eight in ten (88.5%) receive health information from a physician or other health care provider.
- This is followed by family and friends (4.7%), the Internet and websites (3.9%), and a hospital or medical library (1.5%).



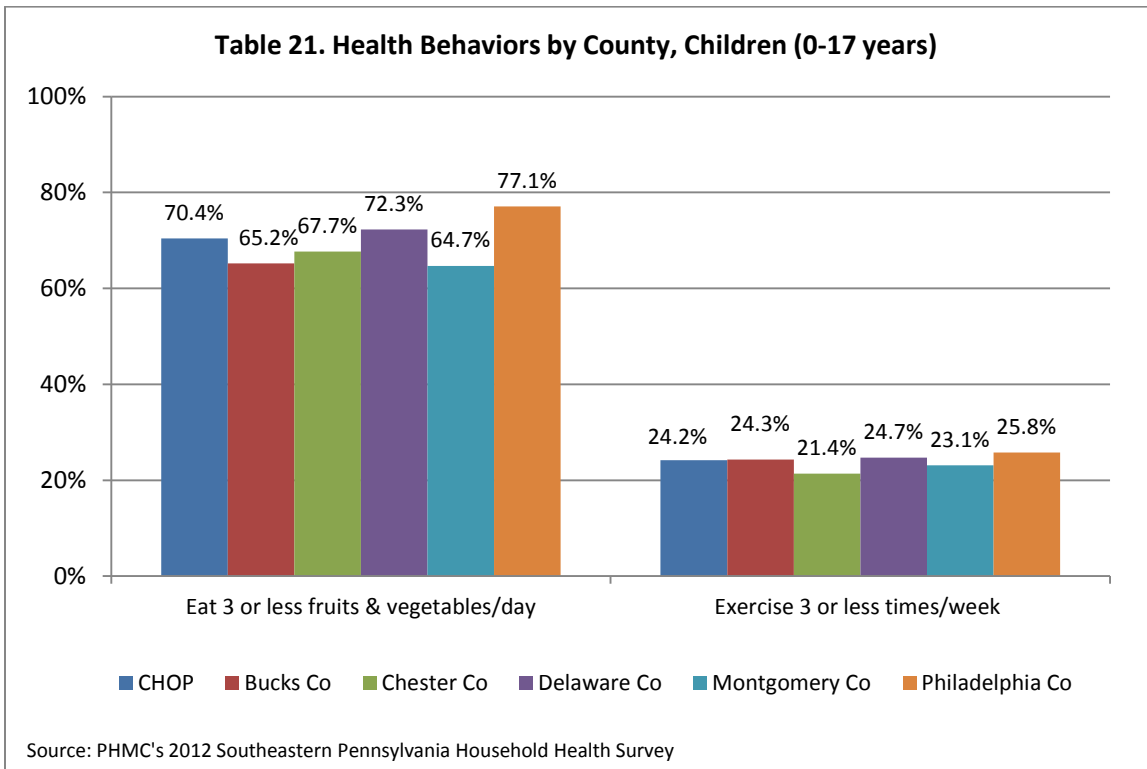
**Health Behaviors**

Nutrition

The Healthy People 2020 Goal for food and nutrient consumption for children (ages 2-19) is about four servings of fruits and vegetables per day.

In the service area, three in ten (29.6%) children reach this recommended goal. (Figure 21)

- **Poor children (25.6%) are less likely to eat four or more servings of fruits and vegetables per day compared to non-poor (30.7%) children.**
- Asian (15.0%) and Latino (21.3%) children are less likely to eat four or more servings of fruits and vegetables per day compared to Black (26.4%) and White (32.9%) children.
- **Children’s fruit and vegetable consumption decreases with age.** Among children five and under, 36.2% eat four or more servings of fruits and vegetables each day; among children 6-12, 30.0% eat four or more servings; among teens (13-17) only a quarter (25.0%) eat four or more servings of fruits and vegetables each day.



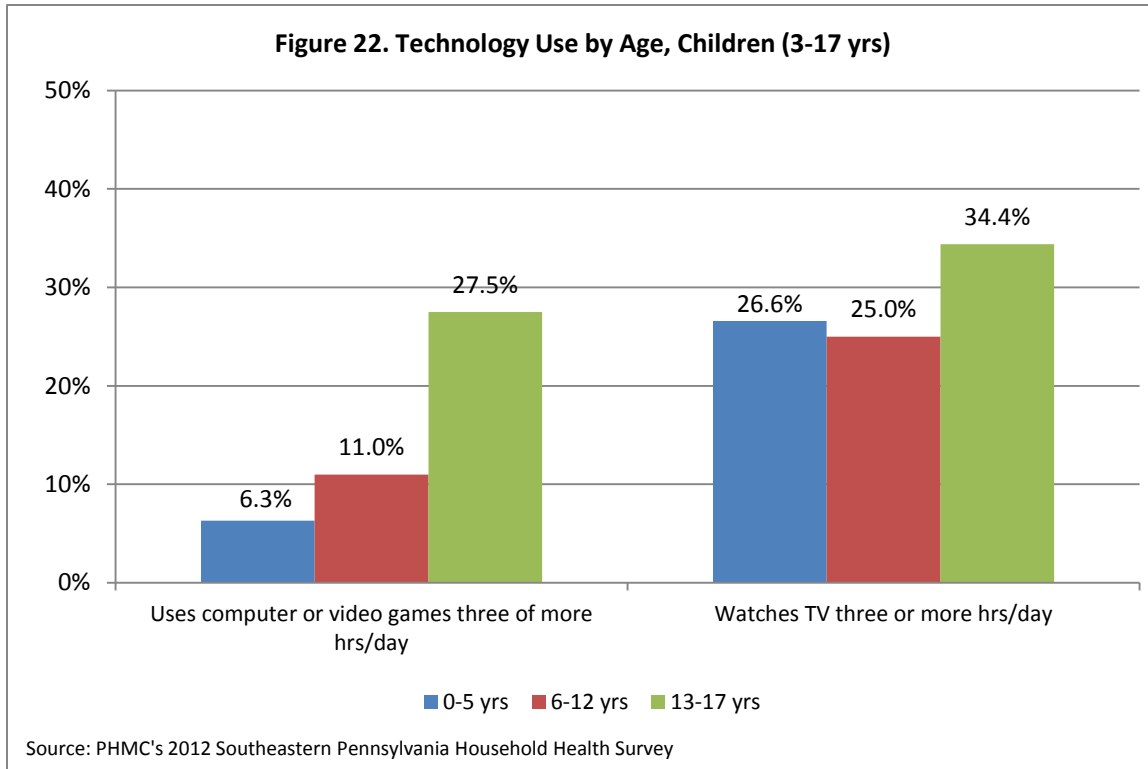
Exercise & Screen Time

The U.S. Department of Health and Human Services’ 2008 Physical Activity Guidelines for Americans recommends that children and adolescents (6-17) get one hour or more of physical activity daily.<sup>3</sup>

<sup>3</sup> U.S.Department of Health and Human Services. 2008 Physical Activity Guidelines for Americans, 2008.



- **Slightly more than four in ten (42.2%) children ages 3-17 in the service area participates in regular physical activity defined as exercising for 30 minutes or more seven times per week.** (Figure 21)
  - Younger children are more physically active than are older children. Nearly two-thirds of children 3-5 years of age (63.0%) are physically active at least seven times per week, as are 42.2% of children ages 6-12 and 29.5% of teenagers (13-17).
  
- **More than one in seven (15.7%) children ages 3-17 uses a computer or plays video games three hours or more per day.**
  - Children living in poverty are more likely than those living above 150% of the Federal Poverty Level to spend three or more hours using a computer or playing video games (22.4% compared with 13.9%).
  - Black and Latino children are more likely to spend three or more hours using a computer or playing video games (23.1% and 20.6%, respectively) than are White and Asian children (12.3% and 11.2%, respectively).
  - Older children are much more likely to spend three or more hours each day using a computer or playing video games. More than a quarter (27.5%) of teens, 11.0% of children 6-12 and 6.2% of children five and under spend three more hours each day using a computer or playing video games. (Figure 22)
  
- **More than one-quarter (28.6%) of children ages 3-17 watch television three or more hours each day.**
  - Latino and Black children are more likely to spend three or more hours watching television per day (42.7% and 37.0%, respectively) than are White and Asian children (23.5% and 23.3%, respectively).
  - Older children are much more likely to spend three or more hours each day watching television. A third (34.3%) of teens spend three more hours each day using a computer or playing video games, as compared with 25.0% of children 6-12 and 26.5% of children five and under. (Figure 22)



### ***Social Capital and Neighborhood***

Neighborhood factors have important roles in the overall health and well-being of residents in the service area. Social capital is one measure used to understand an individual's neighborhood and role in that neighborhood.

- Eight in ten (84.7%) adults in the service area feel like they belong in their neighborhood, and nearly more than one-half (56.3%) have worked on a community project to improve the area.
- Parents/Guardians were asked if they felt their child was safe in their community. Nearly eight (7.7%) percent never or rarely feel that their child is safe in the community.
  - Parents/Guardians living below 150% of the Federal Poverty Level are much more likely to report that they never or rarely feel that their child is safe than are those living above the Federal Poverty Level (19.6% as compared with 4.4%).
  - Parents/Guardians of Latino children were more likely to report that their children were never or rarely safe in their community. One in five (20.1%) parents/guardians of Latino children, 14.8% of parents/guardians of Black children, 7.6% of parents/guardians of Asian children and 2.9% of parents or guardians of White children said that their child is never or rarely safe in the community.



## HEALTH NEEDS OF SPECIAL POPULATIONS

One of the goals of this needs assessment is to identify the health needs of special populations across the service area. The following section focuses on the selected health status and access to care needs of special populations in the service area.

As mentioned previously in this report, self-reported health status is one of the best indicators of the population's health. In The Children's Hospital of Philadelphia (CHOP) service area:

- Poor children (defined as those living at or below 150% of the Federal Poverty Level) in the service area are more likely to be in fair or poor health compared to non-poor children (10.9% versus 2.7%, respectively).
- Latino (12.2%), Asian (6.9%), and Black (6.8%) children are more likely to be in fair or poor health compared to White (2.0%) children.

There are several common chronic conditions in the CHOP service area that require ongoing care. In the CHOP service area:

- Poor children in the service area are more likely to have asthma compared to the non-poor (24.3% versus 15.6%, respectively).
- Latino (24.9%) and Black (23.9%) children are more likely to have asthma compared to White (13.7%) children.
- Older children are more likely to have asthma compared to younger children; one in five children ages 6-12 (21.5%) and 13-17 (21.2%) have asthma compared to one in ten (10.1%) children ages 0-5.
- Poor children (31.6%) are more likely to be obese compared to non-poor children (15.0%).
- Children 6-17 years of age (25.4%) are more likely to be obese than are younger children ages 13-17 (9.5%).

Having health insurance and a regular place to go when sick are important in ensuring continuity of care over time.

- Poor children (6.9%) in the service area are more likely to be uninsured compared to non-poor (1.9%) children.
- One in nine (11.5%) Latino children are uninsured compared to 3.8% of Black children and 1.7% of White children.
- Children ages 13-17 are more likely to be uninsured (5.0%) compared to children 0-5 (3.1%) and children 6-12 (1.6%) years of age.
- Latino (6.1%) and Asian (6.5%) children are less likely to have a regular source of care compared to White (2.0%) and Black (1.8%) children.
- Poor children are more likely to not visit a dentist in the past year compared to non-poor children (14.8% versus 7.8%, respectively).





Finally, eating the recommended servings of fruits and vegetables per day and participating in regular exercise are important health behaviors for children to help optimal health. In the CHOP service area:

- Poor children (25.6%) are less likely to eat four or more servings of fruits and vegetables per day compared to non-poor (30.7%) children.
- Latino (21.3%) and Asian (15.0%) children are less likely to eat four or more servings of fruits and vegetables per day compared to Black (26.4%) and White (32.9%) children.
- Younger children are more physically active than are older children. Nearly two-thirds of children five and under (63.0%) are physically active at least seven times per week, as are 42.2% of children age 6-12 and 29.5% of teenagers (13-17).

Community members were asked about special populations in their community. A few common themes emerged:

- Immigrant children, particularly those who are undocumented or lacking insurance, experience heightened access problems.
- Non-English speakers need additional resources, specifically Latino and Asian populations in the region.



---

## IV. UNMET COMMUNITY HEALTH NEEDS

---

### UNMET NEEDS AND IDENTIFICATION PROCESS

The unmet health care needs for this service area were identified and prioritized by comparing the health status, access to care, health behaviors, and utilization of services for residents of the service area to results for the county and state and the Healthy People 2020 goals for the nation. In addition, for Household Health Survey measures, tests of significance were conducted to identify and prioritize unmet needs. Lastly, input from the community meeting participants was also used to further identify and prioritize unmet needs, local problems with access to care, and populations with special health care needs.

In The Children’s Hospital of Philadelphia (CHOP) service area, the majority of children (95.4%) are in excellent, very good or good health. However, a sizable percentage (4.6%) of children in the service area is in fair or poor health, representing 42,000 children. Nearly one in five (17.6%) children has asthma and nearly one in five (18.2%) children ages 6-17 in the service area is obese and 15.6% are overweight. The homicide death rate for children is slightly higher in CHOP’s service area (7.9 deaths per 100,000 children) compared with the state (4.3). Finally, 3.1% of children 0-17 years of age in the service area are uninsured, representing 28,000 uninsured children.

Since the CHOP service area consists of all of SEPA, tests of statistical significance could not be completed. However, through an analysis of all the data gathered for this assessment, specific unmet health care themes emerged that could be used to prioritize unmet needs and as a guide for improving the overall health of children in the service area. These prioritized unmet needs include:

- Access to primary, preventive care and health education for children, particularly for children living in poverty and those with special needs;
- Access to dental and vision care as well as specialty care; and
- Access to behavioral and mental health services.

Unmet needs in this area also include increased educational programs to address:

- Cultural and language barriers particularly among non-English caregivers and or guardians;
- Navigating the complex health care system;
- Chronic disease management, including asthma, and behavioral and mental health care management;
- Overweight and obese prevention, interventions, and programs for children; and
- Access to special programs for teens regarding pregnancy, behavioral health issues and substance use.

Many of these unmet needs are already being addressed in the service area by the hospital, other health care providers, government, and local non-profits. In addition, many of these unmet needs are not within the hospital’s mission. This list should be used to assist the hospital in identifying and prioritizing unmet needs to address in their needs assessment implementation plan.



## APPENDIX A: COMMUNITY MEETING ATTENDEES



**Abington Area Community Meeting**

Abington Public Library

June 4, 2012

<u>Name</u>	<u>Title</u>	<u>Agency</u>	<u>Area of Expertise</u>
Mae O'Brien	Executive Director	Healthlink Medical Center	Service provider to medically underserved low income and racial minority population; Health care provider; Community health center; Public health expert
Stacy Sweinhart	DART Program Manager	Laurel House	Public health expert; Non-profit org focused on domestic violence; Community based org
Barbara O'Malley	Community Health Facilitator	Montgomery Co Health Dept.	County Health Department; Public Health Expert
Mary Grash		Abington Memorial Hospital Dept. of Radiology	Health care provider
Renee Bates	Executive Director	Second Alarmers	Health care provider; Non-profit org providing emergency medical services
Stephanie DaCosta	Director	Bethel Deliverance International Church	Nonprofit religious organization; leader of medically underserved racial minority population
Cheryl Horsey	Supervisor of Pupil Services	Cheltenham School District	Health care provider to medically underserved minority racial population.
Rosemary Hinkle	Project Specialist-Public Information	Abington Community Task Force	Special knowledge of the public health needs of the community; Non-profit, Community-based org focused on youth and family support services
Cynthia Grasty		Grace Trinity Fellowship	Leader of medically underserved racial minority population
Karen Gurmankin	Field Representative, Congressional District Office	US Rep. Allyson Schwartz	U.S. government official – U.S. Congress
Bokhyae Koh		Won Community Center	Leader of medically underserved minority racial population; Community-based organization serving low-income families and minorities
Miriam Burnett	Pastor	New Bethel AME Church	Nonprofit religious organization; leader of medically underserved minority racial population



Le Quyen Vu	Executive Director	Indochinese American Counsel	Leader of medically underserved minority racial population; Community-based organization focused on disadvantaged racial minority
Carol P. Jones	Director of Care Management	Inglis Care Management	Special knowledge in medically underserved low income and minority populations with chronic disease needs in the community served by the hospital facility; Health care provider of case management for physically disabled
Basha Silverman	Vice President, Programs and Services	Jewish Family & Children's Services	Nonprofit religious organization providing social and community services
Joanne Lippert	Co-Director Adult and Family Services	Jewish Family & Children's Services	Nonprofit religious organization providing social and community services
Elissa Della Monica	Executive Director, Home Care and Hospice	Abington Memorial Hospital	Special knowledge in public health; Health care provider of home care and hospice
Ethel O'Dea	Program Assistant, Student Affairs	Penn State Abington	Academic expert



**Lower Bucks Community Meeting**

Middletown County Club

Sept. 25, 2012

<u>Name</u>	<u>Title</u>	<u>Agency</u>	<u>Area of Expertise</u>
Mae O'Brien	Executive Director	Healthlink Medical Center	Leader of medically underserved low income; Health care provider; Community health center
Avis Anderson	Coordinator of Health Services	Bristol Township School District	Health care provider; Academic Expert
Patricia Stern Smallacombe	Sr. VP	United Way of Bucks County	Expertise in public health; Non-profit org
Linda Wolfson	Executive Director	Vita Education Services	Non-profit org; Academic Expert
Penny Martin	Founder, Counselor	Advocates for Homeless & those in Need	Non-profit org serving homeless and low income
Theresa Norton	Counselor	Advocates for Homeless & those in Need	Non-profit org serving homeless and low income
Nancy Szamborski	Executive Director	Bucks County Housing Group	Non-profit org providing housing to homeless and low income
Eric Stark	CEO	Lower Bucks Family YMCA	Non-profit org fostering health and wellness
Bernard J. McBride	Director	Bucks County Behavioral Health System	Health departments or agencies with special knowledge of the health needs of the community;
Beth Styer	Executive Director	Child, Home and Community	Non-profit org working with young mothers
George Hunger	VP & Treasurer	The Ivins Outreach Center	Non-profit org aiding youth, older adults, and families in crisis
Dale Scafuro	Director of Student Services	Central Bucks School District	Health provider for school students
Meghan Kincade	Director of social services	Bucks County Housing Group	Non-profit org providing housing to homeless and low income
Sara Smethie	Permanent Supportive Housing Coordinator	Bucks County Housing Group	Non-profit org providing housing to homeless and low income
Mary Beth Mahoney	Administrator	Bucks County Department of MH/DP	Health departments or agencies with special knowledge of the health needs of



			the community; Mental health
Sally Fabian	Executive Director	Bucks County Health Improvement Partnership (BCHIP)	Agencies with special knowledge of the health needs of the community; Non-profit collaborative addressing gaps in health services and improving the health status of the community
Kristen Ingle	Parish Nurse	St. Bede the Venerable Catholic Church	Non-profit religious org; Healthcare provider
Lynn Smith	Health Services Coordinator	Council Rock School District	Health care provider for school students
Ronald Workman	President	Ivins Outreach Center Board of Directors	Non-profit org aiding youth, older adults, and families in crisis
Linda Seaman	Director	Older Adult Ministry of Morrisville Presbyterian Church	Non-profit religious org with a food center, older adult ministry
Linda Thomas	Director of Institutional Advocacy	A Woman's Place	Non-profit supporting victims of domestic violence
Sandy Blitzstein	Director of Family Services	YWCA Bucks County	Non-profit promoting health and wellness among women, children and families
Diane Rosati	Associate Director	Bucks County Drug & Alcohol Commission, Inc.	Health departments or agencies with special knowledge of the health needs of the community; Health care provider for substance abuse
Bernadette Heenan		Bucks Co. Veterans Committee	Nonprofit org that raises money for families of deployed
Bern McBride	Director	Bucks County Behavioral Health System	Health departments or agencies with special knowledge of the health needs of the community; Mental health
Joanne Marotto		St. Andrew's Catholic Church	Non-profit religious org;
Mimi Palkovisc		St. Andrew's Catholic Church	Non-profit religious org;
Barbara Clark	Executive Director	NOVA (Network of Victim Assistance)	Non-profit supporting victims of serious crimes



**Center City Community Meeting**  
Public Health Management Corporation  
July 24, 2012

<u>Name</u>	<u>Title</u>	<u>Agency</u>	<u>Area of Expertise</u>
Christina Miller	Senior Program Director	Health Promotion Council of SEPA	Public health; nonprofit organization with focus on health
Keiren O'Connell	Regional Program Director – Tobacco Control	Health Promotion Council of SEPA	Public health; nonprofit organization with focus on health
Stuart Katz	Director	Philadelphia Health Center #10	Public health; Community Health Center focused on medically underserved low income and minority populations
Courtney Grove	Program Associate	Health Promotion Council of SEPA	Public health; nonprofit organization with focus on health
Marcella Daniels	Chief of Staff	Seventh Senatorial District	Local government official
Cyndi Dinger	Director of Nutrition and Client Services	Metropolitan Area Neighborhood Nutrition Alliance (MANNA)	Nonprofit organization focused on nutrition, especially for underserved low income and minority persons living with HIV/AIDS
Lynn Trombetta	Assistant Executive Director	Aid for Friends	Nonprofit organization that provides emergency shelter, transitional housing and other supportive services to individuals and families facing homelessness.
Kevin Burns	Executive Director	ActionAIDS	Nonprofit organization providing services works in partnership with people living with or affected by





			HIV/AIDS, to sustain and enhance their quality of life.
Elisha Coffey	Housing Systems Advocate	Mental Health Association of Southeastern Pennsylvania	Nonprofit organization providing mental health and social services and advocacy for adults, families, and youth
Martin Nock	President & CEO	Communities In Schools of Philadelphia, Inc.	Nonprofit organization providing services to youth to help them stay in school
Mary Jane Morrison	Social Worker	Maternity Care Coalition	Public health; Nonprofit organization to improve the health and wellbeing of mothers and children
Priscilla Koutsouradis	Communications Director	Delaware Valley Healthcare Council of HAP	Nonprofit organization of hospitals in the Delaware Valley



**Chester City Community Meeting**  
S.t Luke Community Christian Church  
August 30, 2012

<u>Name</u>	<u>Title</u>	<u>Agency</u>	<u>Area of Expertise</u>
Melissa Maier	Coordinator, Community Health Education	Crozer-Keystone Health System	Health Care Provider; Public Health
Kyle Lovannoni	CKHS Community Health Education	Crozer-Keystone Health System	Health Care Provider; Public Health
Richard Curley	Intern, Community Health Education	Crozer-Keystone Health System	Health Care Provider; Public Health
A. Jean Arnold	Member	Chester NAACP	Leader, medically underserved low income minority with chronic disease needs in the community served by the hospital
Rosetta Carter	Director, Injury and Violence Prevention	Chester City	Local government official; Local Public health Department
Joyce Rasin	Associate Professor	Widener School of Nursing	Public Health
Richard Crespo	Community Impact Manager	United Way of Greater Philadelphia and Southern New Jersey	Local non-profit organization
Rev. John Lewis, Sr.	Pastor	Grace-Community United Methodist Church	Leader, medically underserved low income minority with chronic disease needs in the community served by the hospital
Janiene Hampton	Former Peer Counselor, Chester Home Asthma Program		Member, medically underserved low income minority with chronic disease needs in the community served by the hospital
Shelia Church	Director of Outreach Programs	Chespenn Health Services	Community Health Center focused on medically underserved, low income and minority populations; Public Health



**Springfield Community Meeting**  
Delaware County Intermediate Unit  
September 11, 2012

<u>Name</u>	<u>Title</u>	<u>Agency</u>	<u>Area of Expertise</u>
Claudia Tucker-Keto	Manager Community Education	Health Partners	Managed Care Organization
Mary McDevitt	Director, Center for Diabetes	Crozer-Keystone Health System	Health care provider; Public Health expert
Leap Thach	Community Outreach/Marketing Specialist	United Healthcare Community Plan	Managed Care Organization
Blake Cohen	Medical Advocate	Domestic Abuse Project	Healthcare consumer advocate
Jim Worrell	CHIP Manager	United Healthcare Community Plan	Managed Care Organization
Nikki Bagby	CHIP Manager Specialist	United Healthcare Community Plan	Managed Care Organization



**Darby Township Community Meeting**

Upper Darby Township Building

June 7, 2012

<u>Name</u>	<u>Title</u>	<u>Agency</u>	<u>Area of Expertise</u>
Stephen Gamble	Deputy Director	Delaware County Office of Services for the Aging	Local government official. Older adults
Larry Smythe	Director of EMS	Mercy Fitzgerald Hospital	Health care provider. Emergency medical services.
Carrie Connahan	Director of Pharmacy	Wal-mart, Glenolden, PA	Private Business. Pharmacist.
Helen McGoohan	Assistant Director	Delaware County Department of Intercommunity Health	Public Health. Health Department with special knowledge of health needs of the community.
Bernice Clark-Dickerson	Housing Program Development Coordinator	Delaware County Office of Housing and Community Development/Darby CDC	Local government official. Housing.
Brian Walker	Pharmacist	Delmar Pharmacy	Private Business. Pharmacist.
George Avetian, M.D.	Senior Medical Advisor	Delaware County	Public Health. Health Department with special knowledge of health needs of the community.
Julia Sugal	Assistant to Dr. Avetian	Dr. Avetian	Public Health. Health Department with special knowledge of health needs of the community.
Michael Maloney	Executive Director	Upper Darby Senior Center	Community-based organization with special knowledge of low income underserved older adults with chronic disease.
Susan Borders	Director	Darby Free Library	Community-based organization
Rohan Hepkins	Pastor	Chapel of Good Shepherd	Community-based organization. Leader of medically-underserved low income and minority population with chronic disease needs in the community
Christina Helmandollar	Center Director	Friendship Circle Senior Center	Community-based organization with special knowledge of low income underserved older adults with chronic disease.



Sr. Mary Elizabeth Burke, RSM, RN		Blessed Virgin Mary Church	Community-based org. Health care provider focused on medically underserved, low income and minority populations with chronic disease
David McKeighan, M.D.	Executive Director	Delaware County Medical Society	Public health. Nonprofit organization
Arthur Weisfeld	Executive Director	Senior Community Services	Community-based organization with special knowledge of low income underserved older adults with chronic disease.
Carol Goertzel	President/CEO	PathWaysPA	Non-profit organization with special knowledge of low income and minority underserved adults in the community.
Thomas Judge, Sr.	Mercy Catholic Medical Center Board Member and Delaware Co Recorder of Deeds	Delaware County Recorder of Deeds	Local government official
Catherine Judge Cardillo	AVP, Government and Community Relations	Mercy Health System, SEPA	Public health. Health care provider focused on medically underserved, low income and minority populations with chronic disease
James A. Ealy	H.R./Education Director	AIDS Care Group	Non-profit organization with special knowledge of low income and minority underserved adults in the community ; Health care provider focused on medically underserved, low income and minority populations with chronic disease (HIV/AIDS)
Meg Barry		VITAS Hospice	Health care provider specializing in end of life care. Special knowledge or expertise in public health (end of life)
Adriene Irving	Director, Legislative and Community Services	Delaware County Intermediate Unit	Academic expert
Carmen Olive	Center Manager	Good Neighbor Senior Care	Non-profit org providing care management



			for older adults ; Health care consumer advocate
Madeline D'Ancona	Director of Strategic Planning	Mercy Health System, SEPA	Health care provider
Laureen Carlin	Director, Community Services	Mercy Fitzgerald Hospital	Public health. Health care provider focused on medically underserved, low income and minority populations with chronic disease
Sr. Donna Watto, RSM	VP of Mission and Ministry	Mercy Fitzgerald Hospital	Public health. Health care provider focused on medically underserved, low income and minority populations with chronic disease



**Doylestown Community Meeting**

Doylestown Hospital

August 21<sup>st</sup>, 2012

<u>Name</u>	<u>Title</u>	<u>Agency</u>	<u>Area of Expertise</u>
Ciel Krajewski	Director of Life Enrichment	Pine Run Community	Agency with special knowledge of the health needs older adults in the community; Health care provider
Nilsa Perez	Admission Coordinator	Pine Run Community	Agency with special knowledge of the health needs older adults in the community; Health care provider
Michele Florkowski	Director of Financial Accounting	Doylestown Hospital	Special knowledge of medically underserved low income and minority populations with chronic disease needs in the community served by the hospital facility; Health care provider
Ron Watson	Director of Communications	Doylestown Hospital	Special knowledge of medically underserved low income and minority populations with chronic disease needs in the community served by the hospital facility; Health care provider
Michael Ratajczak	Executive Director	Ann Silverman Free Clinic	Community health center focused on medically underserved, low income minorities with chronic diseases; Public health expert
Karen McCurdy	Community Relations	Doylestown Hospital	Special knowledge of medically underserved low income and minority populations with chronic disease needs in the community served by the hospital facility; Health care provider
Linda Goodwin	Executive Director	Bucks County Foundation	Non-profit organization providing funding; Special knowledge of the health needs of the medically underserved and low income racial minority populations in the community
Richard Reif	President and CEO	Doylestown Hospital	Special knowledge of medically underserved low income and minority populations with chronic disease needs in the community served by the hospital facility; Health care provider
Karen Quinlan	Director Cancer Services	Doylestown Hospital	Special knowledge of medically underserved low income and minority populations with cancer in the community served by the hospital facility; Health care provider
Sheri Putnam	Executive Director	Doylestown Hospital	Special knowledge of medically underserved low income



	Doylestown Hospital/BCPHA		and minority populations with chronic disease needs in the community served by the hospital facility; Health care provider
Scott Levy	Vice President, Chief Medical Office	Doylestown Hospital	Special knowledge of medically underserved low income and minority populations with chronic disease needs in the community served by the hospital facility; Health care provider
Sally Fabian	Executive Director	Bucks County Health Improvement Partnership (BCHIP)	Agency with special knowledge of the health needs of the medically underserved low income and racial minority community; Non-profit collaborative addressing gaps in health services and improving the health status of the community
Betsy Seeber	Chief Accounting Officer	Doylestown Hospital	Special knowledge of medically underserved low income and minority populations with chronic disease needs in the community served by the hospital facility; Health care provider
Eleanor Wilson	COO	Doylestown Hospital	Special knowledge of medically underserved low income and minority populations with chronic disease needs in the community served by the hospital facility; Health care provider





### Eagleville Hospital Community Meeting

Eagleville Hospital  
July 31, 2012

<u>Name</u>	<u>County/Location</u>	<u>Title</u>	<u>Agency</u>	<u>Area of Expertise</u>
Lisa Clayton	Bucks			
Tom McGuirk	Montgomery, Delaware, Chester	Community Relations Liaison	Main Line Health- Behavioral Health	Leaders of medically underserved low income and minority populations with chronic disease needs in the community served by the hospital facility; Special knowledge or expertise in public health (behavioral health); Health care provider, behavioral health
Jim Bechtel	Montgomery, Delaware, Bucks		Magellan Behavioral Health of Pennsylvania, Inc.	Managed Care Organization (behavioral health)
Cheryl Nolnman	Montgomery			
Carol Albright	Montgomery	Director, Concurrent Review	Eagleville Hospital	Leaders of medically underserved low income and minority populations with chronic disease needs in the community served by the hospital facility; Health care provider, behavioral health
Sandra Kasky	Montgomery	Director of Nursing	Eagleville Hospital	Leaders of medically underserved low income and minority populations with chronic disease needs in the community served by the hospital facility; Health care provider, behavioral health
Barbara Day	Montgomery			
Christine Falcone	Montgomery	Director of Quality Management	Eagleville Hospital	Leaders of medically underserved low income and minority populations with chronic disease needs in the community served by the hospital facility; Health care provider, behavioral health
Charlie Folberg	Montgomery			



**North Philadelphia Community Meeting**

Episcopal Hospital

July 16, 2012

<u>Name</u>	<u>Title</u>	<u>Agency</u>	<u>Area of Expertise</u>
Virginia Bernier	Chief of Staff	COMHAR, Inc.	Leaders or members of medically underserved low income and minority populations with chronic disease needs in the community served by the hospital facility (behavioral health); Community health centers focused on behavioral health; Nonprofit org; Healthcare provider
Robert Miele	Vice President for Adult Services	COMHAR, Inc.	Leaders or members of medically underserved low income and minority populations with chronic disease needs in the community served by the hospital facility (behavioral health); Community health centers focused on behavioral health; Nonprofit org; Healthcare provider
Kevin Musselman		Lutheran Settlement House	Special knowledge or expertise in public health (violence); Nonprofit organization, including those focused on health issues; Community-based organizations Focused on domestic violence, education, and homeless services
Keila Canete	Program Manager, MOMobile	Maternity Care Coalition	Nonprofit organization focused on maternal and child health
Naima Black	Program Manager	Maternity Care Coalition	Nonprofit organization focused on maternal and child health
Fiana Gass		1950 N. 16 <sup>th</sup> st.	
Melanie Ficke	Program Coordinator	Congreso	Agency with special knowledge of the health needs of the community (Latinos); Community-based organization with expert focus in the Latino community and health, education, economic and social services
Cheryl Pope	Deputy Vice President, Human Services	Asociacion Puertorriquenos en Marcha	Agency with special knowledge of the health needs of the community (Latinos); Nonprofit organization with expert focus in the Latino community; Health care provider, including behavioral health



**Bucks County/Grand View Hospital Area Community Meeting**

Grandview Hospital  
July 31, 2012

<u>Name</u>	<u>Title</u>	<u>Agency</u>	<u>Area of Expertise</u>
Carol Berster	President/CEO	Peter Becker Community	Nonprofit organization- continuing care retirement community; Health care provider, older adults;
Paul A. Nye	Vice President Mission Support	Peter Becker Community	Nonprofit organization- continuing care retirement community; Health care provider, older adults;
Edward Brubaker	President/CEO	Living Branches	Nonprofit organization- religious based continuing care communities; Health care provider, older adults
David Crosson	CEO	Indian Creek Fdn.	Nonprofit organization serving children and adults with intellectual and developmental disabilities; Healthcare provider-behavioral health
Terry Kolza		Lutheran Community at Telford	Nonprofit organization- continuing care retirement community; Health care provider, older adults;
Chuck Niccolls	Community Relations Representative	Pyramid Healthcare	Special knowledge of medically underserved low income and minority populations with chronic disease needs in the community served by the hospital facility; Health care provider of behavioral health for adolescents and adults
Bob Mensch	Senator	PA Senate	State government official
Lisa Walter	Chief of Staff to Senator Mensch	PA Senate	Staff of state government official
Mike Anderson	Wellness Director	Indian Valley Family YMCA	Non-profit org fostering health and wellness



<u>Name</u>	<u>Title</u>	<u>Agency</u>	<u>Area of Expertise</u>
Liz Socki	Intake Administrator	Montg. Co. Children & Youth	Health departments or agencies with special knowledge of the health needs of the community- Child welfare
Christine Stone	Clinical Liaison	Lifequest NSG Center	Nonprofit organization; Health care provider serving children through older adults
Sally Fabian, R.N.	Executive Director	Bucks county Health Improvement Partnership	Public Health expert. Special knowledge of the health needs of the community; Non-profit collaborative addressing gaps in health services and improving the health status of the community
Robin Fox, R.N.	Nurse Coordinator	Souderton Area School District	Public health expert. Health care provider for school students
David Sherwin	Administrative Director	Mont. Co. Ass. For the Blind	Special knowledge or expertise in health care needs of a medically underserved population; Nonprofit organization serving blind
Patricia Stern Smallacombe	Sr. Vice President, Community Impact	United Way of Bucks County	Special knowledge of the health and social service needs of the underserved low income and minority community; Nonprofit organization, including those focused on health issues
Lynne Rainey, LSW	Executive Director	Bucks Co. Children and Youth Social Services Agency	Special knowledge of the health needs children in the community- Child welfare agency



**Jeanes Hospital Community Meeting**

Jeanes Hospital

July 23, 2012

<u>Name</u>	<u>Title</u>	<u>Agency</u>	<u>Area of expertise</u>
Daniel Kaye	Board Member	Katie's Foundation for Child Safety	Special knowledge or expertise in public health; Nonprofit organization focused on child safety
Judy Lambert	Founder	Katie's Foundation for Child Safety	Special knowledge or expertise in public health; Nonprofit organization focused on child safety
Rich Leonowitz	Executive Communications Officer	Jeanes Hospital	Special knowledge of medically underserved low income and minority populations with chronic disease needs in the community served by the hospital facility; Health care provider
Tim Himecraft		Burholme EMS	Health care provider (emergency services)
Elly Reinhardt	Community Advisory Board Member	Jeanes Hospital	Special knowledge of medically underserved low income and minority populations with chronic disease needs in the community served by the hospital facility
Stuart Katz	Health Center Director	Dept. of Health	Public Health Expert. Health departments or agencies with special knowledge of the health needs of the community; Community health centers, including those focused on medically underserved, low income minorities with chronic diseases
Linda Grass	CEO	Jeanes Hospital	Special knowledge of medically underserved low income and minority populations with chronic disease needs in the community served by the hospital facility; Health care provider
Sharon Anderson	Executive Assistant	Jeanes Hospital	Special knowledge of medically underserved low income and minority populations with chronic disease needs in the community served by the hospital facility; Health care provider



**Montgomery County Community Meeting**

Lansdale Hospital

June 6, 2012

<u>Name</u>	<u>Title</u>	<u>Agency</u>	<u>Area of Expertise</u>
Russell Johnson	President and CEO	North Penn Community Health Foundation	Non-profit organization focused on health issues
Kathy McCarter	Director, Community Health	North Penn VNA	Health care provider; Public health expert
Sally Kauffman	School Nurse	North Penn High School	Health care provider; children
Nadja Mummery	Client Services Manager	MANNA on Main Street	Community based organization focused on nutrition
Sherry Sikora	President, Board of Directors	NAMI PA	Non-profit organization focused on mental health issues
Beverly Welhan	Dean of Health Sciences	Montgomery County Community College	Non-profit organization; public health expert



**North/Northwest Philadelphia Community Meeting**

The York House

June 26, 2012

<u>Name</u>	<u>Title</u>	<u>Agency</u>	<u>Area of Expertise</u>
Michael Beauford	Elder	Beloved St. John Evangelistic Church	Leader of a medically underserved low income and minority population with chronic disease needs in the community served by the hospital facility Nonprofit organization, religious; Community-based organization
Myke Davis	Deacon	Beloved St. John Evangelistic Church	Leader of a medically underserved low income and minority populations with chronic disease needs in the community served by the hospital facility Nonprofit organization, religious; Community-based organization
Marie-Monique Marthol-Clark	Health Promotion Coordinator	Center In the Park	Special knowledge or expertise in public health (seniors); Non-profit organization-community center for seniors;
Megan McCoy	Director of Grant Research & Development	Center in the Park	Special knowledge or expertise in public health (seniors); Non-profit organization-community center for seniors



**Norristown Area Community Meeting**

Norristown Police Athletic League

June 19, 2012

<u>Name</u>	<u>Title</u>	<u>Agency</u>	<u>Area of Expertise</u>
Marlene Lenton	Social Worker	Catholic Social Services	Nonprofit religious organization and social services agency and serving low-income families and minorities
Barbara Mack	unknown	PA Public Assistance Office	Local government official
Barbara Hand	Infant Health Coordinator	Montgomery County Health Department	Public health expert, maternal and child health, Co. Health Department
John Talone	President	Talone Insurance, Inc.	Business leader
Martina Walls	Principal	Stewart Middle School	Health care provider for school students, Special knowledge of the health needs of the community
Mila Hayes	Legislative Assistant	PA Rep. Matthew Bradford	Local government official
Richard Circo	Executive Director	VNA Community Services, Inc.	Social services and health care provider serving medically underserved low income families and minorities
Holly Ammons	Legislative Assistant	PA Senator Daylin Leach	Local government official
Sr. Ann O'Connell, RSM	Vice President Mission Integration	Mercy Suburban Hospital	Nonprofit hospital serving medically underserved low-income families and minorities
Pat Niescier	School Nurse	Norristown Area School District	Health care provider for school students, Special knowledge of the health needs of the community
Sr. Maureen Roe, RSM	Outreach Activities Coordinator	Mercy Suburban Hospital	Nonprofit hospital serving medically underserved low-





			income families and minorities
Brian Torrence	Director, Marketing and Communication	Mercy Suburban Hospital	Nonprofit hospital serving medically underserved low-income families and minorities
Sandra Devine	Social Services Program Manager	VNA Community Services	Social services and health care provider serving medically underserved low income families and minorities
Tony Artunes	Sacristan	St. Francis of Assissi/ St. Vincent De Paul	Nonprofit religious organization serving low-income families and minorities
Eric Goldstein	Executive Director	Montgomery County MH/MR	Government agency providing mental health and mental retardation services
Sr. Connie Haughton, RSM	Parish Nurse Program	Mercy Suburban Hospital	Nonprofit hospital serving medically underserved low-income families and minorities, and older adults.
Jeannette Fernandez	Principal	J.K. Gotwals Elementary School	Health care provider for school students



**Northeast Philadelphia Community Meeting**

Holy Family University

May 30, 2012

<u>Name</u>	<u>Title</u>	<u>Agency</u>	<u>Area of Expertise</u>
Kelly Andrews	Health Representative	American Cancer Society	Leaders of medically underserved low income and minority populations with chronic disease needs in the community (cancer)
Karen Gurmankin	Field Representative, Congressional District Office	U.S. Rep. Allyson Schwartz	Local government official
Barry Stucker	President	Temple Beth Ami	Nonprofit organization- religious
Denise Mallon	Legislative Assistant	Pa. Sen. Stack	Local government official
Anthony Szuszcwicz	Chairman of the Board	Nazareth Hospital	Leaders or members of medically underserved low income and minority populations with chronic disease needs in the community served by the hospital facility; Health care provider
Joe Cascerceri		Nazareth Hospital	Leaders or members of medically underserved low income and minority populations with chronic disease needs in the community served by the hospital facility; Health care provider
Barbara Tantum	Director of Planning	Holy Redeemer Hospital	Leaders or members of medically underserved low income and minority populations with chronic disease needs in the community served by the hospital facility; Health care provider
Joyce Dence	Staff/Parish Relations Committee	Holmesburg United Methodist Church	Nonprofit organization- religious
Judy Donnolly		Holmesburg United Methodist Church	Nonprofit organization- religious
Stan Rynkiewicz	Administrator	Deer Meadows	Special knowledge or expertise in public health (seniors); Nonprofit organization- senior center; Health care provider
Brian Levesque	Administrator for Personal Care and Independent Living	Deer Meadows	Special knowledge or expertise in public health (seniors); Nonprofit organization- senior center; Health care provider
Lisa Sofia	President and CEO	Deer Meadows	Special knowledge or expertise in public health



			(seniors); Nonprofit organization- senior center; Health care provider
Joy Marotto	Director of Geriatric Care Management	Senior Care Partners	Special knowledge or expertise in public health (seniors); Health care provider
Veronica Gibbone	Director	Immaculate Mary Home	Special knowledge or expertise in public health (seniors); Nonprofit organization, religious ; Health care provider
Christopher Hess	Coordinator, Center for Small Business Education, Growth & Training	Community College of Phila	Academic expert
Rich Simon	Community Relations Officer	Philadelphia Police Dept. 7 <sup>th</sup> Dist.	Agency with special knowledge of the health needs of the community
Jack Conroy	Owner	Conroy Caterers	Private business
Tiffani Coalison	Sales and Marketing	Deer Meadows	Special knowledge or expertise in public health (seniors); Nonprofit organization- senior center; Health care provider
Jonathan Hood		PA. Rep. Kevin Boyce	Local government official
Lorre Jackson	Peer Support Specialist	DePaul House	Special knowledge or expertise in public health (homeless); Nonprofit organization with a focus on housing; Health care provider (physical and behavioral)
Rev. Dennis Boyle	Pastor	St. Jerome Parish	Nonprofit organization-religious
Sharon Nendza	Principal	St. Jerome Parish	Nonprofit organization-religious ; Academic expert
Bruce Miller	President	Imaging Management Associates (IMA)	Health care provider
Abby Gilbert	Program Manager	Rhawnhurst NORC at Jewish Federation of Greater Philadelphia	Special knowledge or expertise in public health (older adults); Nonprofit organization – religious with a focus on seniors
Sr. Mary Ann Dillon	<b>Senior</b> Vice-President for Mission	Mercy Health System	Leaders or members of medically underserved low income and minority populations with chronic disease needs in the community served by the hospital facility; Health care provider
Bill Schoppe	Intellectual Disabilities Director	PATH, Inc.	Special knowledge or expertise in public health-behavioral health, intellectual disabilities; Health



			care provider
Christien Ronser	Dean	Holy Family University	Academic expert
Katie Cloud	Representative	VITAS Hospice	Special knowledge or expertise in public health (end of life); Healthcare provider
Danielle Stephens	Director of Community Development	Arthritis Foundation	Special knowledge or expertise in public health (arthritis); Leaders of medically underserved low income and minority populations with chronic disease needs (arthritis); Nonprofit organization
Michael Touchstone	Fire Paramedic Service Chief, EMS training	Phila Fire Dept./EMS	Health care provider- emergency services
Francis Bachmayer	District Captain	Phila Police Dept. 15 <sup>th</sup> Dist.	Agency with special knowledge of the health needs of the community
Marc Collazzo	District Office Manager	Pa. Rep. John Taylor	Local government official
Rev. Rich Connor	Assistant Pastor	Nativity BVM	Nonprofit organization-religious
Maryanne Benner	Vice President	Citizens Bank	Private business



**North Philadelphia Community Meeting**  
Temple University Hospital  
July 17, 2012

<u>Name</u>	<u>Title</u>	<u>Agency</u>	<u>Area of Expertise</u>
Im Ja Choi	Executive Director and Founder	Penn Asian Senior Services, Inc (PASSI)	Agency with special knowledge of the health needs of the community; Leaders or members of medically underserved low income and minority populations with chronic disease needs in the community served by the hospital facility; health care provider- ailing English limited Asian seniors
Apeler Burn		MUCS	
Bobby J. Williams			
Verna Tyner	Founder	Tioga United	Community-based nonprofit organization focused on community rebuilding
Joseph Dner		Tioga United	Community-based nonprofit organization focused on community rebuilding
Safiyah Abdul Latif		Block Captains' Committee of Nicetown (BCCN)	Community-based organization focused on community development
Kim Niemala	Director	COSACOSA	Non-profit organization creating public art specific to neighborhoods



**North Philadelphia Community Meeting**  
Temple University Hospital  
July 18, 2012

<u>Name</u>	<u>Title</u>	<u>Agency</u>	<u>Area of Expertise</u>
Stephanie Phillips		Zion Bapt. Church	Nonprofit organization-religious
Ann Myers	Vice President of Programs and Services	Women's Christian Alliance	Agency with special knowledge of the health needs of the community (African Americans); Nonprofit organization-religious.
George Van Norton	Church Administrator	Zion Baptist Church	Nonprofit organization-religious
Majeedah Rashid	Executive Vice President	Nicetown CDC	Agency with special knowledge of the health needs of the community; Community based organization



**West/Southwest Philadelphia Community Meeting**

Boys Latin Charter School

July 10, 2012

<u>Name</u>	<u>Title</u>	<u>Agency</u>	<u>Area of Expertise</u>
Joan Bland	Director	Philadelphia Health Center 4	Community Health Center focused on medically underserved, low income and minority populations; Public Health
Gwendolyn Bailey	Executive Director	Youth Service, Inc.	Nonprofit that strengthens the family unit, helping at-risk teens and promoting child safety
Deborah Butler	Community Outreach Coordinator	Sickle Cell Disease Association of American, Philadelphia Delaware Valley Chapter	Nonprofit organization that serves persons and families affected by sickle cell disease. Leader of medically underserved minority population with chronic disease.
Rick Spector	Community Relations Director	Philadelphia Corporation for Aging	Nonprofit organization serving as Philadelphia county's Area Agency on Aging.
Jeannel Tillman		Intercultural Family Services Healthy Start	Public Health. Nonprofit community-based organization focused on maternal and child health issues.
Lorna Peterson	Community Empowerment Liaison	The Enterprise Center CDC	Community-based organization. Leader of medically underserved minority population.
Shirley Randleman	President	52nd Street Business Association	Community-based organization. Leader of medically underserved minority population.
Sr. Mary Lydon, IHM	Parish Service Director	St. Cyprian Roman Catholic Church	Public health. Health care provider.
Patricia Pate	Director	Philadelphia Health Center 3	Community Health Center focused on medically underserved, low income and minority populations; Public Health
Mary Jane Morrison	Social Worker	Maternity Care Coalition	Public Health. Nonprofit to improve



			maternal and child health and wellbeing through direct services and advocacy.
Jakasha Johnson	High School Site Coordinator	Maternity Care Coalition	Public Health. Nonprofit to improve maternal and child health and wellbeing through direct services and advocacy.
Kate Kozeniewski		Family Practice and Counseling Network – Health Annex	Public Health. Community Health Center focused on medically underserved, low income, minorities, and chronic disease
Naomi Brown	Parish Nurse Facilitator	St. Cyprian Roman Catholic Church	Public Health. Health care provider
Jessica Lewis	Consultant	PBS Consulting	Leader of medically underserved minority population.
Rose Martin	Member, Board of Directors	Mercy Philadelphia Hospital	Leader of medically underserved minority population.
Kathleen Stephens	Director of Outreach Services	Mercy Philadelphia Hospital	Public health. Health care provider focused on medically underserved, low income and minority populations with chronic disease
Sr. Suzanne Gallagher, RSM	Vice President of Mission Services	Mercy Philadelphia Hospital	Health care provider
Maddie D’Ancona	Director of Strategic Planning	Mercy Health System SEPA	Health care provider





## APPENDIX B: CENSUS TABLES



**The Children's Hospital of Philadelphia's Service Area**

**Table 1. Socio-Demographic Indicators, U.S. Census**

Total Population		2000		2010		2013		2018	
		3,840,344		3,998,047		4,044,178		4,110,036	
		Freq.	%	Freq.	%	Freq.	%	Freq.	%
Age	0-17	965,984	(25.2)	922,712	(23.1)	919,533	(22.7)	920,053	(22.4)
	18-44	1,489,806	(38.8)	1,463,303	(36.6)	1,456,370	(36.0)	1,447,114	(35.2)
	45-64	849,665	(22.1)	1,072,931	(26.8)	1,091,733	(27.0)	1,088,511	(26.5)
	65+	534,889	(13.9)	539,101	(13.5)	576,542	(14.3)	654,358	(15.9)
Gender	Male	1,831,818	(47.7)	1,922,089	(48.1)	1,946,654	(48.1)	1,982,198	(48.2)
	Female	2,008,526	(52.3)	2,075,958	(51.9)	2,097,524	(51.9)	2,127,838	(51.8)
Race/Ethnicity*	White	2,636,691	(68.7)	2,534,754	(63.4)	2,506,850	(62.0)	2,463,044	(59.9)
	Black	825,689	(21.5)	870,721	(21.8)	887,482	(21.9)	911,810	(22.2)
	Asian	137,039	(3.6)	215,547	(5.4)	235,580	(5.8)	265,138	(6.5)
	Other	58,309	(1.5)	79,533	(2.0)	85,486	(2.1)	94,471	(2.3)
	Latino	182,616	(4.8)	297,492	(7.4)	328,780	(8.1)	375,573	(9.1)
Language Spoken at Home	English	--	--	3,165,699	(86.0)	3,219,479	(84.9)	3,269,790	(84.9)
	Spanish	--	--	187,635	(5.1)	220,035	(5.8)	222,920	(5.8)
	Asian Language	--	--	113,356	(3.1)	131,070	(3.5)	132,369	(3.4)
	Other	--	--	213,781	(5.8)	222,286	(5.9)	225,075	(5.8)

\*White, Black, Asian and Other races exclude Latinos.  
Source: Nielsen-Claritas Pop-Facts Database and 2010 U.S. Census.



**Table 2. Latino Population by Specific Origin, U.S. Census**

Total Population		2000		2010		2013		2018	
		3,840,344		3,998,047		4,044,178		4,110,036	
		Freq.	%	Freq.	%	Freq.	%	Freq.	%
Specific Origin	Cuban	5,114	(0.1)	6,986	(0.2)	8,338	(0.2)	5,114	(0.1)
	Mexican	22,637	(0.6)	46,436	(1.2)	62,558	(1.5)	72,263	(1.8)
	Puerto Rican	111,527	(2.9)	150,109	(3.8)	178,781	(4.4)	203,764	(5.0)
	Other	43,338	(1.1)	57,308	(1.4)	79,103	(2.0)	89,977	(2.2)

Source: Nielsen-Claritas Pop-Facts Database and 2010 U.S. Census.

**Table 3. Population by Detailed Asian Origin, U.S. Census**

Total Population		2000		2010		2013		2018	
		3,840,344		3,998,047		4,044,178		4,110,036	
		Freq.	%	Freq.	%	Freq.	%	Freq.	%
Asian Origin	Indian	34,449	(0.9)	50,169	(1.3)	69,766	(1.7)	78,394	(1.9)
	Cambodian	7,325	(0.2)	8,605	(0.2)	13,701	(0.3)	15,375	(0.4)
	Chinese	31,602	(0.8)	44,484	(1.1)	54,043	(1.3)	60,906	(1.5)
	Filipino	8,561	(0.2)	11,725	(0.3)	11,652	(0.3)	13,148	(0.3)
	Hmong	205	(0.0)	228	(0.0)	27	(0.0)	31	(0.0)
	Japanese	3,040	(0.1)	4,430	(0.1)	2,787	(0.1)	3,151	(0.1)
	Korean	21,841	(0.6)	30,365	(0.8)	28,941	(0.7)	32,631	(0.8)
	Laotian	1,455	(0.0)	1,810	(0.0)	1,961	(0.0)	2,215	(0.1)
	Thai	703	(0.0)	987	(0.0)	1,340	(0.0)	1,498	(0.0)
	Vietnamese	17,989	(0.5)	22,680	(0.6)	29,568	(0.7)	33,284	(0.8)
	Other	10,705	(0.3)	14,735	(0.4)	23,364	(0.6)	26,294	(0.6)

Source: Nielsen-Claritas Pop-Facts Database and 2010 U.S. Census.



**Table 4. Socio-Economic Indicators, U.S. Census**

		2000		2010		2013		2018	
		3,840,344		3,998,047		4,044,178		4,110,036	
		Freq.	%	Freq.	%	Freq.	%	Freq.	%
<b>Education</b>	Less than HS	462,705	(18.3)	341,220	(13.1)	328,015	(12.1)	339,820	(12.2)
	HS graduate	1,339,745	(53.0)	1,402,621	(53.8)	1,456,312	(53.9)	1,502,952	(53.9)
	College or more	726,208	(28.7)	863,759	(33.1)	920,000	(34.0)	943,154	(33.9)
<b>Employment</b>	Employed	1,753,034	(93.5)	1,876,675	(93.5)	1,886,908	(90.1)	1,923,110	(90.1)
	Unemployed	122,031	(6.5)	131,283	(6.5)	207,181	(9.9)	210,849	(9.9)
<b>Poverty Status</b>	Families living in poverty w/o children	19,920	(4.4)	91,915	(9.2)	100,251	(10.1)	102,114	(10.1)
	Families living in poverty with children	67,504	(13.4)	69,152	(13.9)	74,711	(15.3)	76,060	(15.3)
<b>Housing Unit Type</b>	Renter-occupied	460,898	(31.7)	516,364	(33.8)	524,917	(33.9)	536,933	(34.0)
	Owner-occupied	995,036	(68.3)	1,013,486	(66.2)	1,025,016	(66.1)	1,041,636	(66.0)
<b>Median Household Income</b>		49,317		62,515		61,130		65,032	

Source: Nielsen-Claritas Pop-Facts Database and 2010 U.S. Census.



**Bucks County**

**Table 5. Socio-Demographic Indicators, U.S. Census**

		2000		2010		2013		2018	
		597,635		625,249		628,487		633,488	
		Freq.	%	Freq.	%	Freq.	%	Freq.	%
<b>Age</b>	0-17	153,486	(25.7)	143,514	(23.0)	139,737	(22.2)	133,937	(21.1)
	18-44	224,997	(37.6)	197,589	(31.6)	194,860	(31.0)	194,226	(30.7)
	45-64	145,058	(24.3)	192,927	(30.9)	195,228	(31.1)	191,153	(30.2)
	65+	74,094	(12.4)	91,219	(14.6)	98,662	(15.7)	114,172	(18.0)
<b>Gender</b>	Male	293,182	(49.1)	306,663	(49.0)	308,124	(49.0)	310,286	(49.0)
	Female	304,453	(50.9)	318,586	(51.0)	320,363	(51.0)	323,202	(51.0)
<b>Race/Ethnicity*</b>	White	544,733	(91.1)	543,207	(86.9)	539,721	(85.9)	535,052	(84.5)
	Black	18,970	(3.2)	21,454	(3.4)	21,850	(3.5)	22,357	(3.5)
	Asian	13,545	(2.3)	23,893	(3.8)	26,281	(4.2)	29,705	(4.7)
	Other	6,382	(1.1)	9,913	(1.6)	10,779	(1.7)	12,071	(1.9)
	Latino	14,005	(2.3)	26,782	(4.3)	29,856	(4.8)	34,303	(5.4)
<b>Language Spoken at Home</b>	English	--	--	530,526	(90.0)	530,902	(89.4)	534,539	(89.4)
	Spanish	--	--	14,176	(2.4)	16,624	(2.8)	16,635	(2.8)
	Asian Language	--	--	10,688	(1.8)	11,578	(1.9)	11,601	(1.9)
	Other	--	--	33,944	(5.8)	34,809	(5.9)	34,925	(5.8)

\*White, Black, Asian and Other races exclude Latinos.  
Source: Nielsen-Claritas Pop-Facts Database and 2010 U.S. Census.



**Table 6. Latino Population by Specific Origin, U.S. Census**

Total Population		2000		2010		2013		2018	
		597,635		625,249		628,487		633,488	
		Freq.	%	Freq.	%	Freq.	%	Freq.	%
Specific Origin	Cuban	650	(0.1)	1,096	(0.2)	1,086	(0.2)	1,233	(0.2)
	Mexican	3,046	(0.5)	6,142	(1.0)	7,527	(1.2)	8,603	(1.4)
	Puerto Rican	6,304	(1.1)	8,067	(1.3)	10,814	(1.7)	12,520	(2.0)
	Other	4,005	(0.7)	7,371	(1.2)	10,429	(1.7)	11,947	(1.9)

Source: Nielsen-Claritas Pop-Facts Database and 2010 U.S. Census.

**Table 7. Population by Detailed Asian Origin, U.S. Census**

Total Population		2000		2010		2013		2018	
		597,635		625,249		628,487		633,488	
		Freq.	%	Freq.	%	Freq.	%	Freq.	%
Asian Origin	Indian	5,916	(1.0)	9,569	(1.5)	11,193	(1.8)	12,612	(2.0)
	Cambodian	123	(0.0)	195	(0.0)	383	(0.1)	431	(0.1)
	Chinese	2,237	(0.4)	3,767	(0.6)	4,602	(0.7)	5,206	(0.8)
	Filipino	1,264	(0.2)	2,016	(0.3)	2,119	(0.3)	2,405	(0.4)
	Hmong	ND		ND		ND		ND	
	Japanese	314	(0.1)	494	(0.1)	325	(0.1)	366	(0.1)
	Korean	2,099	(0.4)	3,383	(0.5)	3,483	(0.6)	3,937	(0.6)
	Laotian	22	(0.0)	39	(0.0)	183	(0.0)	207	(0.0)
	Thai	77	(0.0)	120	(0.0)	270	(0.0)	302	(0.0)
	Vietnamese	764	(0.1)	1,190	(0.2)	1,886	(0.3)	2,147	(0.3)
	Other	807	(0.1)	1,334	(0.2)	1,965	(0.3)	2,239	(0.4)

Source: Nielsen-Claritas Pop-Facts Database and 2010 U.S. Census.

ND=Not Displayed. Percentages are not calculated and displayed when the count is less than 10.



**Table 8. Socio-Economic Indicators, U.S. Census**

		2000		2010		2013		2018	
		597,635		625,249		628,487		633,488	
		Freq.	%	Freq.	%	Freq.	%	Freq.	%
<b>Education</b>	Less than HS	45,929	(11.4)	36,062	(8.4)	29,714	(6.8)	30,086	(6.8)
	HS graduate	231,058	(57.4)	247,040	(57.3)	254,329	(58.3)	258,558	(58.4)
	College or more	125,588	(31.2)	148,126	(34.3)	152,293	(34.9)	154,404	(34.9)
<b>Employment</b>	Employed	308,281	(96.5)	330,161	(95.6)	325,028	(91.9)	331,367	(91.9)
	Unemployed	11,128	(3.5)	15,162	(4.4)	28,668	(8.1)	29,246	(8.1)
<b>Poverty Status</b>	Families living in poverty w/o children	1,646	(2.1)	5,527	(3.2)	6,228	(3.7)	6,350	(3.7)
	Families living in poverty with children	3,430	(4.2)	3,808	(4.8)	4,525	(6.0)	4,621	(6.1)
<b>Housing Unit Type</b>	Renter-occupied	49,520	(22.6)	53,836	(22.9)	54,412	(23.0)	55,184	(23.0)
	Owner-occupied	169,205	(77.4)	181,013	(77.1)	182,566	(77.0)	184,607	(77.0)
<b>Median Household Income</b>		60,414		74,850		73,244		77,675	

Source: Nielsen-Claritas Pop-Facts Database and 2010 U.S. Census.



**Chester County**

**Table 9. Socio-Demographic Indicators, U.S. Census**

Total Population		2000		2010		2013		2018	
		433,501		498,886		509,675		524,577	
		Freq.	%	Freq.	%	Freq.	%	Freq.	%
Age	0-17	113,582	(26.2)	124,055	(24.9)	124,080	(24.3)	123,382	(23.5)
	18-44	166,042	(38.3)	167,808	(33.6)	167,546	(32.9)	168,881	(32.2)
	45-64	103,200	(23.8)	143,148	(28.7)	147,848	(29.0)	149,455	(28.5)
	65+	50,677	(11.7)	63,875	(12.8)	70,201	(13.8)	82,859	(15.8)
Gender	Male	212,739	(49.1)	245,161	(49.1)	250,390	(49.1)	257,559	(49.1)
	Female	220,762	(50.9)	253,725	(50.9)	259,285	(50.9)	267,018	(50.9)
Race/Ethnicity*	White	377,925	(87.2)	409,561	(82.1)	412,368	(80.9)	415,683	(79.2)
	Black	26,395	(6.1)	29,388	(5.9)	29,587	(5.8)	29,519	(5.6)
	Asian	8,400	(1.9)	19,216	(3.9)	21,948	(4.3)	26,089	(5.0)
	Other	4,655	(1.1)	8,218	(1.6)	9,133	(1.8)	10,538	(2.0)
	Latino	16,126	(3.7)	32,503	(6.5)	36,639	(7.2)	42,748	(8.1)
Language Spoken at Home	English	--	--	418,025	(89.3)	421,292	(88.2)	433,227	(88.2)
	Spanish	--	--	19,797	(4.2)	26,730	(5.6)	27,330	(5.6)
	Asian Language	--	--	9,605	(2.1)	10,618	(2.2)	10,836	(2.2)
	Other	--	--	20,652	(4.4)	19,196	(4.0)	19,670	(4.0)

\*White, Black, Asian and Other races exclude Latinos.  
Source: Nielsen-Claritas Pop-Facts Database and 2010 U.S. Census.





**Table 10. Latino Population by Specific Origin, U.S. Census**

Total Population		2000		2010		2013		2018	
		433,501		498,886		509,675		524,577	
		Freq.	%	Freq.	%	Freq.	%	Freq.	%
Specific Origin	Cuban	413	(0.1)	826	(0.2)	1,205	(0.2)	1,414	(0.3)
	Mexican	8,226	(1.9)	15,119	(3.0)	21,908	(4.3)	25,490	(4.9)
	Puerto Rican	4,803	(1.1)	5,664	(1.1)	8,157	(1.6)	9,595	(1.8)
	Other	2,684	(0.6)	3,799	(0.8)	5,369	(1.1)	6,249	(1.2)

Source: Nielsen-Claritas Pop-Facts Database and 2010 U.S. Census.

**Table 11. Population by Detailed Asian Origin, U.S. Census**

Total Population		2000		2010		2013		2018	
		433,501		498,886		509,675		524,577	
		Freq.	%	Freq.	%	Freq.	%	Freq.	%
Asian Origin	Indian	2,849	(0.7)	6,159	(1.2)	9,538	(1.9)	11,287	(2.2)
	Cambodian	39	(0.0)	79	(0.0)	89	(0.0)	103	(0.0)
	Chinese	2,405	(0.6)	5,159	(1.0)	5,618	(1.1)	6,700	(1.3)
	Filipino	520	(0.1)	1,094	(0.2)	1,361	(0.3)	1,624	(0.3)
	Hmong	ND		ND		ND		ND	
	Japanese	286	(0.1)	615	(0.1)	376	(0.1)	447	(0.1)
	Korean	953	(0.2)	2,061	(0.4)	1,499	(0.3)	1,804	(0.3)
	Laotian	73	(0.0)	159	(0.0)	29	(0.0)	34	(0.0)
	Thai	43	(0.0)	89	(0.0)	153	(0.0)	177	(0.0)
	Vietnamese	725	(0.2)	1,509	(0.3)	1,386	(0.3)	1,653	(0.3)
	Other	574	(0.1)	1,217	(0.2)	1,989	(0.4)	2,364	(0.5)

Source: Nielsen-Claritas Pop-Facts Database and 2010 U.S. Census.

ND=Not Displayed. Percentages are not calculated and displayed when the count is less than 10.



**Table 12. Socio-Economic Indicators, U.S. Census**

		2000		2010		2013		2018	
		433,501		498,886		509,675		524,577	
		Freq.	%	Freq.	%	Freq.	%	Freq.	%
<b>Education</b>	Less than HS	30,576	(10.7)	24,246	(7.3)	24,692	(7.3)	25,425	(7.3)
	HS graduate	133,888	(46.8)	148,540	(44.7)	146,489	(43.5)	151,418	(43.6)
	College or more	121,352	(42.5)	159,684	(48.0)	165,691	(49.2)	170,841	(49.1)
<b>Employment</b>	Employed	221,255	(96.4)	261,832	(96.1)	261,549	(94.1)	271,920	(94.1)
	Unemployed	8,214	(3.6)	10,697	(3.9)	16,449	(5.9)	17,081	(5.9)
<b>Poverty Status</b>	Families living in poverty w/o children	943	(1.7)	4,829	(3.7)	4,759	(3.6)	4,900	(3.6)
	Families living in poverty with children	2,586	(4.4)	3,143	(4.8)	3,381	(5.1)	3,472	(5.1)
<b>Housing Unit Type</b>	Renter-occupied	37,477	(23.7)	43,572	(23.8)	44,551	(23.9)	45,936	(24.0)
	Owner-occupied	120,428	(76.3)	139,328	(76.2)	141,794	(76.1)	145,483	(76.0)
<b>Median Household Income</b>		65,996		85,389		85,554		92,894	

Source: Nielsen-Claritas Pop-Facts Database and 2010 U.S. Census.



**Delaware County**

**Table 13. Socio-Demographic Indicators, U.S. Census**

Total Population		2000		2010		2013		2018	
		550,864		558,979		559,856		561,593	
		Freq.	%	Freq.	%	Freq.	%	Freq.	%
Age	0-17	136,833	(24.8)	130,412	(23.3)	128,090	(22.9)	125,775	(22.4)
	18-44	207,693	(37.7)	195,364	(35.0)	193,802	(34.6)	192,685	(34.3)
	45-64	120,669	(21.9)	153,477	(27.5)	154,218	(27.5)	149,772	(26.7)
	65+	85,669	(15.6)	79,726	(14.3)	83,746	(15.0)	93,361	(16.6)
Gender	Male	262,824	(47.7)	267,849	(47.9)	268,621	(48.0)	270,047	(48.1)
	Female	288,040	(52.3)	291,130	(52.1)	291,235	(52.0)	291,546	(51.9)
Race/Ethnicity*	White	438,416	(79.6)	397,424	(71.1)	386,633	(69.1)	370,143	(65.9)
	Black	79,070	(14.4)	108,231	(19.4)	115,152	(20.6)	126,450	(22.5)
	Asian	18,022	(3.3)	26,144	(4.7)	27,970	(5.0)	30,510	(5.4)
	Other	6,988	(1.3)	10,643	(1.9)	11,566	(2.1)	12,979	(2.3)
	Latino	8,368	(1.5)	16,537	(3.0)	18,535	(3.3)	21,511	(3.8)
Language Spoken at Home	English	--	--	466,487	(89.8)	466,375	(88.7)	467,326	(88.8)
	Spanish	--	--	10,464	(2.0)	13,556	(2.6)	13,512	(2.6)
	Asian Language	--	--	15,346	(3.0)	14,367	(2.7)	14,275	(2.7)
	Other	--	--	27,172	(5.2)	31,216	(5.9)	31,180	(5.9)

\*White, Black, Asian and Other races exclude Latinos.  
Source: Nielsen-Claritas Pop-Facts Database and 2010 U.S. Census.



**Table 14. Latino Population by Specific Origin, U.S. Census**

Total Population		2000		2010		2013		2018	
		550,864		558,979		559,856		561,593	
		Freq.	%	Freq.	%	Freq.	%	Freq.	%
Specific Origin	Cuban	514	(0.1)	768	(0.1)	720	(0.1)	834	(0.1)
	Mexican	1,258	(0.2)	2,636	(0.5)	4,131	(0.7)	4,776	(0.9)
	Puerto Rican	3,310	(0.6)	5,454	(1.0)	6,836	(1.2)	8,007	(1.4)
	Other	3,286	(0.6)	4,169	(0.7)	6,848	(1.2)	7,894	(1.4)

Source: Nielsen-Claritas Pop-Facts Database and 2010 U.S. Census.

**Table 15. Population by Detailed Asian Origin, U.S. Census**

Total Population		2000		2010		2013		2018	
		550,864		558,979		559,856		561,593	
		Freq.	%	Freq.	%	Freq.	%	Freq.	%
Asian Origin	Indian	4,856	(0.9)	6,657	(1.2)	8,946	(1.6)	9,708	(1.7)
	Cambodian	296	(0.1)	386	(0.1)	687	(0.1)	742	(0.1)
	Chinese	3,937	(0.7)	5,565	(1.0)	6,242	(1.1)	6,818	(1.2)
	Filipino	1,103	(0.2)	1,573	(0.3)	1,698	(0.3)	1,855	(0.3)
	Hmong	73	(0.0)	91	(0.0)	19	(0.0)	29	(0.0)
	Japanese	579	(0.1)	822	(0.1)	385	(0.1)	418	(0.1)
	Korean	3,237	(0.6)	4,526	(0.8)	2,649	(0.5)	2,883	(0.5)
	Laotian	200	(0.0)	235	(0.0)	105	(0.0)	110	(0.0)
	Thai	122	(0.0)	171	(0.0)	161	(0.0)	174	(0.0)
	Vietnamese	2,221	(0.4)	2,846	(0.5)	3,619	(0.6)	3,987	(0.7)
	Other	1,479	(0.3)	2,073	(0.4)	3,608	(0.6)	3,957	(0.7)

Source: Nielsen-Claritas Pop-Facts Database and 2010 U.S. Census.



**Table 16. Socio-Economic Indicators, U.S. Census**

		2000		2010		2013		2018	
		550,864		558,979		559,856		561,593	
		Freq.	%	Freq.	%	Freq.	%	Freq.	%
<b>Education</b>	Less than HS	49,226	(13.5)	34,508	(9.5)	32,546	(8.8)	32,828	(8.8)
	HS graduate	206,278	(56.5)	202,792	(56.0)	209,603	(56.5)	211,896	(56.6)
	College or more	109,670	(30.0)	124,760	(34.5)	128,802	(34.7)	129,925	(34.7)
<b>Employment</b>	Employed	258,782	(95.1)	272,161	(93.9)	269,193	(91.1)	271,042	(91.1)
	Unemployed	13,310	(4.9)	17,603	(6.1)	26,390	(8.9)	26,604	(8.9)
<b>Poverty Status</b>	Families living in poverty w/o children	1,949	(2.8)	8,319	(5.9)	9,896	(7.1)	9,891	(7.1)
	Families living in poverty with children	6,143	(8.6)	6,966	(10.0)	7,984	(11.4)	7,981	(11.4)
<b>Housing Unit Type</b>	Renter-occupied	57,936	(28.1)	61,488	(29.5)	61,787	(29.6)	62,221	(29.8)
	Owner-occupied	148,384	(71.9)	147,212	(70.5)	146,967	(70.4)	146,895	(70.2)
<b>Median Household Income</b>		50,139		63,537		61,884		65,176	

Source: Nielsen-Claritas Pop-Facts Database and 2010 U.S. Census.



**Montgomery County**

**Table 17. Socio-Demographic Indicators, U.S. Census**

Total Population		2000		2010		2013		2018	
		750,097		799,874		809,053		822,203	
		Freq.	%	Freq.	%	Freq.	%	Freq.	%
Age	0-17	181,145	(24.1)	183,499	(22.9)	183,286	(22.7)	182,630	(22.2)
	18-44	281,973	(37.6)	267,385	(33.4)	263,919	(32.6)	260,802	(31.7)
	45-64	175,182	(23.4)	228,263	(28.5)	233,294	(28.8)	233,804	(28.4)
	65+	111,797	(14.9)	120,727	(15.1)	128,554	(15.9)	144,967	(17.6)
Gender	Male	362,554	(48.3)	387,964	(48.5)	392,569	(48.5)	399,188	(48.6)
	Female	387,543	(51.7)	411,910	(51.5)	416,484	(51.5)	423,015	(51.4)
Race/Ethnicity*	White	640,019	(85.3)	631,784	(79.0)	626,936	(77.5)	619,176	(75.3)
	Black	55,303	(7.4)	67,582	(8.4)	70,247	(8.7)	74,266	(9.0)
	Asian	30,126	(4.0)	51,354	(6.4)	56,447	(7.0)	63,856	(7.8)
	Other	9,349	(1.2)	14,921	(1.9)	16,357	(2.0)	18,554	(2.3)
	Latino	15,300	(2.0)	34,233	(4.3)	39,066	(4.8)	46,351	(5.6)
Language Spoken at Home	English	--	--	654,214	(89.2)	669,076	(87.9)	679,404	(88.0)
	Spanish	--	--	16,948	(2.3)	23,062	(3.0)	23,284	(3.0)
	Asian Language	--	--	22,771	(3.1)	27,506	(3.6)	27,739	(3.6)
	Other	--	--	39,600	(5.4)	41,309	(5.4)	41,847	(5.4)

\*White, Black, Asian and Other races exclude Latinos.  
Source: Nielsen-Claritas Pop-Facts Database and 2010 U.S. Census.



**Table 18. Latino Population by Specific Origin, U.S. Census**

Total Population		2000		2010		2013		2018	
		750,097		799,874		809,053		822,203	
		Freq.	%	Freq.	%	Freq.	%	Freq.	%
Specific Origin	Cuban	812	(0.1)	970	(0.1)	1,439	(0.2)	1,707	(0.2)
	Mexican	3,940	(0.5)	9,204	(1.2)	14,630	(1.8)	17,295	(2.1)
	Puerto Rican	5,595	(0.7)	8,600	(1.1)	10,947	(1.4)	13,081	(1.6)
	Other	4,953	(0.7)	8,203	(1.0)	12,050	(1.5)	14,268	(1.7)

Source: Nielsen-Claritas Pop-Facts Database and 2010 U.S. Census.

**Table 19. Population by Detailed Asian Origin, U.S. Census**

Total Population		2000		2010		2013		2018	
		750,097		799,874		809,053		822,203	
		Freq.	%	Freq.	%	Freq.	%	Freq.	%
Asian Origin	Indian	8,056	(1.1)	11,760	(1.5)	18,005	(2.2)	20,307	(2.5)
	Cambodian	304	(0.0)	422	(0.1)	478	(0.1)	543	(0.1)
	Chinese	5,694	(0.8)	8,024	(1.0)	9,259	(1.1)	10,516	(1.3)
	Filipino	1,674	(0.2)	2,317	(0.3)	2,302	(0.3)	2,595	(0.3)
	Hmong	ND		ND		ND		ND	
	Japanese	655	(0.1)	899	(0.1)	629	(0.1)	708	(0.1)
	Korean	9,015	(1.2)	12,271	(1.5)	15,442	(1.9)	17,487	(2.1)
	Laotian	158	(0.0)	219	(0.0)	167	(0.0)	193	(0.0)
	Thai	159	(0.0)	213	(0.0)	424	(0.1)	476	(0.1)
	Vietnamese	2,687	(0.4)	3,727	(0.5)	4,785	(0.6)	5,453	(0.7)
	Other	1,785	(0.2)	2,524	(0.3)	5,197	(0.6)	5,862	(0.7)

Source: Nielsen-Claritas Pop-Facts Database and 2010 U.S. Census.

ND=Not Displayed. Percentages are not calculated and displayed when the count is less than 10.



**Table 20. Socio-Economic Indicators, U.S. Census**

		2000		2010		2013		2018	
		750,097		799,874		809,053		822,203	
		Freq.	%	Freq.	%	Freq.	%	Freq.	%
<b>Education</b>	Less than HS	59,307	(11.5)	41,948	(7.8)	39,186	(7.0)	39,773	(7.0)
	HS graduate	256,777	(49.8)	259,216	(48.4)	269,687	(48.2)	274,348	(48.3)
	College or more	199,787	(38.7)	234,304	(43.8)	250,134	(44.7)	253,861	(44.7)
<b>Employment</b>	Employed	384,688	(95.5)	410,333	(96.1)	418,816	(93.3)	427,658	(93.3)
	Unemployed	17,965	(4.5)	16,794	(3.9)	30,110	(6.7)	30,730	(6.7)
<b>Poverty Status</b>	Families living in poverty w/o children	1,426	(1.4)	7,913	(3.8)	7,753	(3.7)	7,895	(3.7)
	Families living in poverty with children	4,044	(4.1)	5,875	(5.8)	5,701	(5.7)	5,797	(5.7)
<b>Housing Unit Type</b>	Renter-occupied	75,865	(26.5)	82,749	(26.9)	84,104	(27.0)	86,149	(27.1)
	Owner-occupied	210,233	(73.5)	225,001	(73.1)	227,789	(73.0)	232,023	(72.9)
<b>Median Household Income</b>		61,538		77,987		76,825		84,513	

Source: Nielsen-Claritas Pop-Facts Database and 2010 U.S. Census.





**Philadelphia County**

**Table 21. Socio-Demographic Indicators, U.S. Census**

Total Population		2000		2010		2013		2018	
		1,517,550		1,526,006		1,548,343		1,579,838	
		Freq.	%	Freq.	%	Freq.	%	Freq.	%
Age	0-17	383,469	(25.3)	343,837	(22.5)	346,802	(22.4)	356,622	(22.6)
	18-44	612,613	(40.4)	638,082	(41.8)	639,228	(41.3)	633,595	(40.1)
	45-64	307,746	(20.3)	358,778	(23.5)	365,043	(23.6)	368,317	(23.3)
	65+	213,722	(14.1)	185,309	(12.1)	197,270	(12.7)	221,304	(14.0)
Gender	Male	705,107	(46.5)	719,813	(47.2)	732,377	(47.3)	750,916	(47.5)
	Female	812,443	(53.5)	806,193	(52.8)	815,966	(52.7)	828,922	(52.5)
Race/Ethnicity*	White	644,395	(42.5)	562,585	(36.9)	551,134	(35.6)	533,069	(33.7)
	Black	646,123	(42.6)	644,287	(42.2)	650,865	(42.0)	659,449	(41.7)
	Asian	67,119	(4.4)	95,521	(6.3)	103,633	(6.7)	115,866	(7.3)
	Other	30,985	(2.0)	36,002	(2.4)	37,833	(2.4)	40,577	(2.6)
	Latino	128,928	(8.5)	187,611	(12.3)	204,878	(13.2)	230,877	(14.6)
Language Spoken at Home	English	--	--	1,108,940	(80.2)	1,142,550	(79.0)	1,166,400	(79.1)
	Spanish	--	--	126,518	(9.1)	140,265	(9.7)	142,357	(9.7)
	Asian Language	--	--	55,172	(4.0)	67,214	(4.7)	68,158	(4.6)
	Other	--	--	92,743	(6.7)	95,388	(6.6)	97,064	(6.6)

\*White, Black, Asian and Other races exclude Latinos.  
Source: Nielsen-Claritas Pop-Facts Database and 2010 U.S. Census.



**Table 22. Latino Population by Specific Origin, U.S. Census**

Total Population		2000		2010		2013		2018	
		1,517,550		1,526,006		1,548,343		1,579,838	
		Freq.	%	Freq.	%	Freq.	%	Freq.	%
Specific Origin	Cuban	2,730	(0.2)	3,351	(0.2)	4,010	(0.3)	4,504	(0.3)
	Mexican	6,220	(0.4)	13,550	(0.9)	14,439	(0.9)	16,180	(1.0)
	Puerto Rican	91,527	(6.0)	122,358	(8.0)	142,034	(9.2)	160,569	(10.2)
	Other	28,451	(1.9)	33,852	(2.2)	44,395	(2.9)	49,624	(3.1)

Source: Nielsen-Claritas Pop-Facts Database and 2010 U.S. Census.

**Table 23. Population by Detailed Asian Origin, U.S. Census**

Total Population		2000		2010		2013		2018	
		1,517,550		1,526,006		1,548,343		1,579,838	
		Freq.	%	Freq.	%	Freq.	%	Freq.	%
Asian Origin	Indian	12,819	(0.8)	16,184	(1.1)	22,413	(1.4)	24,897	(1.6)
	Cambodian	6,570	(0.4)	7,529	(0.5)	12,063	(0.8)	13,563	(0.9)
	Chinese	17,390	(1.1)	22,156	(1.5)	28,484	(1.8)	31,870	(2.0)
	Filipino	4,012	(0.3)	4,744	(0.3)	4,196	(0.3)	4,697	(0.3)
	Hmong	122	(0.0)	121	(0.0)	ND		ND	
	Japanese	1,216	(0.1)	1,603	(0.1)	1,078	(0.1)	1,210	(0.1)
	Korean	6,556	(0.4)	8,167	(0.5)	5,875	(0.4)	6,551	(0.4)
	Laotian	1,001	(0.1)	1,159	(0.1)	1,471	(0.1)	1,668	(0.1)
	Thai	301	(0.0)	390	(0.0)	331	(0.0)	361	(0.0)
	Vietnamese	11,608	(0.8)	13,454	(0.9)	18,046	(1.2)	20,238	(1.3)
	Other	6,059	(0.4)	7,610	(0.5)	10,633	(0.7)	11,891	(0.8)

Source: Nielsen-Claritas Pop-Facts Database and 2010 U.S. Census.

ND=Not Displayed. Percentages are not calculated and displayed when the count is less than 10.



**Table 24. Socio-Economic Indicators, U.S. Census**

		2000		2010		2013		2018	
		1,517,550		1,526,006		1,548,343		1,579,838	
		Freq.	%	Freq.	%	Freq.	%	Freq.	%
<b>Education</b>	Less than HS	278,090	(28.8)	204,770	(21.4)	202,166	(20.0)	212,004	(20.0)
	HS graduate	515,466	(53.3)	549,620	(57.5)	580,174	(57.5)	610,835	(57.6)
	College or more	172,641	(17.9)	200,952	(21.0)	226,748	(22.5)	237,989	(22.4)
<b>Employment</b>	Employed	584,957	(89.1)	609,989	(89.5)	618,227	(85.4)	627,399	(85.4)
	Unemployed	71,582	(10.9)	71,251	(10.5)	105,990	(14.6)	107,644	(14.6)
<b>Poverty Status</b>	Families living in poverty w/o children	14,113	(8.9)	65,373	(18.7)	71,644	(20.7)	73,102	(20.7)
	Families living in poverty with children	51,146	(26.0)	49,368	(27.0)	53,139	(30.0)	54,189	(30.0)
<b>Housing Unit Type</b>	Renter-occupied	240,438	(40.7)	275,200	(45.9)	280,570	(46.0)	287,980	(46.1)
	Owner-occupied	349,633	(59.3)	324,536	(54.1)	329,537	(54.0)	336,372	(53.9)
<b>Median Household Income</b>		31,011		37,509		34,341		34,386	

Source: Nielsen-Claritas Pop-Facts Database and 2010 U.S. Census.



**Pennsylvania**

**Table 25. Socio-Demographic Indicators, U.S. Census**

Total Population		2000		2010		2013		2018	
		12,281,026		12,702,379		12,785,546		12,910,005	
		Freq.	%	Freq.	%	Freq.	%	Freq.	%
Age	0-17	2,922,256	(23.8)	2,792,155	(22.0)	2,760,909	(21.6)	2,735,591	(21.2)
	18-44	4,602,793	(37.5)	4,388,169	(34.5)	4,360,018	(34.1)	4,329,955	(33.5)
	45-64	2,836,833	(23.1)	3,562,748	(28.0)	3,572,415	(27.9)	3,485,718	(27.0)
	65+	1,919,144	(15.6)	1,959,307	(15.4)	2,092,204	(16.4)	2,358,741	(18.3)
Gender	Male	5,929,727	(48.3)	6,190,363	(48.7)	6,233,014	(48.8)	6,296,695	(48.8)
	Female	6,351,299	(51.7)	6,512,016	(51.3)	6,552,532	(51.2)	6,613,310	(51.2)
Race/Ethnicity*	White	10,484,203	(84.4)	10,094,652	(79.5)	10,010,316	(78.3)	9,886,505	(76.6)
	Black	1,224,612	(9.9)	1,327,091	(10.4)	1,363,150	(10.7)	1,416,944	(11.0)
	Asian	219,813	(1.8)	346,288	(2.7)	377,857	(3.0)	423,710	(3.3)
	Other	93,350	(0.8)	214,688	(1.7)	233,021	(1.8)	260,790	(2.0)
	Latino	394,095	(3.2)	719,660	(5.7)	801,202	(6.3)	922,056	(7.1)
Language Spoken at Home	English	--	--	10,772,932	(89.9)	10,833,087	(89.9)	10,922,744	(89.9)
	Spanish	--	--	515,279	(4.3)	508,744	(4.2)	512,994	(4.2)
	Asian Language	--	--	203,715	(1.7)	205,074	(1.7)	206,626	(1.7)
	Other	--	--	491,312	(4.1)	498,532	(4.1)	502,797	(4.1)

\*White, Black, Asian and Other races exclude Latinos.  
Source: Nielsen-Claritas Pop-Facts Database and 2010 U.S. Census.



**Table 26. Latino Population by Specific Origin, U.S. Census**

Total Population		2000		2010		2013		2018	
		12,281,026		12,702,379		12,785,546		12,910,005	
		Freq.	%	Freq.	%	Freq.	%	Freq.	%
Specific Origin	Cuban	10,349	(0.1)	18,289	(0.1)	21,079	(0.2)	24,204	(0.2)
	Mexican	55,196	(0.5)	126,192	(1.0)	139,869	(1.1)	161,250	(1.3)
	Puerto Rican	228,579	(1.9)	378,312	(3.0)	425,291	(3.3)	489,598	(3.8)
	Other	99,971	(0.8)	199,318	(1.6)	214,963	(1.7)	247,004	(1.9)

Source: Nielsen-Claritas Pop-Facts Database and 2010 U.S. Census.

**Table 27. Population by Detailed Asian Origin, U.S. Census**

Total Population		2000		2010		2013		2018	
		12,281,026		12,702,379		12,785,546		12,910,005	
		Freq.	%	Freq.	%	Freq.	%	Freq.	%
Asian Origin	Indian	57,232	(0.5)	102,096	(0.8)	113,804	(0.9)	127,642	(1.0)
	Cambodian	8,533	(0.1)	16,708	(0.1)	16,033	(0.1)	17,929	(0.1)
	Chinese	48,715	(0.4)	80,119	(0.6)	87,096	(0.7)	97,775	(0.8)
	Filipino	756	(0.0)	18,554	(0.2)	22,544	(0.2)	25,283	(0.2)
	Hmong	6,979	(0.1)	2,853	(0.0)	167	(0.0)	186	(0.0)
	Japanese	31,611	(0.3)	5,708	(0.0)	6,508	(0.1)	7,298	(0.1)
	Korean	2,215	(0.0)	39,755	(0.3)	42,507	(0.3)	47,755	(0.4)
	Laotian	14,508	(0.1)	2,854	(0.0)	3,079	(0.0)	3,446	(0.0)
	Thai	1,675	(0.0)	2,755	(0.0)	2,817	(0.0)	3,133	(0.0)
	Vietnamese	30,022	(0.2)	45,358	(0.4)	47,332	(0.4)	53,081	(0.4)
	Other	17,579	(0.1)	10,014	(0.1)	39,080	(0.3)	43,753	(0.3)

Source: Nielsen-Claritas Pop-Facts Database and 2010 U.S. Census.



**Table 28. Socio-Economic Indicators, U.S. Census**

		2000		2010		2013		2018	
		12,281,026		12,702,379		12,785,546		12,910,005	
		Freq.	%	Freq.	%	Freq.	%	Freq.	%
<b>Education</b>	Less than HS	1,494,731	(18.1)	1,003,960	(11.6)	1,032,950	(11.8)	1,052,892	(11.8)
	HS graduate	4,922,960	(59.6)	5,314,065	(61.4)	5,353,792	(61.3)	5,457,313	(61.3)
	College or more	1,846,734	(22.3)	2,336,804	(27.0)	2,347,391	(26.9)	2,392,861	(26.9)
<b>Employment</b>	Employed	5,653,298	(94.4)	5,842,995	(90.4)	5,964,251	(91.1)	6,042,982	(91.1)
	Unemployed	338,413	(5.6)	620,495	(9.6)	581,125	(8.9)	588,741	(8.9)
<b>Poverty Status</b>	Families living in poverty w/o children	62,290	(3.8)	297,387	(9.3)	298,155	(9.1)	301,570	(9.1)
	Families living in poverty with children	191,818	(12.3)	211,119	(15.9)	228,177	(15.3)	230,672	(15.3)
<b>Housing Unit Type</b>	Renter-occupied	1,370,694	(28.7)	1,527,182	(30.4)	1,543,211	(30.5)	1,566,008	(30.6)
	Owner-occupied	3,406,307	(71.3)	3,491,722	(69.6)	3,517,143	(69.5)	3,555,242	(69.4)
<b>Median Household Income</b>		41,440		49,288		51,142		53,619	

Source: Nielsen-Claritas Pop-Facts Database and 2010 U.S. Census.



## **APPENDIX C: VITAL STATISTICS TABLES**



**Table 1: Average Annualized Birth Rates for Women 15-44 Years  
by Race and Ethnicity, 2005-2008**

	<b>Service Area</b>	<b>Bucks County</b>	<b>Chester County</b>	<b>Delaware County</b>	<b>Montgomery County</b>	<b>Philadelphia County</b>	<b>Pennsylvania</b>
	Rate (Number)	Rate (Number)	Rate (Number)	Rate (Number)	Rate (Number)	Rate (Number)	Rate (Number)
<b>Total</b>	63.8 (51,009)	51.9 (6,284)	59.9 (5,793)	61.0 (6,792)	62.5 (9,381)	71.1 (22,759)	58.7 (144,233)
White	52.9 (27,561)	48.0 (5,233)	56.4 (4,693)	53.3 (4,302)	58.5 (7,241)	48.9 (6,093)	52.6 (105,608)
Black	73.2 (14,381)	60.7 (290)	53.3 (365)	76.4 (1,764)	63.9 (841)	74.9 (11,121)	74.6 (21,237)
Asian	78.6 (3,328)	81.2 (351)	93.1 (351)	78.7 (412)	85.4 (801)	72.0 (1,415)	78.8 (5,298)
Other	108.4 (4,253)	111.3 (321)	93.1 (266)	99.2 (239)	105.6 (400)	110.8 (3,028)	92.6 (8,810)
Latina	123.7 (5,834)	110.9 (410)	178.9 (715)	118.9 (253)	159.6 (695)	114.0 (3,761)	110.0 (13,040)
Non-Latina	58.6 (44,084)	49.3 (5,792)	54.4 (5,043)	58.3 (6,369)	59.2 (8,626)	63.6 (18,255)	55.4 (129,559)

**Notes:**

The birth rate is calculated per 1,000 women 15-44 years of age.

White, Black, Asian and Other races include Latinas.

Source: Pennsylvania Department of Health, Bureau of Health Statistics and Research. Calculations prepared by PHMC.





**Table 2: Average Annualized Birth Rates for Adolescent Women 10-17 Years  
by Race and Ethnicity, 2005-2008**

	<b>Service Area</b>	<b>Bucks County</b>	<b>Chester County</b>	<b>Delaware County</b>	<b>Montgomery County</b>	<b>Philadelphia County</b>	<b>Pennsylvania</b>
	Rate (Number)	Rate (Number)	Rate (Number)	Rate (Number)	Rate (Number)	Rate (Number)	Rate (Number)
Total	8.4 (1,816)	1.9 (66)	3.0 (81)	6.1 (190)	2.8 (118)	17.1 (1,361)	6.9 (4,427)
White	2.3 (321)	1.4 (45)	1.6 (39)	2.3 (52)	1.7 (58)	5.2 (128)	3.7 (1,900)
Black	19.0 (1,090)	7.4 (11)	11.7 (21)	18.4 (124)	11.3 (43)	20.5 (891)	19.8 (1,653)
Asian	3.2 (28)	ND	ND	ND	ND	6.3 (23)	3.0 (42)
Other	22.7 (281)	ND	12.8 (13)	12.9 (11)	9.8 (13)	28.7 (237)	19.0 (604)
Latina	28.8 (409)	10.2 (11)	28.6 (35)	24.1 (15)	24.9 (30)	31.5 (319)	25.5 (935)
Non-Latina	6.7 (1,340)	1.6 (53)	1.7 (45)	5.4 (166)	2.1 (86)	14.2 (990)	5.6 (3,400)

Notes:

The birth rate is calculated per 1,000 women 10-17 years of age.

White, Black, Asian and Other races include Latinas.

ND=Not Displayed. Rates are not calculated and displayed when the count is less than 10.

Source: Pennsylvania Department of Health, Bureau of Health Statistics and Research. Calculations prepared by PHMC.



**Table 3: Average Annualized Percentage of Infants Born at Low Birth Weight by Race and Ethnicity, 2005-2008**

	<b>Service Area</b>	<b>Bucks County</b>	<b>Chester County</b>	<b>Delaware County</b>	<b>Montgomery County</b>	<b>Philadelphia County</b>	<b>Pennsylvania</b>
	Percent (Number)	Percent (Number)	Percent (Number)	Percent (Number)	Percent (Number)	Percent (Number)	Percent (Number)
<b>Total</b>	9.1 (4,654)	6.6 (419)	6.7 (388)	8.4 (570)	7.2 (683)	11.3 (2,595)	8.3 (12,022)
White	6.7 (1,854)	6.3 (332)	6.1 (289)	6.6 (283)	6.6 (482)	7.7 (469)	7.1 (7,552)
Black	13.7 (1,992)	9.5 (28)	12.0 (44)	13.1 (233)	11.1 (94)	14.2 (1,594)	13.6 (2,918)
Asian	7.7 (258)	8.2 (29)	7.4 (26)	6.9 (29)	8.2 (66)	7.7 (109)	8.0 (424)
Other	9.2 (394)	7.1 (23)	6.5 (17)	8.1 (20)	7.0 (28)	10.1 (307)	9.0 (795)
Latino/a	8.6 (503)	6.7 (28)	6.8 (49)	8.5 (22)	6.3 (44)	9.5 (361)	8.7 (1,142)
Non-Latino/a	9.0 (3,995)	6.6 (383)	6.6 (335)	8.2 (523)	7.2 (628)	11.6 (2,126)	8.2 (10,648)

**Notes:**

Low birth weight is defined as an infant weighing less than 2500 grams (5.5 lbs.) at birth.

White, Black, Asian and Other races include Latino/as.

Source: Pennsylvania Department of Health, Bureau of Health Statistics and Research. Calculations prepared by PHMC.



**Table 4: Average Annualized Percentage of Infants Born Premature  
by Race and Ethnicity, 2005-2008**

	<b>Service Area</b>	<b>Bucks County</b>	<b>Chester County</b>	<b>Delaware County</b>	<b>Montgomery County</b>	<b>Philadelphia County</b>	<b>Pennsylvania</b>
	Percent (Number)	Percent (Number)	Percent (Number)	Percent (Number)	Percent (Number)	Percent (Number)	Percent (Number)
<b>Total</b>	10.9 (5,497)	9.1 (574)	9.2 (519)	10.5 (713)	9.1 (849)	12.7 (2,842)	10.3 (14,672)
White	9.1 (2,498)	9.0 (471)	8.9 (411)	9.5 (408)	8.7 (630)	9.6 (577)	9.4 (9,859)
Black	14.7 (2,086)	12.1 (35)	13.6 (46)	13.6 (240)	12.5 (105)	15.2 (1,660)	14.6 (3,059)
Asian	7.9 (260)	8.6 (30)	7.6 (26)	7.7 (32)	7.7 (61)	8.0 (111)	8.2 (428)
Other	11.3 (472)	7.8 (25)	9.0 (23)	10.9 (26)	9.0 (36)	12.2 (363)	10.9 (946)
Latino/a	10.8 (619)	8.2 (33)	8.8 (61)	11.5 (29)	9.2 (64)	11.7 (432)	10.6 (1,365)
Non-Latino/a	10.8 (4,698)	9.1 (530)	9.2 (455)	10.3 (655)	9.0 (773)	12.7 (2,285)	10.2 (13,043)

**Notes:**

Premature is defined as the birth of an infant before 37 weeks gestation.

White, Black, Asian and Other races include Latino/as.

Source: Pennsylvania Department of Health, Bureau of Health Statistics and Research. Calculations prepared by PHMC.



**Table 5: Average Annualized Infant Mortality Rate by Race and Ethnicity, 2005-2008**

	<b>Service Area</b>	<b>Bucks County</b>	<b>Chester County</b>	<b>Delaware County</b>	<b>Montgomery County</b>	<b>Philadelphia County</b>	<b>Pennsylvania</b>
	Rate (Number)	Rate (Number)	Rate (Number)	Rate (Number)	Rate (Number)	Rate (Number)	Rate (Number)
Total	8.7 (444)	4.4 (28)	5.6 (33)	7.7 (52)	5.6 (53)	12.2 (279)	7.5 (1,090)
White	6.1 (169)	4.1 (22)	4.8 (23)	4.7 (21)	4.6 (34)	11.6 (71)	6.4 (681)
Black	16.0 (232)	ND	ND	15.9 (28)	13.6 (12)	16.1 (181)	16.2 (348)
Asian	4.7 (16)	ND	ND	ND	ND	ND	4.3 (23)
Other	ND	ND	ND	ND	ND	ND	ND
Latino/a	7.4 (44)	ND	ND	ND	ND	8.9 (34)	7.0 (92)
Non-Latino/a	8.8 (390)	4.6 (27)	5.8 (29)	7.7 (49)	5.4 (47)	13.0 (238)	7.6 (985)

Notes:  
 Infant mortality is defined as the death of an infant within the first year of birth and is calculated per 1,000 live infant births.  
 White, Black, Asian and Other races include Latino/as.  
 ND=Not Displayed. Rates are not calculated and displayed when the count is less than 10.  
 Source: Pennsylvania Department of Health, Bureau of Health Statistics and Research. Calculations prepared by PHMC.

**Table 6: Average Annualized Child and Adolescent Mortality Rates, 2005-2008**

	<b>Service Area</b>	<b>Bucks County</b>	<b>Chester County</b>	<b>Delaware County</b>	<b>Montgomery County</b>	<b>Philadelphia County</b>	<b>Pennsylvania</b>
	Rate (Number)	Rate (Number)	Rate (Number)	Rate (Number)	Rate (Number)	Rate (Number)	Rate (Number)
1-4 years	34.2 (69)	ND	ND	ND	ND	46.9 (39)	37.6 (220)
5-9 years	11.0 (29)	ND	ND	ND	ND	15.4 (15)	11.6 (91)
10-14 years	13.4 (35)	ND	ND	ND	ND	19.4 (19)	14.5 (119)
15-19 years	69.0 (189)	54.6 (22)	40.3 (14)	46.1 (19)	41.1 (20)	104.4 (114)	57.7 (512)

Notes:  
 Rates are calculated per 100,000 children.  
 ND=Not Displayed. Rates are not calculated and displayed when the count is less than 10.  
 Source: Pennsylvania Department of Health, Bureau of Health Statistics and Research. Calculations prepared by PHMC.



**Table 7: Average Annualized Leading Causes of Death for Children 1-19 Years, 2005-2008**

	<b>Service Area</b>	<b>Bucks County</b>	<b>Chester County</b>	<b>Delaware County</b>	<b>Montgomery County</b>	<b>Philadelphia County</b>	<b>Pennsylvania</b>
	Rate (Number)	Rate (Number)	Rate (Number)	Rate (Number)	Rate (Number)	Rate (Number)	Rate (Number)
Accidents	8.8 (87)	9.4 (14)	9.5 (12)	6.9 (10)	7.2 (14)	9.8 (38)	11.8 (362)
Congenital Malformations	1.7 (17)	ND	ND	ND	ND	ND	1.6 (50)
Cancer	2.5 (25)	ND	ND	ND	ND	3.0 (25)	2.6 (7.8)
Heart Disease	1.2 (12)	ND	ND	ND	ND	ND	0.9 (28)
Suicide	1.5 (15)	ND	ND	ND	ND	ND	1.9 (59)
Homicide	7.9 (79)	ND	ND	ND	ND	17.7 (69)	4.3 (131)

Notes:

Mortality rates are calculated per 100,000 population.

ND=Not Displayed. Rates are not calculated and displayed when the count is less than 10.

Source: Pennsylvania Department of Health, Bureau of Health Statistics and Research. Calculations prepared by PHMC.

**Table 8: Communicable Disease Rates, 2007-2009**

	<b>Bucks County</b>	<b>Chester County</b>	<b>Delaware County</b>	<b>Montgomery County</b>	<b>Philadelphia County</b>	<b>Pennsylvania</b>
	Rate (Number)	Rate (Number)	Rate (Number)	Rate (Number)	Rate (Number)	Rate (Number)
Pertussis	6.6 (123)	2.6 (38)	4.3 (72)	7.6 (178)	3.6 (158)	4.0 (1,496)
Varicella	20.7 (387)	39.3 (581)	16.4 (273)	22.5 (525)	31.7 (1,410)	23.1 (8,671)

Notes:

Communicable disease rates are calculated per 100,000 population.

Source: Pennsylvania Department of Health, Bureau of Health Statistics and Research, EpiQMS.



**Table 9: Average Annualized Percentage of Women Receiving Late or No Pre-Natal Care by Race and Ethnicity, 2005-2008**

	<b>Service Area</b>	<b>Bucks County</b>	<b>Chester County</b>	<b>Delaware County</b>	<b>Montgomery County</b>	<b>Philadelphia County</b>	<b>Pennsylvania</b>
	Percent (Number)	Percent (Number)	Percent (Number)	Percent (Number)	Percent (Number)	Percent (Number)	Percent (Number)
<b>Total</b>	35.7 (16,311)	24.9 (1,288)	25.3 (1,451)	31.0 (2,051)	26.0 (2,297)	47.7 (9,225)	29.4 (40,227)
White	24.3 (6,076)	21.7 (949)	22.8 (1,059)	22.4 (944)	21.4 (1,461)	33.6 (1,664)	24.0 (24,458)
Black	52.5 (6,588)	53.6 (124)	44.0 (159)	49.5 (834)	48.1 (369)	53.7 (5,102)	47.5 (9,051)
Asian	37.1 (1,108)	29.1 (76)	22.7 (79)	33.9 (136)	30.1 (230)	48.4 (589)	32.7 (1,604)
Other	49.3 (1,887)	44.7 (106)	40.2 (106)	47.0 (109)	51.0 (196)	50.5 (1,371)	45.9 (3,753)
Latina	49.2 (2,603)	45.9 (150)	45.4 (323)	44.1 (108)	52.1 (344)	50.1 (1,678)	45.4 (5,524)
Non-Latina	33.5 (13,218)	23.1 (1,107)	22.4 (1,118)	30.0 (1,862)	23.8 (1,929)	46.8 (7,203)	27.6 (33,988)

Note:  
White, Black, Asian and Other races include Latinas.  
Source: Pennsylvania Department of Health, Bureau of Health Statistics and Research. Calculations prepared by PHMC.



## APPENDIX D: HOUSEHOLD HEALTH SURVEY TABLES



**Table 1. Selected Child Health Status Indicators by County**

		Service Area	Bucks County	Chester County	Delaware County	Montgomery County	Philadelphia County
		N (%)	N (%)	N (%)	N (%)	N (%)	N (%)
Health Status	Excellent/Very Good/Good	878,100 (95.4)	136,300 (97.6)	118,400 (95.7)	124,600 (97.3)	180,900 (99.1)	315,500 (91.1)
	Fair/Poor	42,000 (4.6)	3,400 (2.4)	5,400 (4.3)	3,400 (2.7)	1,600 (0.9)	30,700 (8.9)
Body Mass Index	Overweight	85,700 (15.3)	16,400 (18.4)	12,800 (16.5)	14,600 (18.1)	15,300 (13.4)	25,500 (12.9)
	Obese	102,200 (18.2)	12,500 (14.0)	10,400 (13.3)	11,800 (14.7)	20,900 (18.3)	48,400 (24.5)
Ever diagnosed with asthma		161,300 (17.6)	24,400 (16.0)	18,100 (13.3)	22,000 (16.8)	24,900 (12.8)	71,900 (23.6)

Notes: Overweight is calculated for children 6-17 years and is defined as scoring in the 85<sup>th</sup>-94<sup>th</sup> BMI-for-age percentile.  
 Obese is calculated for children 6-17 years and is defined as scoring in the 95<sup>th</sup> of greater BMI-for-age percentile.  
 Source: PHMC's 2012 Southeastern Pennsylvania Household Health Survey





**Table 2. Child Access to Care by County**

		Service Area	Bucks County	Chester County	Delaware County	Montgomery County	Philadelphia County
		N (%)	N (%)	N (%)	N (%)	N (%)	N (%)
Usual source of care	Private physician's office	758,000 (85.4)	139,400 (93.7)	121,200 (91.7)	112,400 (89.2)	176,799 (93.6)	208,300 (71.4)
	Community health center or clinic	62,700 (7.1)	1,400 (1.0)	8,800 (6.6)	7,900 (6.3)	6,900 (3.6)	37,700 (12.9)
	Hospital outpatient clinic	48,300 (5.4)	3,800 (2.6)	1,700 (1.3)	4,400 (3.5)	2,700 (1.4)	35,700 (12.2)
Source of child health information	Physician or health care professional	807,300 (88.5)	136,100 (89.5)	122,900 (90.7)	109,200 (85.0)	176,800 (90.9)	262,200 (87.1)
	Family or friends	42,700 (4.7)	4,500 (2.9)	5,400 (4.0)	11,200 (8.7)	7,700 (3.9)	14,000 (4.6)
	Internet or website	35,500 (3.9)	9,500 (6.3)	4,700 (3.5)	3,800 (2.9)	8,000 (4.1)	9,500 (3.1)
Uninsured		28,000 (3.1)	2,800 (1.8)	2,600 (2.0)	3,500 (2.7)	5,800 (3.0)	13,300 (4.4)
No regular source of care		27,100 (3.0)	3,300 (2.3)	3,300 (2.7)	4,800 (3.7)	3,700 (2.1)	12,400 (3.6)
Did not visit dentist in the past year		68,000 (9.3)	4,500 (3.9)	5,500 (5.5)	8,500 (8.1)	11,800 (8.1)	40,500 (15.1)
Did not visit dentist in past year due to cost		36,400 (4.0)	4,100 (2.7)	5,900 (4.3)	3,000 (2.3)	6,800 (3.5)	16,600 (5.4)

Source: PHMC's 2012 Southeastern Pennsylvania Household Health Survey



**Table 3. Child Health Behaviors by County**

		Service Area	Bucks County	Chester County	Delaware County	Montgomery County	Philadelphia County
		N (%)	N (%)	N (%)	N (%)	N (%)	N (%)
Children in same household as an adult respondent who cut a meal in the past year due to cost*		144,200 (15.6)	15,500 (10.2)	14,500 (10.7)	21,800 (16.7)	14,500 (7.4)	77,800 (25.3)
Number of fruits and vegetables consumed in a typical day**	0-3	535,000 (70.4)	82,500 (65.2)	74,800 (67.7)	80,400 (72.3)	105,200 (64.7)	192,000 (77.1)
	4+	224,900 (29.6)	44,100 (34.8)	35,600 (32.3)	30,900 (27.7)	57,400 (35.5)	56,900 (22.9)
Child households with a smoker		81,300 (8.8)	9,500 (6.2)	6,700 (5.0)	12,100 (9.2)	10,900 (5.6)	42,100 (13.7)
Number of times per week exercises for more than 30 minutes**	0-3	184,000 (24.2)	30,900 (24.3)	23,400 (21.4)	27,400 (24.7)	37,700 (23.1)	64,400 (25.8)
	4-6	256,200 (33.6)	48,000 (37.7)	40,300 (36.7)	39,300 (35.5)	55,600 (34.0)	73,100 (29.2)
	7+	321,200 (42.2)	48,400 (38.0)	46,000 (41.9)	44,200 (39.8)	70,000 (42.9)	112,600 (45.0)
Number of hours per day uses computer or plays video games**	<1	309,100 (40.4)	47,100 (37.1)	43,800 (39.5)	47,100 (42.0)	77,200 (47.2)	94,000 (37.2)
	1	200,900 (26.2)	40,200 (31.6)	34,000 (30.7)	27,700 (24.7)	42,400 (25.9)	56,700 (22.5)
	2	135,400 (17.7)	24,700 (19.4)	17,200 (15.5)	22,900 (20.4)	21,100 (12.9)	49,700 (19.7)
	3+	120,200 (15.7)	15,100 (11.9)	15,800 (14.2)	14,500 (12.9)	22,900 (14.0)	52,000 (20.6)
Number of hours per day watches television**	<1	120,800 (15.7)	16,400 (12.9)	20,900 (18.8)	19,800 (17.7)	27,100 (16.5)	36,600 (14.4)
	1	185,600 (24.2)	33,500 (26.4)	30,100 (27.0)	23,700 (21.2)	39,300 (24.0)	59,100 (23.2)
	2	241,900 (31.5)	43,600 (34.4)	34,200 (30.8)	36,000 (32.2)	54,500 (33.2)	73,600 (29.0)
	3+	219,700 (28.6)	33,300 (26.3)	26,100 (23.4)	32,300 (28.9)	43,100 (26.3)	84,900 (33.4)
Parent feels child is always safe in the community		425,500 (55.3)	89,600 (70.3)	79,200 (71.4)	56,300 (50.8)	112,700 (68.6)	87,700 (34.4)

\*Due to question re-wording in 2012, slightly underestimates the estimated number of children who have an adult in the household who cut a meal in the past year due to cost.

\*\*Asked of children three years of age and older

Source: PHMC's 2012 Southeastern Pennsylvania Household Health Survey



**Table 4. Selected Child Health Indicators by Poverty Status**

		Poverty Status		
		Poor	Non-Poor	Total
		N (%)	N (%)	N (%)
Health Status	Excellent/Very Good/Good	187,100 (89.1)	691,000 (97.3)	878,100 (95.4)
	Fair/Poor	22,900 (10.9)	19,100 (2.7)	42,000 (4.6)
Body Mass Index	Overweight	15,700 (14.5)	70,000 (15.4)	85,700 (15.3)
	Obese	34,300 (31.6)	68,000 (15.0)	102,200 (18.2)
Ever diagnosed with asthma		50,800 (24.4)	110,500 (15.6)	161,300 (17.6)
Notes: Overweight is calculated for children 6-17 years and is defined as scoring in the 85 <sup>th</sup> -94 <sup>th</sup> BMI-for-age percentile. Obese is calculated for children 6-17 years and is defined as scoring in the 95 <sup>th</sup> of greater BMI-for-age percentile. Poverty 2011 annual income at or below 150% of Federal Poverty Level Source: PHMC's 2012 Southeastern Pennsylvania Household Health Survey				



<b>Table 5. Child Access to Care by Poverty Status</b>				
		Poverty Status		
		Poor	Non-Poor	Total
		N (%)	N (%)	N (%)
Usual source of care	Private physician's office	127,400 (64.4)	630,600 (91.4)	758,000 (85.4)
	Community health center or clinic	41,000 (20.8)	21,700 (3.1)	62,700 (7.1)
	Hospital outpatient clinic	21,400 (10.8)	26,900 (3.9)	48,300 (5.4)
Source of child health information	Physician or health care professional	181,200 (87.2)	626,000 (88.9)	807,300 (88.5)
	Family or friends	11,200 (5.4)	31,500 (4.5)	42,700 (4.7)
	Internet or website	2,800 (1.3)	32,700 (4.7)	35,500 (3.9)
Uninsured		14,500 (7.0)	13,500 (1.9)	28,000 (3.1)
No regular source of care		10,400 (5.0)	16,700 (2.4)	27,100 (3.0)
Did not visit dentist in the past year		23,000 (14.9)	45,100 (7.8)	68,000 (9.3)
Poverty 2011 annual income at or below 150% of Federal Poverty Level				
Source: PHMC's 2012 Southeastern Pennsylvania Household Health Survey				



**Table 6. Child Health Behaviors by Poverty Status**

		Poverty Status		
		Poor	Non-Poor	Total
		N (%)	N (%)	N (%)
Children in same household as an adult respondent who cut a meal in the past year due to cost*		76,700 (36.5)	67,500 (9.5)	144,200 (15.6)
Number of fruits and vegetables consumed in a typical day**	0-3	121,800 (74.4)	413,200 (69.3)	535,000 (70.4)
	4+	41,900 (25.6)	183,000 (30.7)	224,900 (29.6)
Child households with a smoker		30,600 (14.6)	50,700 (7.1)	81,300 (8.8)
Number of times per week exercises for more than 30 minutes**	0-3	45,300 (27.8)	138,800 (23.2)	184,000 (24.2)
	4-6	46,400 (28.5)	209,900 (35.0)	256,200 (33.6)
	7+	71,000 (43.7)	250,200 (41.8)	321,200 (42.2)
Number of hours per day uses computer or plays video games**	<1	63,100 (38.6)	246,100 (40.9)	309,100 (40.4)
	1	35,700 (21.9)	165,200 (27.4)	200,900 (26.2)
	2	28,200 (17.2)	107,200 (17.8)	135,400 (17.7)
	3+	36,500 (22.3)	83,600 (13.9)	120,200 (15.7)
Number of hours per day watches television**	<1	25,500 (15.5)	95,300 (15.8)	120,800 (15.7)
	1	43,200 (26.2)	142,400 (23.6)	185,600 (24.2)
	2	42,900 (26.0)	199,000 (33.0)	241,900 (31.5)
	3+	53,100 (32.3)	166,500 (27.6)	219,700 (28.6)
Parent feels child is always safe in the community		62,700 (37.6)	362,800 (60.3)	425,500 (55.3)
<p>*Due to question re-wording in 2012, slightly underestimates the estimated number of children who have an adult in the household who cut a meal in the past year due to cost.  **Asked of children three years of age and older  Source: PHMC's 2012 Southeastern Pennsylvania Household Health Survey</p>				



**Table 7. Selected Child Health Indicators by Race and Ethnicity**

		Race and Ethnicity					
		White	Black	Latino	Asian	Other	Total
		N (%)	N (%)	N (%)	N (%)	N (%)	N (%)
Health Status	Excellent/Very Good/Good	533,500 (97.9)	192,600 (93.1)	77,600 (87.7)	45,299 (93.2)	19,900 (92.0)	868,800 (95.5)
	Fair/Poor	11,200 (2.1)	14,300 (6.9)	10,900 (12.3)	3,300 (6.8)	1,700 (8.0)	41,400 (4.5)
Body Mass Index	Overweight	53,300 (15.1)	20,400 (16.3)	6,300 (13.6)	3,900 (18.7)	1,000 (8.3)	84,900 (15.2)
	Obese	46,100 (13.0)	33,400 (26.6)	14,700 (31.7)	2,800 (13.1)	5,000 (43.3)	102,000 (18.3)
Ever diagnosed with asthma		74,800 (13.7)	49,200 (23.8)	21,700 (24.8)	8,200 (17.3)	4,900 (22.5)	158,800 (17.5)

Obese is calculated for children 6-17 years and is defined as scoring in the 95<sup>th</sup> of greater BMI-for-age percentile.  
Source: PHMC's 2012 Southeastern Pennsylvania Household Health Survey



**Table 8. Child Access to Care by Race and Ethnicity**

		Race/Ethnicity					
		White	Black	Latino	Asian	Other	Total
		N (%)	N (%)	N (%)	N (%)	N (%)	N (%)
Usual source of care	Private physician's office	511,500 (96.1)	137,500 (68.0)	52,900 (64.5)	36,000 (82.9)	13,500 (69.0)	751,400 (85.4)
	Community health center or clinic	6,800 (1.3)	29,700 (14.7)	20,300 (24.8)	4,100 (9.4)	1,300 (6.8)	62,200 (7.1)
	Hospital outpatient clinic	7,800 (1.5)	29,500 (14.6%)	6,400 (7.8)	2,000 (4.7)	2,600 (13.0)	48,300 (5.5)
Source of child health information	Physician or health care professional	488,400 (90.0)	179,300 (87.4)	75,600 (89.1)	37,700 (78.8)	19,000 (87.9)	80,000 (88.7)
	Family or friends	24,400 (4.5)	8,400 (4.1)	2,400 (2.8)	5,800 (12.1)	1,400 (6.8)	42,400 (4.7)
	Internet or website	23,900 (4.4)	6,500 (3.2)	2,000 (2.4)	2,600 (5.4)	400 (2.0)	35,400 (3.9)
Uninsured		9,500 (1.8)	7,600 (3.7)	10,000 (11.4)	500 (1.0)	300 (1.2)	27,900 (3.1)
No regular source of care		11,100 (2.0)	3,700 (1.8)	5,200 (6.0)	3,200 (6.8)	2,000 (9.0)	25,200 (2.8)
Did not visit dentist in the past year		26,300 (5.9)	22,200 (13.7)	7,900 (11.9)	9,100 (24.5)	2,000 (13.5)	67,500 (9.3)

Source: PHMC's 2012 Southeastern Pennsylvania Household Health Survey



**Table 9. Child Health Behaviors by Race and Ethnicity**

		Race and Ethnicity					
		White	Black	Latino	Asian	Other	Total
		N (%)	N (%)	N (%)	N (%)	N (%)	N (%)
Children in same household as an adult respondent who cut a meal in the past year due to cost*		51,700 (9.5)	57,500 (27.7)	22,200 (25.1)	4,900 (10.0)	6,400 (29.4)	142,600 (15.6)
Number of fruits and vegetables consumed in a typical day**	0-3	309,200 (67.1)	125,500 (73.7)	54,700 (78.9)	30,500 (84.9)	10,900 (68.3)	530,800 (70.6)
	4+	151,600 (32.9)	44,800 (26.3)	14,600 (21.1)	5,400 (15.1)	5,000 (31.7)	221,500 (29.4)
Child households with a smoker		30,300 (5.6)	35,300 (17.0)	6,700 (7.6)	3,200 (6.5)	4,900 (22.7)	80,400 (8.8)
Number of times per week exercises for more than 30 minutes**	0-3	100,900 (21.8)	48,100 (28.2)	19,800 (29.3)	9,300 (24.3)	5,200 (32.3)	183,200 (24.3)
	4-6	165,700 (35.9)	49,100 (28.8)	22,800 (33.8)	14,000 (36.5)	4,100 (25.4)	255,600 (33.9)
	7+	195,400 (42.3)	73,400 (43.0)	24,900 (36.9)	15,000 (39.1)	6,800 (42.3)	315,500 (41.8)
Number of hours per day uses computer or plays video games**	<1	197,100 (42.7)	59,100 (34.1)	26,100 (37.3)	18,500 (47.4)	5,300 (36.1)	306,100 (40.4)
	1	132,300 (28.7)	38,300 (22.1)	17,300 (24.8)	7,500 (19.2)	3,300 (22.2)	198,700 (26.2)
	2	75,200 (18.3)	35,800 (20.7)	12,200 (17.4)	8,700 (22.4)	2,100 (14.4)	134,000 (17.7)
	3+	56,600 (12.3)	40,000 (23.1)	14,300 (20.5)	4,300 (11.0)	4,000 (27.3)	119,300 (15.7)
Number of hours per day watches television**	<1	73,200 (15.9)	19,100 (11.1)	12,700 (17.9)	13,100 (33.5)	1,500 (9.6)	119,700 (15.7)
	1	116,900 (25.3)	37,800 (21.8)	14,900 (21.0)	9,800 (25.1)	5,300 (32.9)	184,600 (24.3)
	2	163,000 (35.3)	52,000 (30.1)	13,000 (18.3)	7,000 (17.9)	3,500 (21.6)	238,400 (31.4)
	3+	108,400 (23.5)	64,100 (37.0)	30,300 (42.8)	9,200 (23.5)	5,700 (35.8)	217,700 (28.8)
Parent feels child is always safe in the community		299,400 (64.6)	67,800 (39.3)	25,500 (36.4)	22,200 (56.1)	7,800 (48.6)	422,700 (55.5)

\*Due to question re-wording in 2012, slightly underestimates the estimated number of children who have an adult in the household who cut a meal in the past year due to cost.

\*\*Asked of children three years of age and older

Source: PHMC's 2012 Southeastern Pennsylvania Household Health Survey





Table 10. Selected Child Health Indicators by Age					
		Age			
		0-5	6-12	13-17	Total
		N (%)	N (%)	N (%)	N (%)
Health Status	Excellent/Very Good/Good	279,400 (95.9)	325,500 (95.2)	255,900 (95.4)	860,800 (95.5)
	Fair/Poor	11,900 (4.1)	16,300 (4.8)	12,400 (4.6)	40,600 (4.5)
Body Mass Index	Overweight	N/A	52,200 (16.9)	33,600 (13.2)	85,700 (15.3)
	Obese	N/A	78,100 (25.4)	24,100 (9.5)	102,200 (18.2)
Ever diagnosed with asthma		29,200 (10.1)	73,400 (21.5)	56,700 (21.1)	159,300 (17.7)
N/A = not asked for children ages 0-5.					
Source: PHMC's 2012 Southeastern Pennsylvania Household Health Survey					



		Age			
		0-5	6-12	13-17	Total
		N (%)	N (%)	N (%)	N (%)
Usual source of care	Private physician's office	237,900 (83.9)	281,300 (85.8)	222,600 (86.3)	741,800 (85.3)
	Community health center or clinic	25,000 (8.8)	23,200 (7.1)	13,000 (5.0)	61,100 (7.0)
	Hospital outpatient clinic	13,700 (4.9)	17,900 (5.5)	16,600 (6.4)	48,300 (5.6)
Source of child health information	Physician or health care professional	248,500 (85.5)	297,900 (88.4)	243,700 (92.0)	790,100 (88.5)
	Family or friends	18,300 (6.3)	15,600 (4.6)	8,000 (3.0)	41,900 (4.7)
	Internet or website	10,900 (3.7)	15,900 (4.7)	7,500 (2.8)	34,300 (3.8)
Uninsured		9,200 (3.2)	5,500 (1.6)	13,400 (5.0)	28,000 (3.1)
No regular source of care		6,400 (2.2)	10,700 (3.1)	9,500 (3.6)	26,600 (3.0)
Did not visit dentist in the past year		19,100 (17.9)	19,500 (5.7)	28,400 (10.6)	67,000 (9.4)
Source: PHMC's 2012 Southeastern Pennsylvania Household Health Survey					



**Table 12. Child Health Behaviors by Age**

		Age			
		0-5	6-12	13-17	Total
		N (%)	N (%)	N (%)	N (%)
Children in same household as an adult respondent who cut a meal in the past year due to cost*		56,200 (19.3)	48,500 (14.2)	38,400 (14.3)	143,100 (15.9)
Number of fruits and vegetables consumed in a typical day**	0-3	102,400 (63.8)	234,600 (70.0)	198,100 (74.9)	535,000 (70.4)
	4+	58,000 (36.2)	100,600 (30.0)	66,300 (25.1)	224,900 (29.6)
Child households with a smoker		23,500 (8.1)	27,100 (7.9)	30,400 (11.3)	81,000 (9.0)
Number of times per week exercises for more than 30 minutes**	0-3	25,600 (16.0)	76,000 (22.5)	82,500 (31.2)	184,000 (24.2)
	4-6	33,700 (21.1)	118,800 (35.2)	103,700 (39.2)	256,200 (33.6)
	7+	100,700 (63.0)	142,500 (42.2)	78,100 (29.5)	321,200 (42.2)
Number of hours per day uses computer or plays video games**	<1	107,100 (65.9)	143,700 (42.5)	58,300 (22.0)	309,100 (40.4)
	1	31,400 (19.3)	105,100 (31.1)	64,400 (24.3)	201,000 (26.2)
	2	13,800 (8.5)	51,900 (15.4)	69,700 (26.3)	135,400 (17.7)
	3+	10,200 (6.3)	37,200 (11.0)	72,800 (27.5)	120,200 (15.7)
Number of hours per day watches television**	<1	32,400 (19.8)	50,200 (14.8)	38,200 (14.4)	120,800 (15.7)
	1	40,200 (24.6)	90,100 (26.5)	55,300 (20.9)	185,600 (24.2)
	2	47,300 (28.9)	114,200 (33.6)	80,400 (30.3)	241,900 (31.5)
	3+	43,500 (26.6)	85,000 (25.0)	91,100 (34.4)	219,700 (28.6)
Parent feels child is always safe in the community		88,300 (54.8)	182,100 (53.7)	155,100 (57.8)	425,500 (55.3)

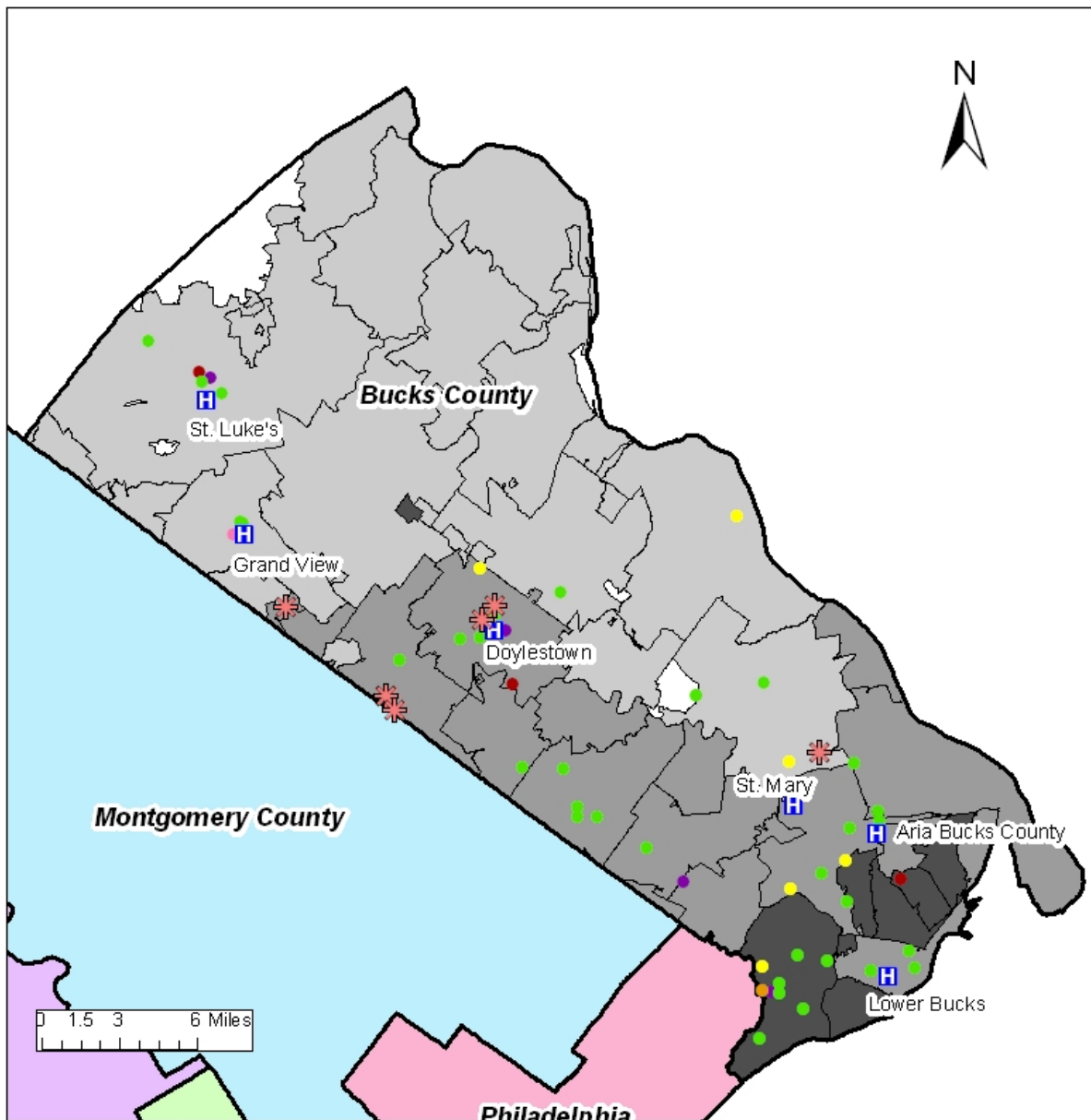
\*Due to question re-wording in 2012, slightly underestimates the estimated number of children who have an adult in the household who cut a meal in the past year due to cost.  
 \*\*Asked of children three years of age and older  
 Source: PHMC's 2012 Southeastern Pennsylvania Household Health Survey



## APPENDIX E: ASSET MAPS



### Bucks County Assets - Health Care Services



**Population Density (per square mile)**

- < 1000
- 1000 - 2600
- > 2600

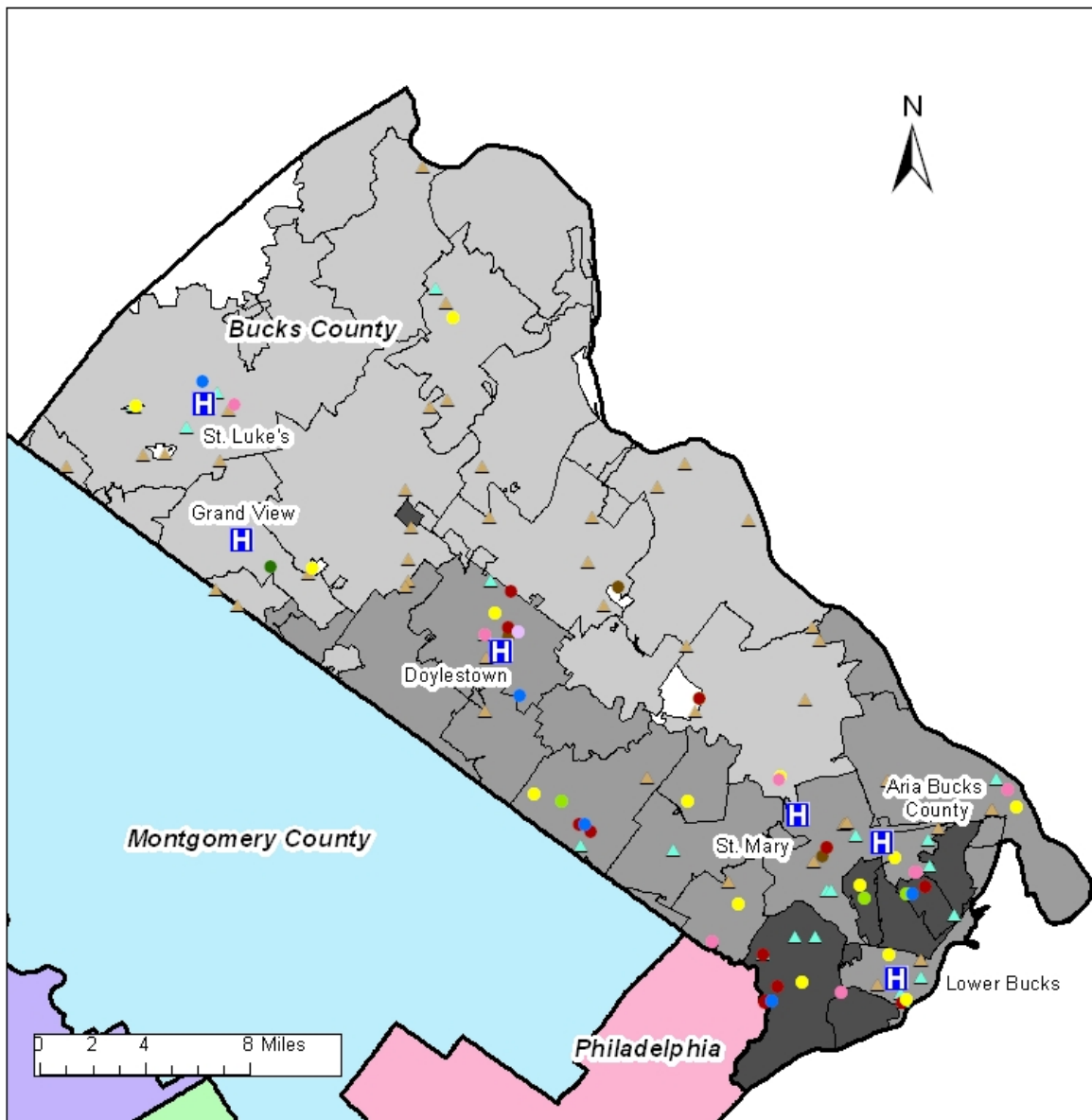
**Health Care Services**

- |   |  |
|---|--|
| <span style="color: blue;">H</span> Hospital                  | <span style="color: orange;">●</span> Women's Health Center                |
| <span style="color: purple;">●</span> Community Health Clinic | <span style="color: green;">●</span> Mental Health/Substance Abuse Service |
| <span style="color: red;">●</span> Health Department          | <span style="color: yellow;">●</span> Urgent Care Center                   |
| <span style="color: pink;">●</span> Dental Clinic             | <span style="color: red;">✱</span> CHOP Care                               |

Unshaded zipcodes are postal or business zipcodes and do not have census population data.  
Prepared by The Research & Evaluation Group, PHMC; November 2012



### Bucks County Assets - Social Services



**Population Density (per square mile)**

- < 1000
- 1000 - 2600
- > 2600

**Hospital**

**Social Services**

- |   |  |
|---|--|
| <span style="color: brown;">●</span> Disability Services  | <span style="color: red;">●</span> Social Services   |
| <span style="color: green;">●</span> Employment Center    | <span style="color: blue;">●</span> WIC              |
| <span style="color: limegreen;">●</span> Homeless Shelter | <span style="color: pink;">●</span> YMCA/YWCA        |
| <span style="color: yellow;">●</span> Senior Services     | <span style="color: purple;">●</span> Youth Services |

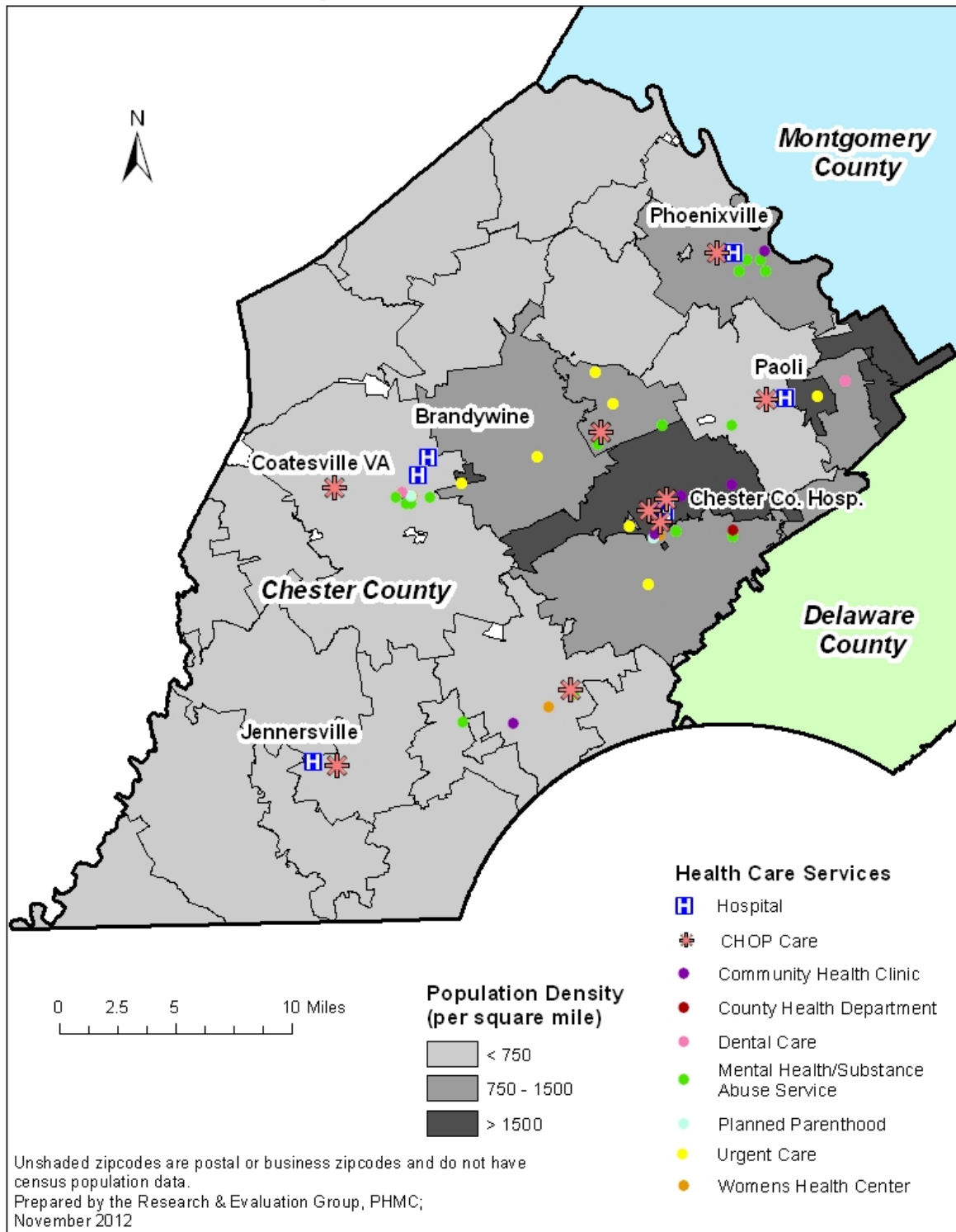
**Food Sources**

- ▲ Farmers Market/Produce Stand
- ▲ Food Pantry

Unshaded zipcodes are postal or business zipcodes and do not have census population data.  
Prepared by The Research & Evaluation Group, PHMC; November 2012

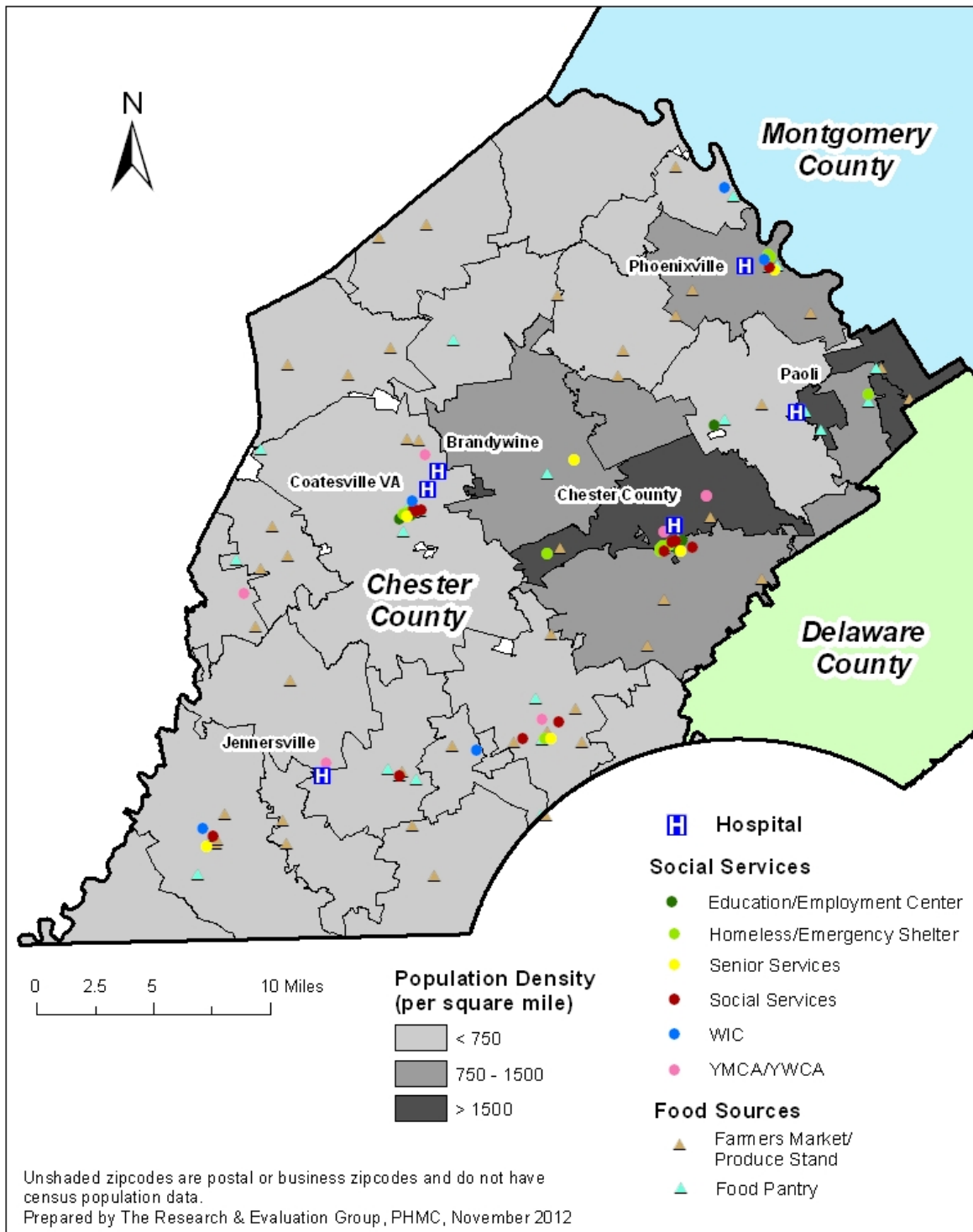


### Chester County Assets - Health Care Services





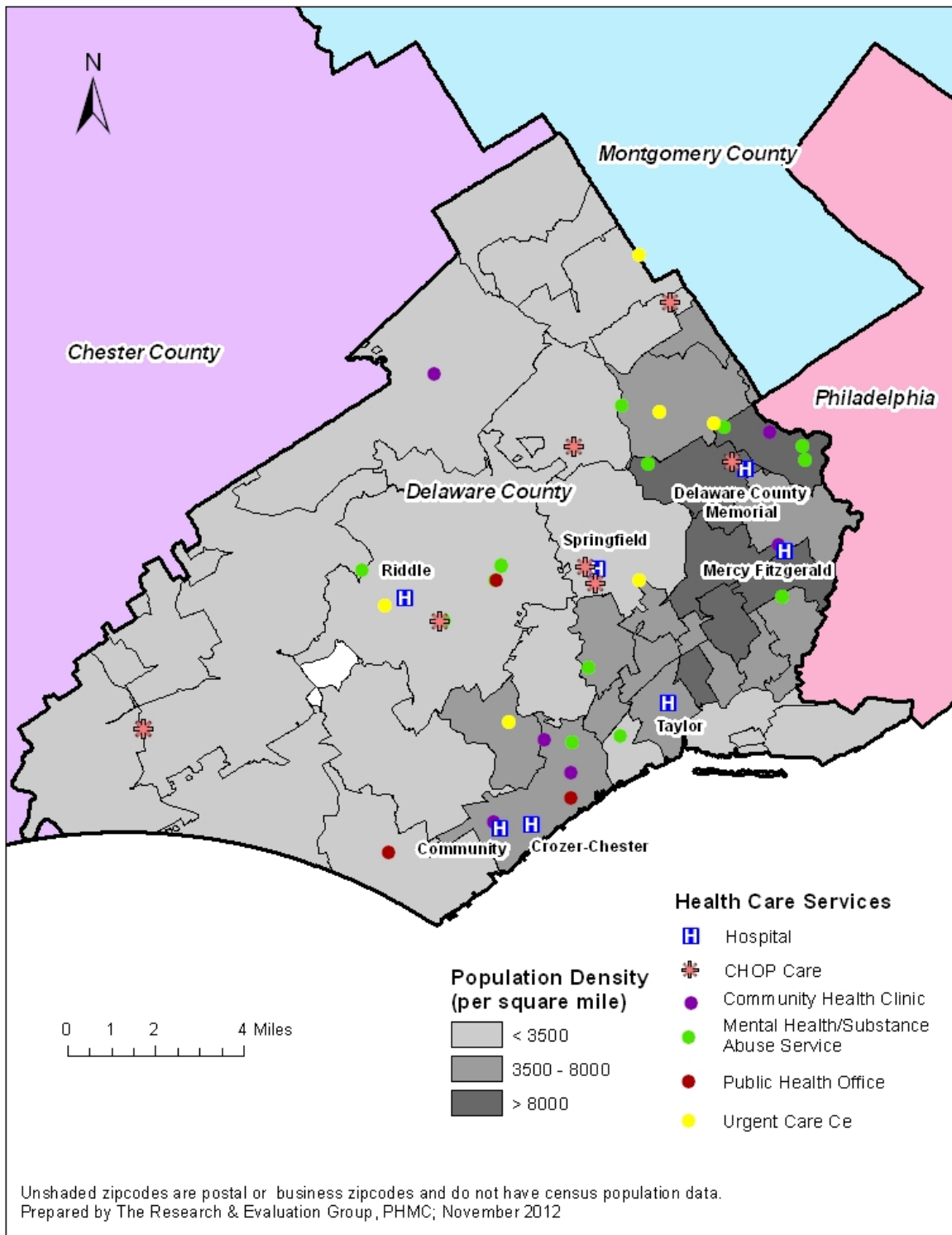
## Chester County Assets - Social Services





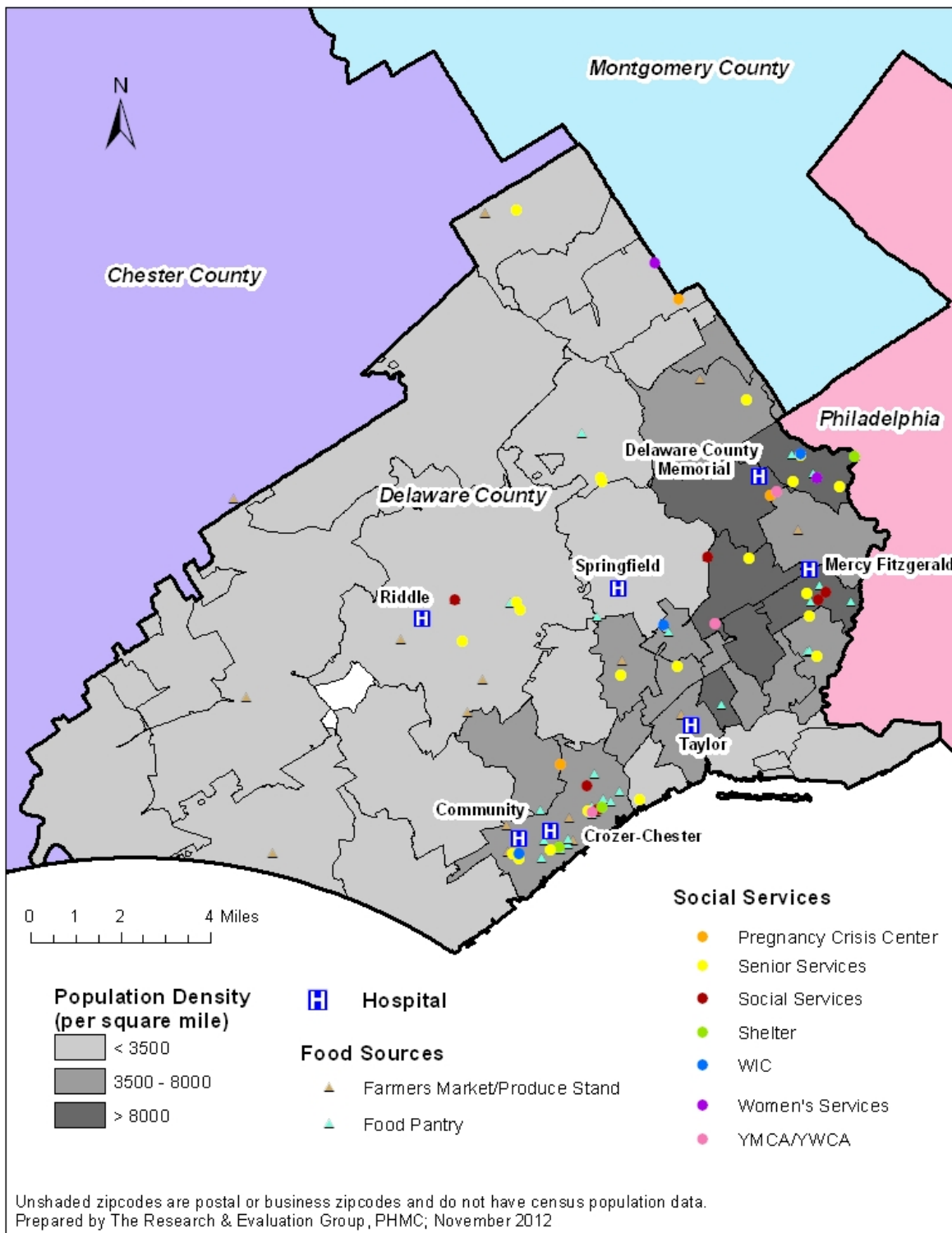


### Delaware County Assets - Health Care Services



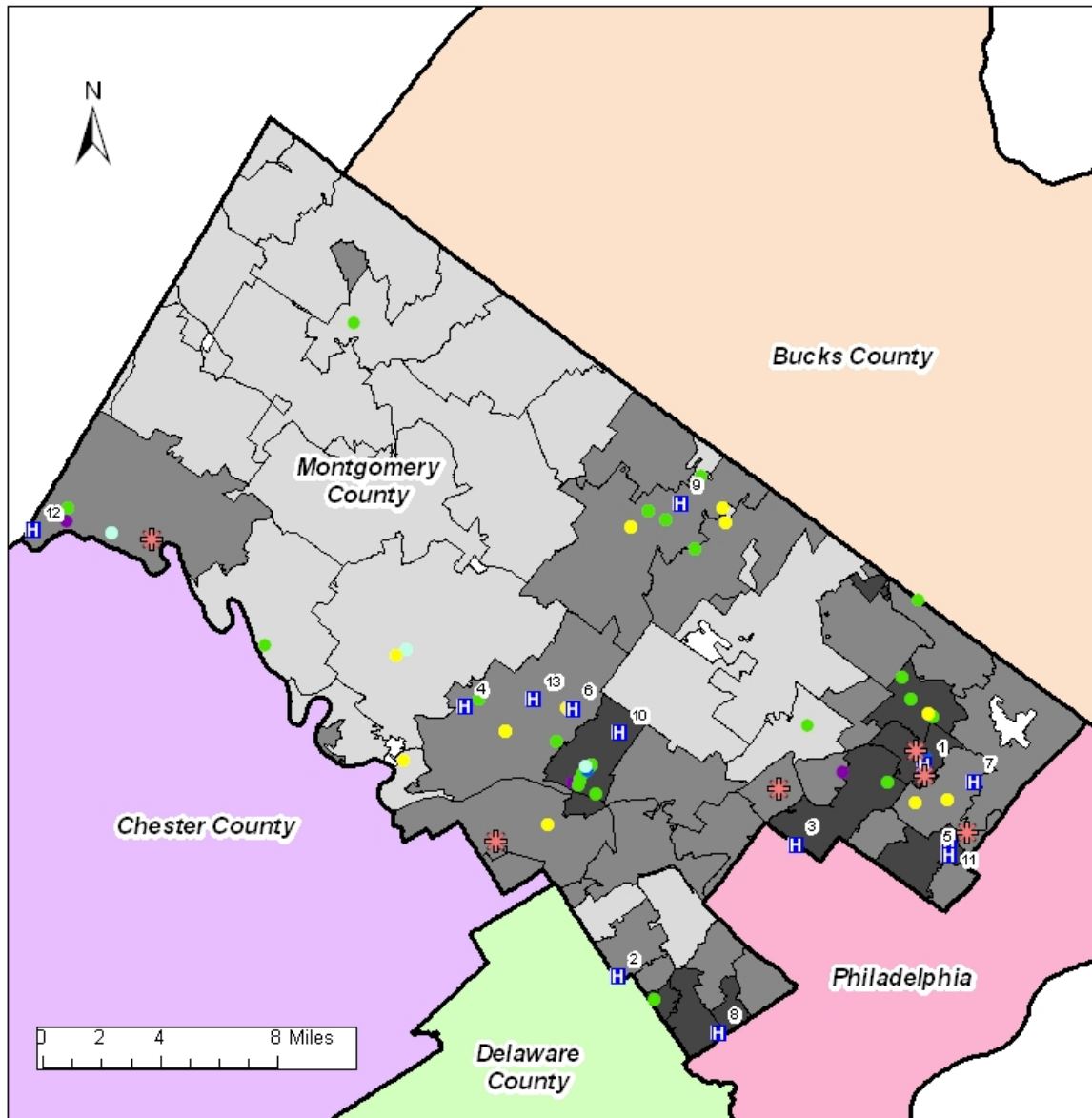


### Delaware County Assets - Social Services





### Montgomery County Assets - Health Care Services



**Population Density (per square mile)**

- < 1550
- 1550 - 3750
- > 3750

**Hospitals**

- |   |                               |
|---|-------------------------------|
| 1 Abington Memorial Hospital            | 7 Holy Redeemer Health System |
| 2 Bryn Mawr Hospital                    | 8 Lankenau Hospital           |
| 3 Chestnut Hill Rehabilitation Hospital | 9 Lansdale Hospital           |
| 4 Eagleville Hospital                   | 10 Mercy Suburban Hospital    |
| 5 Einstein MC Elkins Park               | 11 MossRehab Hospital         |
| 6 Einstein MC Montgomery                | 12 Pottstown Hospital         |
|   | 13 Valley Forge Hospital      |

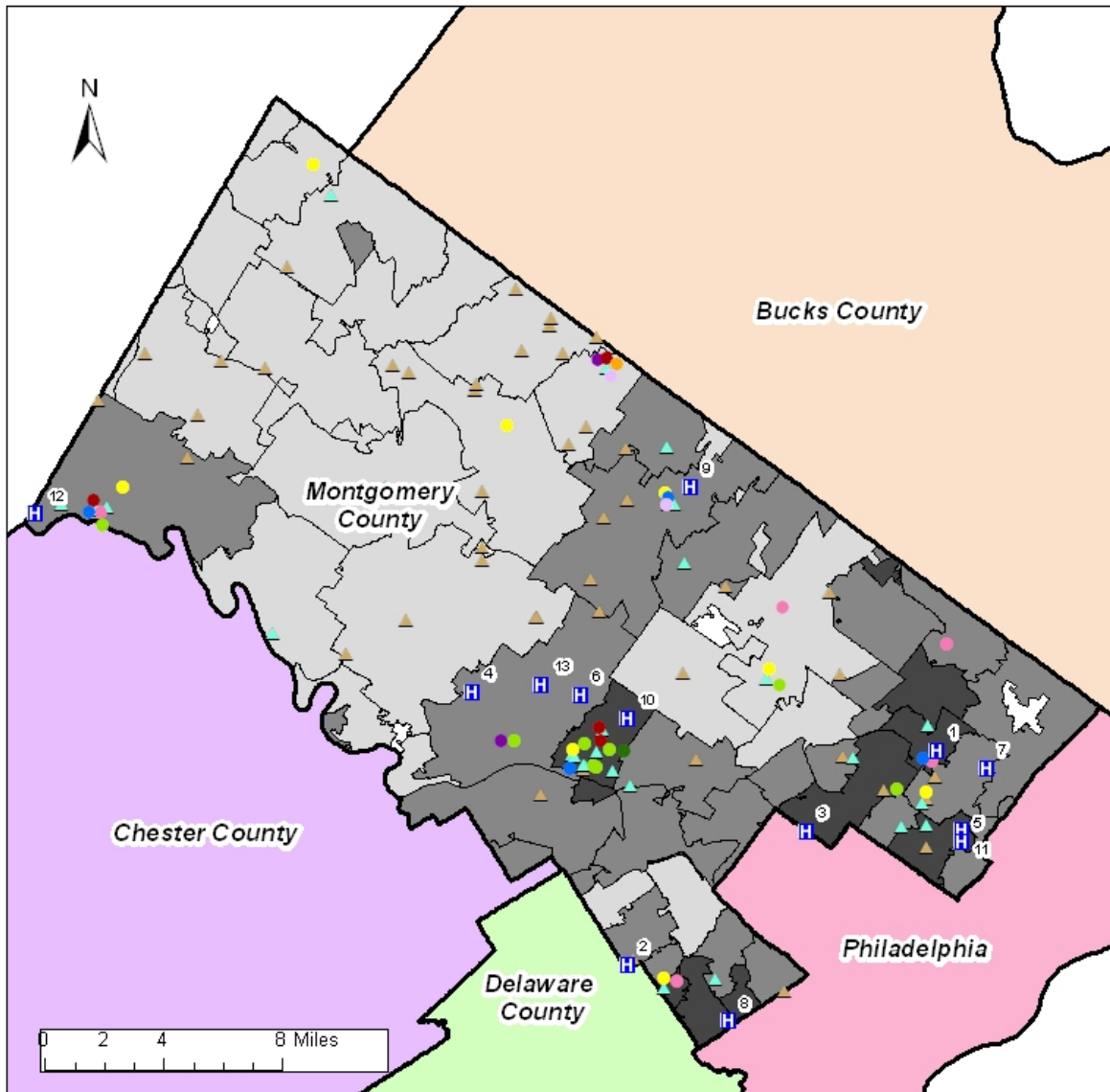
**Health Care Services**

- CHOP Care
- Community Health Clinic
- Mental Health/Substance Abuse Service
- Planned Parenthood
- Urgent Care Center
- Visiting nurse

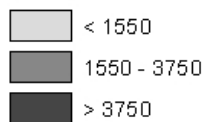
Unshaded zipcodes are postal or business zipcodes and do not have census population data.  
Prepared by The Research & Evaluation Group, PHMC; November 2012



## Montgomery County Assets - Social Services



**Population Density  
(per square mile)**



- 1 Abington Memorial Hospital
- 2 Bryn Mawr Hospital
- 3 Chestnut Hill Rehabilitation Hospital
- 4 Eagleville Hospital
- 5 Einstein MC Elkins Park
- 6 Einstein MC Montgomery

**H Hospitals**

- 7 Holy Redeemer Health System
- 8 Lankenau Hospital
- 9 Lansdale Hospital
- 10 Mercy Suburban Hospital
- 11 MossRehab Hospital
- 12 Pottstown Hospital
- 13 Valley Forge Hospital

**Food Sources**

- ▲ Farmers Market/Produce
- ▲ Food Pantry

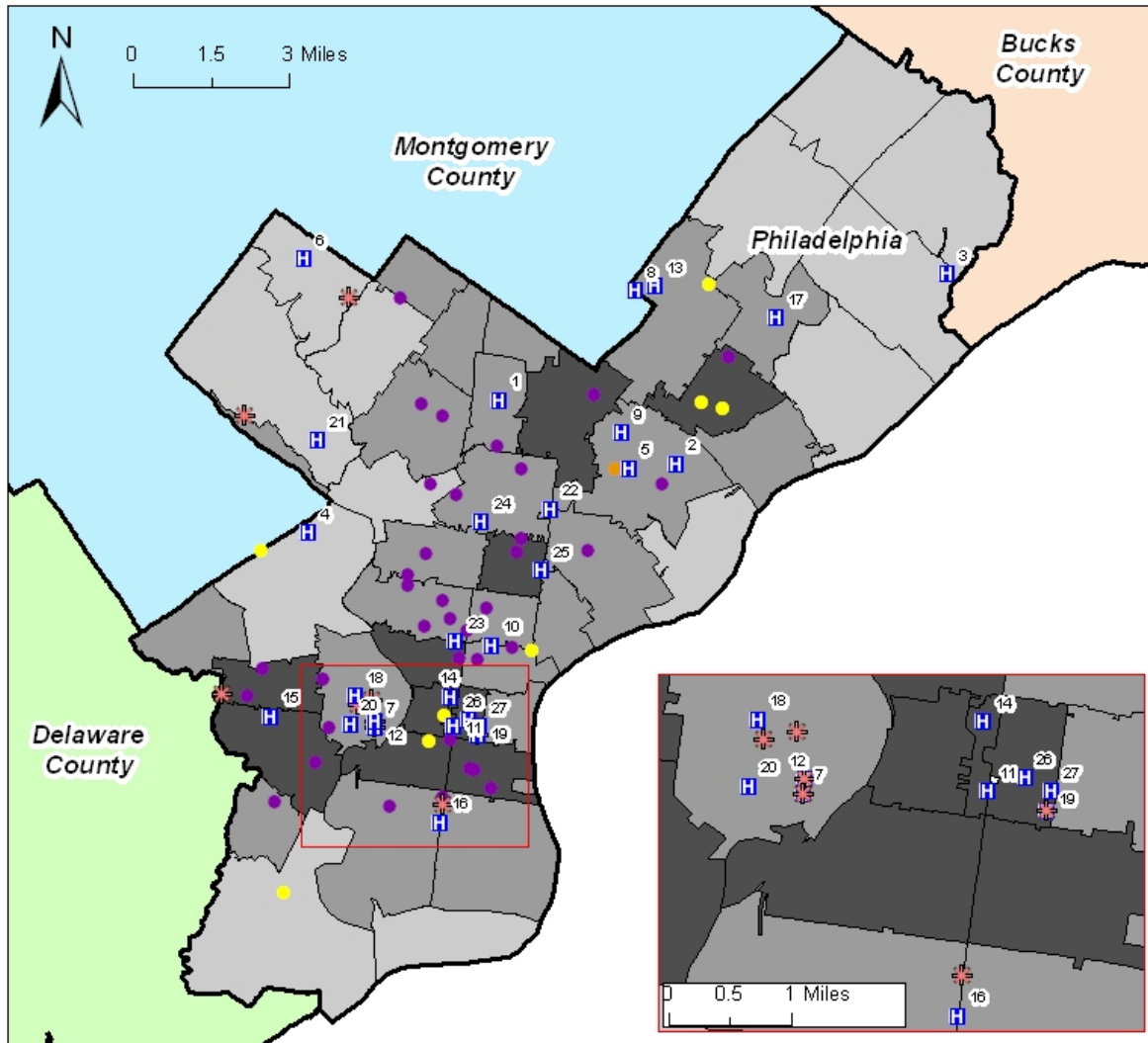
**Social Services**

- Community Center
- Education/Employment Center
- Homeless Services
- Pregnancy Crisis Center
- Senior Services
- Social Services
- WIC
- YMCA/YWCA
- Youth Services

Unshaded zipcodes are postal or business zipcodes and do not have census population data.  
Prepared by The Research & Evaluation Group, PHMC  
November 2012



## Philadelphia Assets - Health Care Services



### Population Density (per square mile)

- < 9500
- 9500 - 18,500
- > 18,500

### Health Care Services

(excludes mental health and substance abuse services)

- Community Health Clinic
- Urgent Care Center
- Women's Health Center
- ✦ CHOP Care

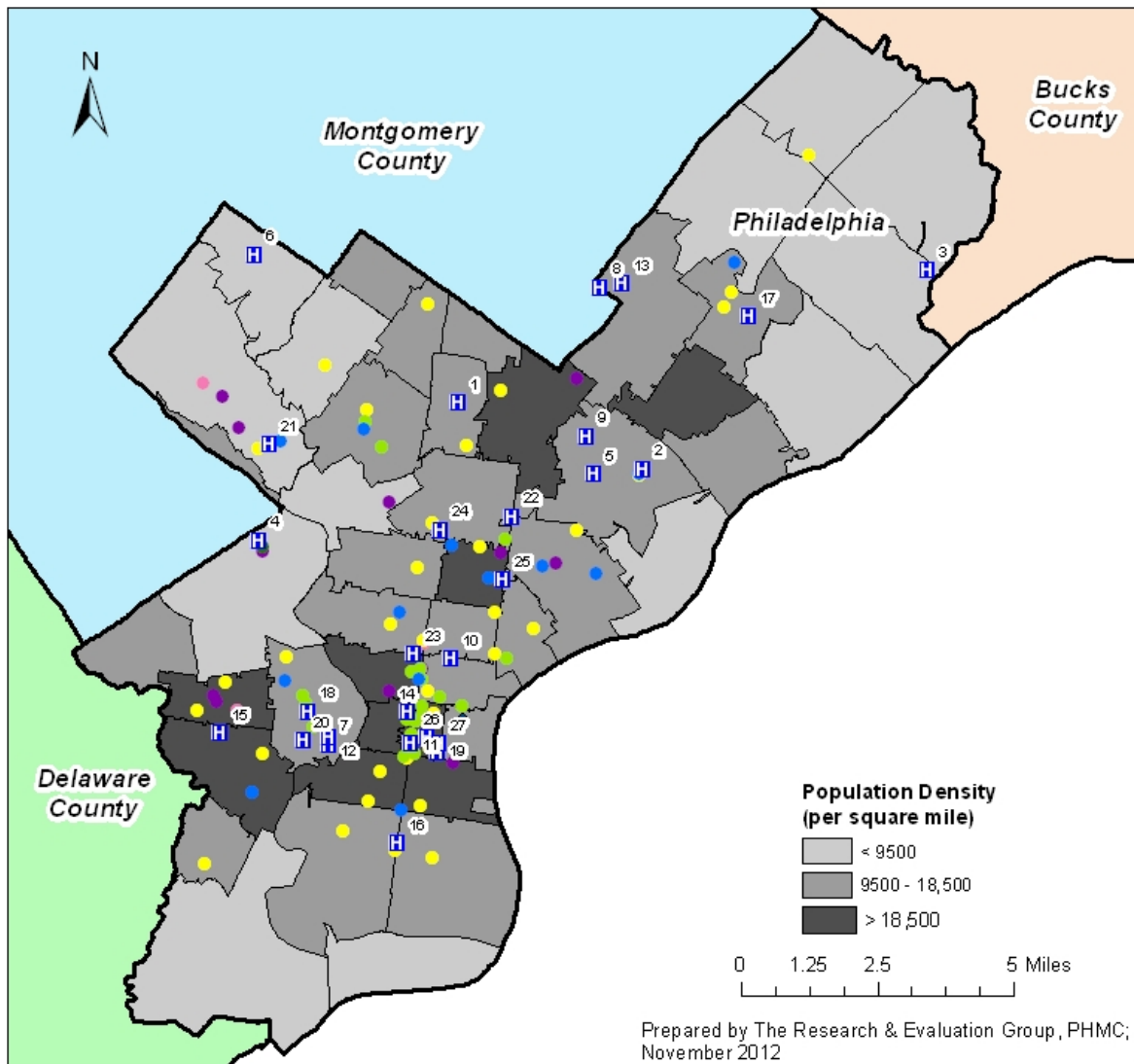
### Hospitals

- |   |  |
|---|--|
| 1 Einstein Medical Center Philadelphia        | 15 Mercy Philadelphia Hospital               |
| 2 Aria Health Frankford Hospital              | 16 Methodist Hospital                        |
| 3 Aria Health Torresdale Hospital             | 17 Nazareth Hospital                         |
| 4 Belmont Behavioral Health                   | 18 Penn Presbyterian Medical Center          |
| 5 Cancer Treatment Centers of America         | 19 Pennsylvania Hospital                     |
| 6 Chestnut Hill Hospital                      | 20 Philadelphia VA Medical Center            |
| 7 Children's Hospital of Philadelphia         | 21 Roxborough Memorial Hospital              |
| 8 Fox Chase Cancer Center                     | 22 Saint Christopher's Hospital for Children |
| 9 Friends Hospital                            | 23 Saint Joseph's Hospital                   |
| 10 Girard Medical Center                      | 24 Temple University Hospital                |
| 11 Hahnemann University Hospital              | 25 Temple University Hospital Episcopal      |
| 12 Hospital of the University of Pennsylvania | 26 Thomas Jefferson University Hospital      |
| 13 Jeanes Hospital                            | 27 Wills Eye Institute                       |
| 14 Magee Rehabilitation Hospital              |  |

Prepared by The Research & Evaluation Group, PHMC;  
November 2012



## Philadelphia Assets - Social Services



### Social Services

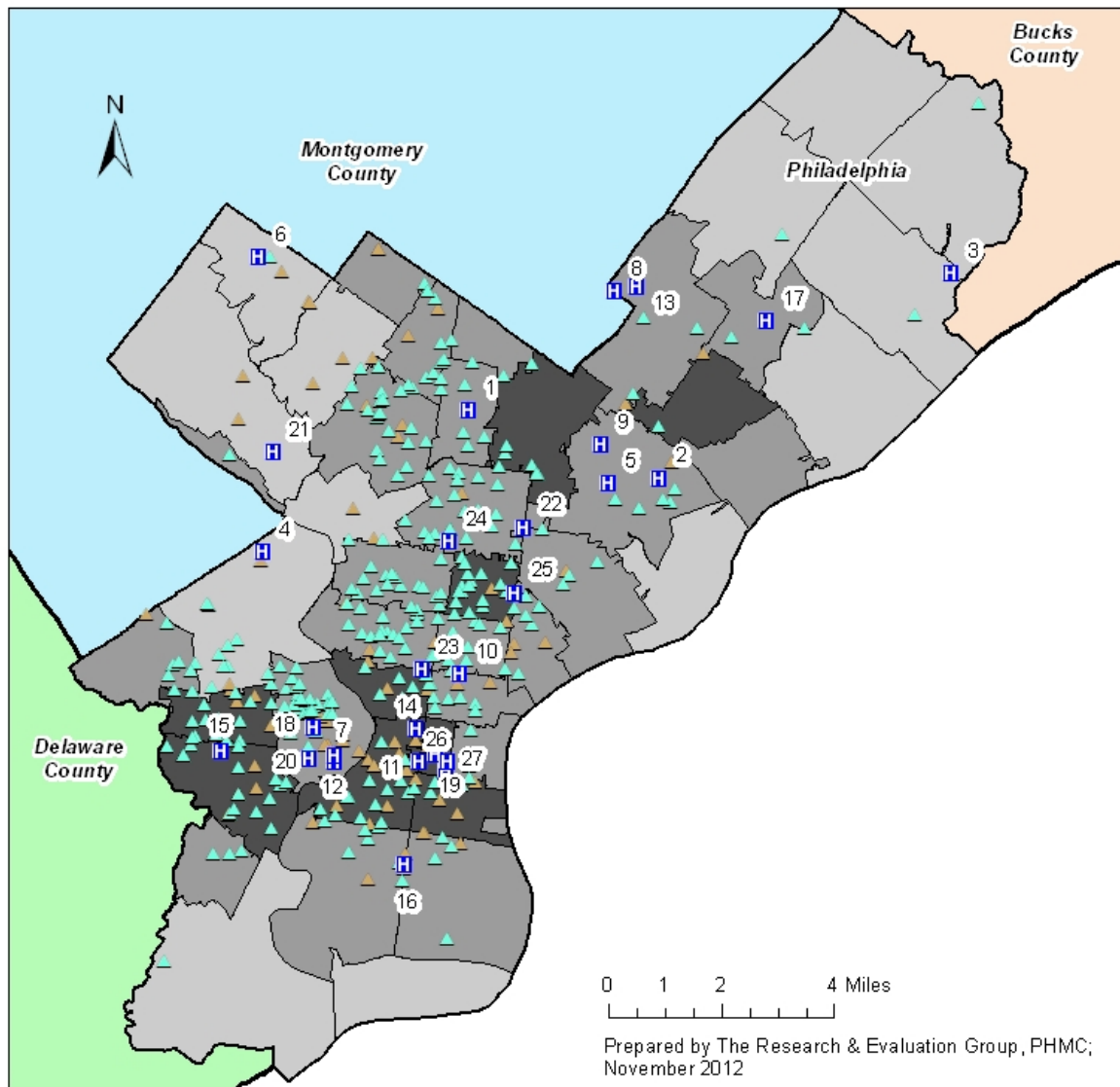
- Community Center
- Homeless Services/Shelters
- Job Training
- Senior Center
- Social Services
- WIC office
- YMCA

### Hospitals

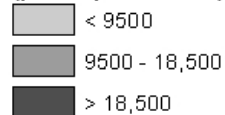
- |   |  |
|---|--|
| 1 Einstein Medical Center Philadelphia        | 15 Mercy Philadelphia Hospital               |
| 2 Aria Health Frankford Hospital              | 16 Methodist Hospital                        |
| 3 Aria Health Torresdale Hospital             | 17 Nazareth Hospital                         |
| 4 Belmont Behavioral Health                   | 18 Penn Presbyterian Medical Center          |
| 5 Cancer Treatment Centers of America         | 19 Pennsylvania Hospital                     |
| 6 Chestnut Hill Hospital                      | 20 Philadelphia VA Medical Center            |
| 7 Children's Hospital of Philadelphia         | 21 Roxborough Memorial Hospital              |
| 8 Fox Chase Cancer Center                     | 22 Saint Christopher's Hospital for Children |
| 9 Friends Hospital                            | 23 Saint Joseph's Hospital                   |
| 10 Girard Medical Center                      | 24 Temple University Hospital                |
| 11 Hahnemann University Hospital              | 25 Temple University Hospital Episcopal      |
| 12 Hospital of the University of Pennsylvania | 26 Thomas Jefferson University Hospital      |
| 13 Jeanes Hospital                            | 27 Wills Eye Institute                       |
| 14 Magee Rehabilitation Hospital              |  |



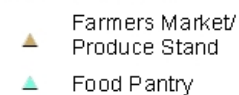
## Philadelphia Assets - Food Sources



### Population Density (per square mile)



### Food Sources



### Hospitals

- |   |  |
|---|--|
| 1 Einstein Medical Center Philadelphia        | 15 Mercy Philadelphia Hospital               |
| 2 Aria Health Frankford Hospital              | 16 Methodist Hospital                        |
| 3 Aria Health Torresdale Hospital             | 17 Nazareth Hospital                         |
| 4 Belmont Behavioral Health                   | 18 Penn Presbyterian Medical Center          |
| 5 Cancer Treatment Centers of America         | 19 Pennsylvania Hospital                     |
| 6 Chestnut Hill Hospital                      | 20 Philadelphia VA Medical Center            |
| 7 Children's Hospital of Philadelphia         | 21 Roxborough Memorial Hospital              |
| 8 Fox Chase Cancer Center                     | 22 Saint Christopher's Hospital for Children |
| 9 Friends Hospital                            | 23 Saint Joseph's Hospital                   |
| 10 Girard Medical Center                      | 24 Temple University Hospital                |
| 11 Hahnemann University Hospital              | 25 Temple University Hospital Episcopal      |
| 12 Hospital of the University of Pennsylvania | 26 Thomas Jefferson University Hospital      |
| 13 Jeanes Hospital                            | 27 Wills Eye Institute                       |
| 14 Magee Rehabilitation Hospital              |  |



<b>Hospitals - Bucks County</b>					
<b>Name</b>	<b>Address</b>	<b>City</b>	<b>State</b>	<b>Zip</b>	<b>Type</b>
Aria Health Bucks County	380 N Oxford Valley Road	Langhorne	PA	19047	Hospitals
Doylestown Hospital	595 West State St	Doylestown	PA	18901	Hospitals
Grand View Hospital	700 Lawn Ave	Sellersville	PA	18960	Hospitals
Lower Bucks Hospital	501 Bath Road	Bristol	PA	19007	Hospitals
St Mary Medical Center	1201 Newtown-Langhorne Road	Langhorne	PA	19047	Hospitals
St. Luke's Hospital Quakertown	1021 Park Avenue	Quakertown	PA	18951	Hospitals
<b>Health Assets - Bucks County</b>					
St Mary Children's Health Center	2546 Knights Rd.	Bensalem	PA	19020	Community Health Center
Ann Silverman Community Health Clinic	595 W. State Street	Doylestown	PA	18901	Community Health Center
BCHIP Lower Bucks Clinic	2546B Knights Road	Bensalem	PA	19020	Community Health Center
HealthLink Medical Center	1775 Street Road	Southampton	PA	18966	Community Health Center
BCHIP Volunteer Doctors Care Upper Bucks	261 California Road	Quakertown	PA	18951	Community Health Center
Bethanna	1030 Second Street Pike	Southampton	PA	18966	Mental Health/Substance Abuse Center
Bucks County Mental Health Clinic	1270 New Rodgers Rd	Bristol	PA	19007	Mental Health/Substance Abuse Center
Bucks County Mental Health/Developmental	600 Louis Drive	Warminster	PA	18974	Mental Health/Substance Abuse Center
Bucks County Health Department Doylestown	1282 Almshouse Road	Doylestown	PA	18901	Health Department
Bucks County Health Department Levittown	7321 New Falls Road	Levittown	PA	19055	Health Department
Bucks County Health Department Quakertown	261 California Road	Quakertown	PA	18951	Health Department
BCHIP Children's Dental Program	700 Lawn Ave	Sellersville	PA	18960	Dental Care
Mother Bachmann Maternity Center	2560 Knights Road	Bensalem	PA	19020	Women's Health Center
Penndel Mental Health Center Inc	1517 Durham Road	Penndel	PA	19047	Mental Health/Substance Abuse Center
Philadelphia Mental Health Clinic	2288 Second St Pike	Newtown	PA	18940	Mental Health/Substance Abuse Center
Catholic Social Services	3400 Bristol Pike	Bensalem	PA	19020	Mental Health/Substance Abuse Center
Delaware Valley Children's Center	2288 Second Street Pike	Wrighttown	PA	18940	Mental Health/Substance Abuse Center
Delta Community Supports Inc.	720 Johnsville Blvd	Warminster	PA	18974	Mental Health/Substance Abuse Center
Family Services Association of Bucks County	312 West Broad Street	Quakertown	PA	18951	Mental Health/Substance Abuse Center
Family Services Association of Bucks County	708 Shady Retreat Rd	Doylestown	PA	18901	Mental Health/Substance Abuse Center
Family Services Association of Bucks County	4 Cornerstone Drive	Langhorne	PA	19047	Mental Health/Substance Abuse Center
Foundations Behavioral Health System	833 East Butler Avenue	Doylestown	PA	19801	Mental Health/Substance Abuse Center
Ivyland Counseling Center	1210 Old York Road	Warminster	PA	18974	Mental Health/Substance Abuse Center
Lenape Valley Foundation	500 N West Street	Doylestown	PA	18901	Mental Health/Substance Abuse Center
Maternal Child Consortium Inc.	800 Clarmont Avenue	Bensalem	PA	19020	Mental Health/Substance Abuse Center
New Life of Community Health Services Inc.	3103 Hulmeville Road	Bensalem	PA	19020	Mental Health/Substance Abuse Center
Pan American Mental Health Services Inc.	One North Wilson Avenue	Bristol	PA	19007	Mental Health/Substance Abuse Center
Project Transition	One Highland Drive	Chalfont	PA	18914	Mental Health/Substance Abuse Center
Live Well Services Inc.	203 Floral Vale Boulevard	Yardley	PA	19067	Mental Health/Substance Abuse Center





New Vitae Inc.	16-18 South Main Street	Quakertown	PA	18951	Mental Health/Substance Abuse Center
NHS Bucks County	2260 Cabot Blvd W	Langhorne	PA	19047	Mental Health/Substance Abuse Center
NHS Human Services	600 Louis Drive	Warminster	PA	18974	Mental Health/Substance Abuse Center
Penn Foundation Behavioral Health Service	807 Lawn Avenue	Sellersville	PA	18960	Mental Health/Substance Abuse Center
Project Transition	1700 Street Road	Warrington	PA	18976	Mental Health/Substance Abuse Center
Reach Intensive Psychiatric Rehabilitation	712 Lawn Avenue	Sellersville	PA	18960	Mental Health/Substance Abuse Center
Reach Out Foundation of Bucks County: Dua	152 Monroe Street	Penndel	PA	19047	Mental Health/Substance Abuse Center
The Light Program Inc.	711 Hyde Park	Doylestown	PA	18901	Mental Health/Substance Abuse Center
Today, Inc.	1990 North Woodbourne Road	Newtown	PA	18940	Mental Health/Substance Abuse Center
Today, Inc.: Prevention Services	3103 Hulmeville Road	Bensalem	PA	19020	Mental Health/Substance Abuse Center
Libertae Halfway House	5245 Bensalem Boulevard	Bensalem	PA	19020	Mental Health/Substance Abuse Center
Livengrin Foundation	4833 Hulmeville Road	Bensalem	PA	19020	Mental Health/Substance Abuse Center
Pyramid Healthcare Quakertown	2705 Old Bethlehem Pike	Quakertown	PA	18951	Mental Health/Substance Abuse Center
Southern Bucks Recovery Community Center	1230 Veterans Highway	Bristol	PA	19007	Mental Health/Substance Abuse Center
Women's Recovery Community Center	25 Beulah Road	New Britain	PA	18901	Mental Health/Substance Abuse Center
Aldie Counseling Center	2291 Cabot Boulevard West	Langhorne	PA	19047	Mental Health/Substance Abuse Center
No Longer Bound, Inc.	1230 Norton Ave	Bristol	PA	19007	Mental Health/Substance Abuse Center
CVS Minute Clinic	1456 Ferry Rd.	Doylestown	PA	18901	Urgent Care Center
CVS Minute Clinic	200 S. Lincoln Ave.	Newtown	PA	18940	Urgent Care Center
CVS Minute Clinic	302 Bridge St.	New Hope	PA	18938	Urgent Care Center
Advanced Urgent Care Center	1413 E. Lincoln Highway	Levittown	PA	19056	Urgent Care Center
Advanced Urgent Care	1415 E. Lincoln Highway	Langhorne	PA	19047	Urgent Care Center
Allment Comprehensive Care Center	2966 Street Rd	Bensalem	PA	19020	Urgent Care Center
<b>Social Assets - Bucks County</b>					
<b>Name</b>	<b>Address</b>	<b>City</b>	<b>State</b>	<b>Zip Code</b>	<b>Type</b>
BARC Developmental Services	4950 York Road	Holicong	PA	18928	Disability Services
Community Options	340 East Maple Avenue	Langhorne	PA	19047	Disability Services
Shared Support Inc.	258 W Ashland Street	Doylestown	PA	18901	Disability Services
Woods Services Inc.	RTS 213 & 413	Langhorne	PA	19047	Disability Services
Wellspring Clubhouse	700 South Main Street	Sellersville	PA	18960	Education/Employment Center
Family Resource Center	2546 Knights Road	Bensalem	PA	19020	Social Services
Kelly Family Center	2 Canals End Road	Bristol	PA	19007	Social Services
Kelly Family Center	4 Cornerstone Drive	Langhorne	PA	19047	Social Services
YWCA Bucks Landing Family Center	120 E. Street Road	Warminster	PA	18974	Social Services
YWCA Bucks Meadow Family Center	3131 Knights Road	Bensalem	PA	19020	Social Services
YWCA Country Commons Family Center	3338 Richlieu Road	Bensalem	PA	19020	Social Services
YWCA Creekside Family Center	2500 Knights Road	Bensalem	PA	19020	Social Services
American Red Cross Lower Bucks County Homeless Shelter	1909 Veterans Highway	Levittown	PA	19056	Homeless Shelter



Bucks County Homeless Shelter	7301 New Falls Road	Levittown	PA	19055	Homeless Shelter
Bucks County Housing Group, Inc.	2324 Second Street Pike	Wrightstown	PA	18940	Homeless Shelter
Valley Youth House	800 N York Rd	Warminster	PA	18974	Homeless Shelter
Benjamin H. Wilson Senior Center	580 Delmont Ave.	Warminster	PA	18974	Senior Services
Bensalem Senior Citizens Center	1850 Byberry Road	Bensalem	PA	19020	Senior Services
Bristol Township Senior Center	2501 Bath Road,	Bristol	PA	19007	Senior Services
Central Bucks Senior Center	700 Shady Retreat Rd.	Doylestown	PA	18901	Senior Services
Chandler Hall Health Services, Inc.	99 Barclay Street	Newtown	PA	18940	Senior Services
Eastern Upper Bucks Seniors, Inc.	8040 Easton Road	Ottsville	PA	18942	Senior Services
Falls Township Senior Center	282 Trenton Road	Fairless Hills	PA	19030	Senior Services
Lower Bucks Senior Activity Center	Wood and Mulberry Sts.	Bristol	PA	19007	Senior Services
Middletown Senior Citizens Center	2142 Trenton Rd.	Levittown	PA	19056	Senior Services
Morrisville Senior Service Center	31 E. Cleveland Ave.	Morrisville	PA	19067	Senior Services
Neshaminy Senior Citizens Center	1842 Brownsville Rd.	Treose	PA	19053	Senior Services
Northampton Township Senior Center	165 Township Road	Richboro	PA	18954	Senior Services
Pennridge Senior Center	146 E. Main St.	Silverdale	PA	18962	Senior Services
Upper Bucks Senior Citizens Center	2183 Milford Square Pike	Milford	PA	18337	Senior Services
Bucks County Children and Youth Social Services Agency	4259 West Swamp Rd	Doylestown	PA	18902	Social Services
Bucks County Housing Group, Inc.	2324 Second Street Pike	Wrightstown	PA	18940	Social Services
Child Home & Community	144 Wood Street	Doylestown	PA	18901	Social Services
Northwestern Human Services of Bucks County	600 Louis Drive	Warminster	PA	18974	Social Services
The Salvation Army	215 Appletree Drive	Levittown	PA	19058	Social Services
Bensalem WIC Clinic	2546 Knights Road	Bensalem	PA	19020	WIC
Doylestown WIC Clinic	1282 Almhouse Road	Doylestown	PA	18901	WIC
Levittown WIC Clinic	7321 New Falls Road	Levittown	PA	19055	WIC
Quakertown WIC Clinic	261 California Road	Quakertown	PA	18951	WIC
Warminster WIC Clinic	605 Lou9s Drive, Suite 508B	Warminster	PA	18974	WIC
Central Bucks Family YMCA	2500 Lower St Road	Doylestown	PA	18901	YMCA/YWCA
Lower Bucks/Fairless Hills Family YMCA	601 S Oxford Valley Rd	Fairless Hills	PA	19030	YMCA/YWCA
Morrisville YMCA Child Care	200 North Pennsylvania Avenue	Morrisville	PA	19067	YMCA/YWCA
The Wellness Center	555 S. Oxford Valley Road	Fairless Hills	PA	19030	YMCA/YWCA
Tri-Hampton YMCA	190 Sycamore St	Newtown	PA	18940	YMCA/YWCA
Upper Bucks County YMCA	401 Fairview Ave	Quakertown	PA	18951	YMCA/YWCA
YWCA Glen Hollow Community Room	1100 Newportville Road	Croydon	PA	19021	YMCA/YWCA
YWCA Program Outreach Center	2425 Treose Road	Treose	PA	19053	YMCA/YWCA
Boy Scouts of America	1 Scout Way	Doylestown	PA	18901	Youth Services



Food Assets - Bucks County					
Name	Address	City	State	Zip Code	Type
Active Acres Farms	429 Stoopville Road	Newtown	PA	18940	Farmers Market/Produce Stand
Amish Bristol Market	498 Green Lane	Bristol	PA	19007	Farmers Market/Produce Stand
Bedminster Orchard	1024 Kellers Church Road	Perkasie	PA	18944	Farmers Market/Produce Stand
Bolton Farm Market	1005 Main Street	Silverdale	PA	18962	Farmers Market/Produce Stand
Bristol Amish Market LLC	498 Green Lane	Bristol	PA	19007	Farmers Market/Produce Stand
Brumbaugh's Farm	2575 County Line Road	Telford	PA	18969	Farmers Market/Produce Stand
Charlann Farms FS	586 Stony Hill Rd	Yardley	PA	19067	Farmers Market/Produce Stand
Deep Well Farm	1400 Fennel Road	Pennsburg	PA	18073	Farmers Market/Produce Stand
Deere Acres	2165 Trumbauersville Road	Quakertown	PA	18951	Farmers Market/Produce Stand
Doylestown FM	West State Street & Hamilton Aven	Doylestown	PA	18901	Farmers Market/Produce Stand
Eastburn Farm	1085 Durham Road	Pineville	PA	18946	Farmers Market/Produce Stand
Fairless Hills Produce Center	636 Lincoln Highway	Fairless Hills	PA	19030	Farmers Market/Produce Stand
Field Karen & Mike	97 Styer's Lane	Langhorne	PA	19047	Farmers Market/Produce Stand
Hellerick's Family Farm	5500 Easton Road	Doylestown	PA	18902	Farmers Market/Produce Stand
Indian Valley Farmers Market	Main Street and Penn Avenue	Telford	PA	18969	Farmers Market/Produce Stand
Langhorne FM	E Richardson Ave	Langhorne	PA	19047	Farmers Market/Produce Stand
Lapinski Farm	1003 Middle Road	Dublin	PA	18917	Farmers Market/Produce Stand
Manoff Market Gardens	3157 Comfort Road	Solebury	PA	18963	Farmers Market/Produce Stand
Maximucks Farm Market	5793 Long Lane Road	Doylestown	PA	18902	Farmers Market/Produce Stand
Mccardles Holiday Farm	4316 Mechanicsville Road	Mechanicsville	PA	18934	Farmers Market/Produce Stand
Milk House Farm	1118 Slack Rd	Newtown	PA	18940	Farmers Market/Produce Stand
Myerov Family Farm	306 Elephant Rd	Perkasie	PA	18944	Farmers Market/Produce Stand
New Hope FM	182 W Bridge St	New Hope	PA	18938	Farmers Market/Produce Stand
None Such Farm Market	4458 York Road	Buckingham	PA	18912	Farmers Market/Produce Stand
Ottisville Farm	8230 Easton Rd	Ottisville	PA	18942	Farmers Market/Produce Stand
Penn Vermont Fruit Farm	831 Rolling Hills Road	Bedminster	PA	18910	Farmers Market/Produce Stand
Penn View Farm	1433 Broad Street	Perkasie	PA	18944	Farmers Market/Produce Stand
Perkasie Farmers Market	7th & Market St	Perkasie	PA	18944	Farmers Market/Produce Stand
Playwicki Farm Farmers Market	2350 Bridgetown Pike	Feasterville	PA	19053	Farmers Market/Produce Stand
Plumsteadville Grange Farm Market	5901 Route 611, Easton Road	Plumsteadville	PA	18947	Farmers Market/Produce Stand
Produce Connection	851 New Rodgers Road	Bristol	PA	19007	Farmers Market/Produce Stand
Quakertown Farmers Market	201 Station Road	Quakertown	PA	18951	Farmers Market/Produce Stand
Snipes Farm	890 West Bridge Street	Morrisville	PA	19067	Farmers Market/Produce Stand
Snipes Farm & Education Center	890 West Bridge Street	Morrisville	PA	19067	Farmers Market/Produce Stand
Solebury Orchards	3325 Creamery Road	New Hope	PA	18938	Farmers Market/Produce Stand
Solly Brothers	707 Almshouse Rd	Ivyland	PA	18974	Farmers Market/Produce Stand



Styer Orchard Inc	97 Styers Lane	Langhorne	PA	19047	Farmers Market/Produce Stand
Suelke's Roadstand	1912 Old York Route 309	Sellersville	PA	18960	Farmers Market/Produce Stand
Sunflower Kings Farm	1455 Benner School Road	Trumbauersville	PA	18970	Farmers Market/Produce Stand
Sunflower King's Farm	State & Hamilton St	Doylestown	PA	18901	Farmers Market/Produce Stand
Tabora Farm and Orchard	1104 Upper Stump Road	Chalfont	PA	18914	Farmers Market/Produce Stand
The Market at DelVal College	2100 Lower State Road	Doylestown	PA	18901	Farmers Market/Produce Stand
The Market At Styer Orchards	1121 Woodbourne Road	Langhorne	PA	19047	Farmers Market/Produce Stand
Thorpe Farmstand And Garden Center	371 Stoneybrook Road	Newtown	PA	18940	Farmers Market/Produce Stand
Traugers FM	335 Island Rd	Kintnersville	PA	18930	Farmers Market/Produce Stand
Wildemore Farm	977 Upper Stump Road	Chalfont	PA	18914	Farmers Market/Produce Stand
Winding Brook Farm LLC	3014 Bristol Road	Warrington	PA	18976	Farmers Market/Produce Stand
Windy Springs Farm	RT 663	Milford Square	PA	18935	Farmers Market/Produce Stand
Wrightstown FM	2203 Second St Pike	Wrightstown	PA	18940	Farmers Market/Produce Stand
Bristol Borough Community Action Group, I	99 Wood Street	Bristol	PA	19007	Food Pantry
Cares Cupboard	152 Monroe Avenue	Penn del	PA	19047	Food Pantry
Coordinating Council of Health and Welfare	73 Downey Drive	Warminster	PA	18974	Food Pantry
Country Commons Family Center Food Pantry	3338 Richlieu Rd	Bensalem	PA	19020	Food Pantry
Doylestown Food Pantry	470 Old Dublin Pike	Doylestown	PA	18901	Food Pantry
Emergency Relief Association of Lower Bucks	8525 New Falls Road	Levittown	PA	19054	Food Pantry
Family Service Association of Bucks Count	4 Cornerstone Dr.	Langhorne	PA	19047	Food Pantry
Greater Works Food Pantry	5918 Hulmeville Road	Bensalem	PA	19020	Food Pantry
Heaven's Bounty	455 Trumbauersville Road	Quakertown	PA	18951	Food Pantry
Jesus Focus Ministry	1150 Bristol Road	Southampton	PA	18966	Food Pantry
Loaves and Fishes Pantry	840 Trenton Road	Fairless Hills	PA	19030	Food Pantry
Mary's Cupboard	100 Levittown Parkway	Levittown	PA	19054	Food Pantry
Milford Square Shelter	2155 Milford Square Pike	Milford	PA	18935	Food Pantry
Morrisville Presbyterian Church	771 N. Pennsylvania Avenue	Morrisville	PA	19067	Food Pantry
New Britain Baptist Church Food Larder	Route 202 & Tamanend Avenue	New Britain	PA	18901	Food Pantry
No Longer Bound Bristol	5723 Watson & Norton Ave.	Bristol	PA	19007	Food Pantry
Penn del Food Pantry	349 Durham Road	Penn del	PA	19047	Food Pantry
Pennridge	306 North 5th Street,	Perkasie	PA	18944	Food Pantry
Quakertown Food Pantry Quakertown, PA	50 North 4th Street	Quakertown	PA	18951	Food Pantry
Soulfull Blessings Bristol	640 Race Street	Bristol	PA	19007	Food Pantry
The Lord's Pantry	4050 Durham Road	Ottsville	PA	18942	Food Pantry
Tifereth Israel Food Pantry	2909 Bristol Rd.	Bensalem	PA	19020	Food Pantry



Hospitals - Montgomery County					
Name	Address	City	State	Zip	Type
Abington Memorial Hospital	1200 Old York Road	Abington	PA	19001	Hospital
Lansdale Hospital	100 Medical Campus Dr	Lansdale	PA	19446	Hospital
Eagleville Hospital	100 Eagleville Road	Eagleville	PA	19403	Hospital
Holy Redeemer Health System	1648 HUNTINGDON PIKE	Meadowbrook	PA	19046	Hospital
Lankenau Hospital	100 LANCASTER AVE	Wynnewood	PA	19096	Hospital
Mercy Suburban Hospital	2701 DEKALB PIKE	Norristown	PA	19401	Hospital
Pottstown Hospital	1600 East High Street	Pottstown	PA	19464	Hospital
Valley Forge Hospital	1033 W Germantown Pike	Norristown	PA	19401	Hospital
Einstein Medical Center Montgomery	559 West Germantown Pike	East Norriton	PA	19403	Hospital
Bryn Mawr Hospital	130 South Bryn Mawr Avenue	Bryn Mawr	PA	19010	Hospital
MossRehab Hospital	60 Township Line Road	Elkins Park	PA	19027	Hospital
Chestnut Hill Rehabilitation Hospital	8601 Stenton Ave	Wyndmoor	PA	19038	Hospital
Health Assets - Montgomery County					
Name	Address	City	State	Zip Code	Type
Community Health and Dental Care	11 Robinson St.	Pottstown	PA	19646	Community Health Center
Willow Grove Public Health Center	102 York Road	Willow Grove	PA	19090	Community Health Center
Norristown Public Health Center	1430 DeKalb Street	Norristown	PA	19401	Community Health Center
Pottstown Public Health Center	364 King Street	Pottstown	PA	19464	Community Health Center
North Hills Health Center	212 Girard Ave	Glenside	PA	19038	Community Health Center
Nurse Family Partnership	1430 DeKalb Street	Norristown	PA	19401	Community Health Center
Norristown Regional Health Center	133 West Main Street	Norristown	PA	19401	Community Health Center
Planned Parenthood Collegeville Health Center	78 Second Avenue	Collegeville	PA	19426	Planned Parenthood
Mental Health Association	700 E. Main Street	Norristown	PA	19401	Mental Health/Substance Abuse Service
Creative Health Services	11 Robinson Street	Pottsville	PA	19464	Mental Health/Substance Abuse Service
Montgomery County Mental Health	1430 DeKalb Street	Norristown	PA	19401	Mental Health/Substance Abuse Service
Mental Health Association	538 DeKalb Street	Norristown	PA	19401	Mental Health/Substance Abuse Service
Montgomery County Emergency Services	50 Beech Drive	Norristown	PA	19401	Mental Health/Substance Abuse Service
Valley Forge Medical Center Outpatient	1033 W. Germantown Pike	Norristown	PA	19401	Mental Health/Substance Abuse Service
Eagleville Hospital Outpatient	3125 Ridge Pike	Eagleville	PA	19408	Mental Health/Substance Abuse Service
Central Montgomery MH/MR Center	1201 DeKalb Street	Norristown	PA	19401	Mental Health/Substance Abuse Service
Children's Aid Society: Women's Services	1314 DeKalb Street	Norristown	PA	19401	Mental Health/Substance Abuse Service
Resources for Human Development Family Ho	901 DeKalb Street	Norristown	PA	19401	Mental Health/Substance Abuse Service
Gaudenzia Central Montgomery County	55 E. Marshall Street	Norristown	PA	19401	Mental Health/Substance Abuse Service
Montgomery County Methadone Center	316 DeKalb Street	Norristown	PA	19401	Mental Health/Substance Abuse Service
Northwestern Human Services	400 N. Broad Street	Lansdale	PA	19446	Mental Health/Substance Abuse Service
Community Service Foundation	801 W. Second Street	Lansdale	PA	19446	Mental Health/Substance Abuse Service



Salisbury Behavioral Health	614 N. Easton Rd	Glenside	PA	19038	Mental Health/Substance Abuse Service
Carson Valley Children's Aid Society	2506 N Broad Street	Colmar	PA	18915	Mental Health/Substance Abuse Service
Creekwood Center at Abington Memorial Hos	3941 Commerce Avenue	Willow Grove	PA	19090	Mental Health/Substance Abuse Service
Pa. Institute for Community Living: Grov	230 Fitzwatertown Rd	Willow Grove	PA	19401	Mental Health/Substance Abuse Service
Spring-Ford Drug and Alcohol Counseling S	201 N. Fourth Avenue	Royersford	PA	19468	Mental Health/Substance Abuse Service
Discovery House	329 West County Line Ro	Hatboro	PA	19040	Mental Health/Substance Abuse Service
Youth and Family Services of Upper Perki	1494 Gravel Pike	Green Lane	PA	18054	Mental Health/Substance Abuse Service
Livengrin	550 Pinetown Road	Ft. Washington	PA	19034	Mental Health/Substance Abuse Service
Trinity Behavioral Health Services	1170 E. Main Street	Lansdale	PA	19446	Mental Health/Substance Abuse Service
Resources for Human Development Womanspace	120 Ardmore Avenue	Ardmore	PA	19003	Mental Health/Substance Abuse Service
Aldersgate Youth Service Bureau	42 N. York Road	Willow Grove	PA	19090	Mental Health/Substance Abuse Service
Valley Forge Urgent Care	2521 West Main Street	Norristown	PA	19403	Urgent Care Center
Advanced Urgent Care Center	126 Easton Road	Willow Grove	PA	18936	Urgent Care Center
Advanced Urgent Care Center	721 Bethlehem Pike	Montgomeryville	PA	18936	Urgent Care Center
Valley Forge Urgent Care & Family Medical	2521 West Main Street	Norristown	PA	19403	Urgent Care Center
CVS Minute Clinic	312 S. Henderson Rd	Jenkintown	PA	19046	Urgent Care Center
CVS Minute Clinic	55 Park Avenue	Collegeville	PA	19426	Urgent Care Center
CVS Minute Clinic	616 Old York Road	Jenkintown	PA	19046	Urgent Care Center
CVS Minute Clinic	840 Valley Forge Road	Lansdale	PA	19446	Urgent Care Center
Premier Immediate Medical Care	450 Cresson Blvd.	Oaks	PA	19456	Urgent Care Center
Take Care Clinic at Walgreens	699 W. Germantown Pike	Norristown	PA	19403	Urgent Care Center
Take Care Clinic at Walgreens	119 E. DeKalb Pike	King of Prussia	PA	19406	Urgent Care Center
Take Care Clinic at Walgreens	710 N Wales Road	North Wales	PA	19454	Urgent Care Center
VNA Community Services	1421 Highland Ave	Abington	PA	19001	Visiting Nurse
VNA Community Services	1109 DeKalb Street	Norristown	PA	19401	Visiting Nurse
Planned Parenthood Norristown	1221 Powell Street	Norristown	PA	19401	Planned Parenthood
Planned Parenthood Pottstown	644 High Street	Pottstown	PA	19464	Planned Parenthood
<b>Social Assets - Montgomery County</b>					
<b>Name</b>	<b>Address</b>	<b>City</b>	<b>State</b>	<b>Zip code</b>	<b>Type</b>
Abington YMCA	1073 Old York Road	Abington	PA	19001	YMCA/YWCA
Ambler YMCA	1325 McKean Road	Ambler	PA	19002	YMCA/YWCA
Hatboro YMCA	440 S. York Rd	Hatboro	PA	19040	YMCA/YWCA
Main Line YMCA	100 St. George's Rd	Ardmore	PA	19003	YMCA/YWCA
YWCA Tri-County	315 King St	Pottstown	PA	19464	YMCA/YWCA
MONTCO SAAC	45 Forest Ave	Ambler	PA	19002	Senior Services
Positive Aging in Lower Merion (PALM)	117 Ardmore Ave	Ardmore	PA	19003	Senior Services
Upper Perkiomen Senior Center	517 Jefferson St	East Greenvil	PA	18041	Senior Services
Encore Experiences at Harleysville	312 Alumni Ave	Harleysville	PA	19438	Senior Services



Salem Adult Citizens	610 Summit Ave	Jenkintown	PA	19046	Senior Services
The Peak Center	315 West Main St	Lansdale	PA	19446	Senior Services
MONTCO SAAC	536 George St	Norristown	PA	19401	Senior Services
Pottstown Area Seniors' Center	724 North Adams St	Pottstown	PA	19464	Senior Services
Generations of Indian Valley	259 North Second St	Souderton	PA	18964	Community Center
Montgomery Co. Youth Center	540/550 Port Indian Rd.	Norristown	PA	19403	Community Center
Montgomery Co Aging and Adult Services	1430 Dekalb Center	Norristown	PA	19404	Social Services
Montgomery Co. Catholic Social Services	353 East Johnston Highway	Norristown	PA	19401	Social Services
Salvation Army	137 King St	Pottstown	PA	19464	Social Services
Keystone Opportunity Center	104 N. Main St	Souderton	PA	18964	Social Services
Inter-faith Housing Alliance	31 South Spring Garden S	Ambler	PA	19002	Homeless Services
Youth Center Shelter	550 Port Indian Road	Norristown	PA	19403	Homeless Services
MFHS Norristown	152 West Main Street	Norristown	PA	19401	WIC
Abington WIC Nutrition Center	1128 Old York Road	Abington	PA	19001	WIC
Lansdale WIC Clinic	607 North Broad St	Lansdale	PA	19446	WIC
Pottstown WIC Clinic	262 King St	Pottstown	PA	19464	WIC
Cradle of Hope	2238 Mount Carmel Ave	Glenside	PA	19038	Homeless Services
Interfaith Hospitality Network	1449 Dekalb St	Norristown	PA	19002	Homeless Services
Resources for Human Development CHOC	1001 Stanbridge and Ster	Norristown	PA	19401	Homeless Services
The Ministries at Main Street	256 South Hanover Street	Pottstown	PA	19456	Homeless Services
Morning Start Maternity Home	526 E Broad St	Souderton	PA	18964	Pregnancy Crisis Center
The Hospitality Center	530 Church St	Norristown	PA	19401	Homeless Services
Mental Health Association: Halfway There	538 DeKalb Street	Norristown	PA	19401	Homeless Services
Office of Vocational Rehabilitation	1875 New Hope St	Norristown	PA	19401	Education/Employment Center
Indian Valley Boys & Girls	115 Washington Ave	Souderton	PA	18964	Youth Services
North Penn Valley Boys & Girls	16 Susquehanna Ave	Lansdale	PA	19446	Youth Services
<b>Food Assets - Montgomery County</b>					
<b>Name</b>	<b>Address</b>	<b>City</b>	<b>State</b>	<b>Zip Code</b>	<b>Type</b>
A G Farm Market	2073 Sumneytown Pike	Woxall	PA	18979	Farmers Market/Produce Stand
Bala Cynwyd	Belmont Ave	Bala Cynwyd	PA	19004	Farmers Market/Produce Stand
Bauder Farms	1151 Collegeville Rd	Collegeville	PA	19426	Farmers Market/Produce Stand
Bryn Mawr	48 N Bryn Mawr Ave	Bryn Mawr	PA	19010	Farmers Market/Produce Stand
Collegeville Farmers Market	460 East Main Street	Collegeville	PA	19426	Farmers Market/Produce Stand
Cooper Creek Farm Market	1856 Farmington Avenue	Pottstown	PA	19464	Farmers Market/Produce Stand
County Line Landscape Nursery	811 Harleysville Pike	Harleysville	PA	19438	Farmers Market/Produce Stand
Creekside Coop Market	High School Rd	Elkins Park	PA	19117	Farmers Market/Produce Stand
Daniel's Produce and Dairy	219 East High Street	Pottstown	PA	19464	Farmers Market/Produce Stand
Dull's Farm	1001 Limekiln Pike	Ambler	PA	19002	Farmers Market/Produce Stand



Frankenfield Farm Market	98 Allentown Road	Souderton	PA	18964	Farmers Market/Produce Stand
Freddy Hill Farms	1440 Sumneytown Pike	Lansdale	PA	19446	Farmers Market/Produce Stand
Freed's Produce	175 Morwood Rd	Harleysville	PA	19438	Farmers Market/Produce Stand
Glenside Farmers Market	Glenside Ave. & Easton Rd.	Glenside	PA	19038	Farmers Market/Produce Stand
Greener Partners	3215 Stump Hall Rd	Collegeville	PA	19426	Farmers Market/Produce Stand
Hague's Christmas Trees	755 Forty Foot Road	Hatfield	PA	19440	Farmers Market/Produce Stand
Happy Ewe Sheep And Wool Farm	2431 Hoffmanville Road	Frederick	PA	19435	Farmers Market/Produce Stand
Hickory Run Produce	2145 Big Road	Gilbertsville	PA	19525	Farmers Market/Produce Stand
Hillside Farms Buffalo	750 Cowpath Road	Telford	PA	18969	Farmers Market/Produce Stand
Indian Valley Farmers Market	Main Street and Penn Avenue	Telford	PA	18969	Farmers Market/Produce Stand
Indianvale Farm	551 Bergey Road	Telford	PA	18969	Farmers Market/Produce Stand
Jenkintown Farmers Market	Leedom St & Greenwood Ave	Jenkintown	PA	19046	Farmers Market/Produce Stand
Jenkintown Wholefoods FM	1575 The Fairway	Jenkintown	PA	19046	Farmers Market/Produce Stand
Jett's Produce	87 Ridge Rd	Telford	PA	18969	Farmers Market/Produce Stand
King Produce & Dairy	219 East High St	Pottstown	PA	19464	Farmers Market/Produce Stand
Kohler Farms	1262 Limekiln Pike	Ambler	PA	19002	Farmers Market/Produce Stand
Lansdale Farmers Market	Railroad Ave & Main St	Lansdale	PA	19446	Farmers Market/Produce Stand
Longview Center for Agriculture	3215 Stump Hall Rd	Collegeville	PA	19426	Farmers Market/Produce Stand
Maple Acres Farm LLC	2656 Narcissa Road	Plymouth Meeting	PA	19462	Farmers Market/Produce Stand
Merrymead Farm Market	2222 Valley Forge Road	Lansdale	PA	19446	Farmers Market/Produce Stand
Morgan Log House FM	850 Weikel Rd	Lansdale	PA	19446	Farmers Market/Produce Stand
Norristown Farmers Market	Main & Swede Streets	Norristown	PA	19401	Farmers Market/Produce Stand
North Hills FM	110 Pennsylvania Ave	Oreland	PA	19075	Farmers Market/Produce Stand
North Wales Wholefoods	Route 309 & Route 63	North Wales	PA	19436	Farmers Market/Produce Stand
O & F Farms Inc	1040 Skippack Pike	Blue Bell	PA	19422	Farmers Market/Produce Stand
O And F Farms	2815 Skippack Pike	Lansdale	PA	19446	Farmers Market/Produce Stand
Perkiomen Valley Orchard	2478 Perkiomenville Road	Harleysville	PA	19438	Farmers Market/Produce Stand
Ray's Greenhouse	458 Morwood Road	Telford	PA	18969	Farmers Market/Produce Stand
Ringin Hill Orchards	1453 Bliem Road	Pottstown	PA	19464	Farmers Market/Produce Stand
Skippack Creek Farm	64 Skippack Creek Road	Souderton	PA	18964	Farmers Market/Produce Stand
Skippack FM	Rt 113 & Rt 73	Skippack	PA	19474	Farmers Market/Produce Stand
Stauffer Fruit Stand	3762 Layfield Road	Pennsburg	PA	18073	Farmers Market/Produce Stand
Sulomans Milk Store	2782 Leidy Road	Gilbertsville	PA	19525	Farmers Market/Produce Stand
Sunrise Sunflower Farm	886 Morwood Road	Harleysville	PA	19438	Farmers Market/Produce Stand
Upper Merion Farmers Market	175 West Valley Forge Road	King of Prussia	PA	19406	Farmers Market/Produce Stand
Varner Farms	746 South Trappe Road	Collegeville	PA	19426	Farmers Market/Produce Stand
Willow Creek Orchards	3215 Stump Hall Road	Collegeville	PA	19426	Farmers Market/Produce Stand
Yoders Farm Market	761A Cowpath Rd	Telford	PA	18969	Farmers Market/Produce Stand





Zern's Farmers Market FS	1100 East Philadelphia Avenue	Gilbertsville	PA	19525	Farmers Market/Produce Stand
Calvary Baptist Soup Kitchen	811 W. Marshall Street	Norristown	PA	19401	Food Pantry
Catholic Social Services	353 E. Johnson Highway	Norristown	PA	19401	Food Pantry
Haws Avenue Food Cupboard	800 W. Marshall St	Norristown	PA	19401	Food Pantry
Iglesia De Dios Renacer	310 Manor Ave	Plymouth Meeting	PA	19462	Food Pantry
New Hope Baptist	204 E. Oak Street	Norristown	PA	19401	Food Pantry
Norristown Salvation Army Cupboard	533 Swede Street	Norristown	PA	19401	Food Pantry
Shiloh Full Gospel Baptist Church	610 George Street	Norristown	PA	19401	Food Pantry
Meals of Hope Ministry Soup Kitchen	1329 Willow Street	Norristown	PA	19401	Food Pantry
St. John's Episcopal Church Soup Kitchen	23 E. Airy Street	Norristown	PA	19401	Food Pantry
Narberth Community Food Bank	206 Price Ave	Narberth	PA	19072	Food Pantry
Positive Aging in Lower Merion (PALM)	117 Ardmore Avenue	Ardmore	PA	19003	Food Pantry
Beth Sholom Congregation	8231 Old York Road	Elkins Park	PA	19027	Food Pantry
Calvary Assembly of God	7910 Washington Lane	Wyncote	PA	19095	Food Pantry
Mattie N. Dixon Community Cupboard	150 N. Main Street	Ambler	PA	19002	Food Pantry
Jenkintown United Methodist	328 Summit Avenue	Jenkintown	PA	19046	Food Pantry
North Hills Food Cpbd.	212 Girard Ave.	North Hills	PA	19038	Food Pantry
Willow Grove SDA Church	1556 Fairview Avenue	Willow Grove	PA	19090	Food Pantry
Bethel A.M.E. Church	401 Beech Street	Pottstown	PA	19464	Food Pantry
Bright Hope	468 W. King St	Stowe	PA	19464	Food Pantry
Cluster Outreach Center	137 Walnut Street	Pottstown	PA	19464	Food Pantry
Jerusalem Lutheran Church	311 Second Street	Schwenksville	PA	19473	Food Pantry
The Open Door	350 Main Street	Royersford	PA	19468	Food Pantry
Pottstown Salvation Army Cupboard	137 King Street	Pottstown	PA	19464	Food Pantry
Church of the Brethren	1333 Cowpath Road	Hatfield	PA	19440	Food Pantry
Community Housing Services	311 North Broad Street	Lansdale	PA	19446	Food Pantry
Keystone Opportunity Center	104 N Main Street	Souderton	PA	18964	Food Pantry
The Lamb Foundation	499 E. Walnut St.	North Wales	PA	19454	Food Pantry
Open Line Inc.	452 Penn Street	Pennsburg	PA	18023	Food Pantry



Hospitals - Delaware County					
Name	Address	City	State	Zip	Type
Crozer-Chester Medical Center	One Medical Center Bouleva	Upland	PA	19013	Hospital
Delaware County Memorial Hospital	501 N. Lansdowne Avenue	Drexel Hill	PA	19026	Hospital
Mercy Fitzgerald Hospital	1500 Lansdowne Avenue	Darby	PA	19023	Hospital
Riddle Hospital	1068 W. Baltimore Pike	Media	PA	19063	Hospital
Springfield Hospital	190 West Sproul Road	Springfield	PA	19064	Hospital
Taylor Hospital	175 East Chester Pike	Ridley Park	PA	19078	Hospital
Community Hospital	2600 W 9th Street	Chester	PA	19013	Hospital
Health Assets - Delaware County					
Name	Address	City	State	Zip Code	Type
Nemours Children's Clinic	3855 West Chester Pike	Newtown Squ	PA	19073	Community Health Center
ChesPenn Center for Family	5 South State Road	Upper Darby	PA	19082	Community Health Center
ChesPenn Health Services E	125 East 9th Street	Chester	PA	19013	Community Health Center
ChesPenn Health Services C	2600 W. Ninth Street	Chester	PA	19013	Community Health Center
Aids Care Group	2304 Edgmont Ave	Chester	PA	19013	Community Health Center
Horizon House	1601 Parklane Rd	Swarthmore	PA	19081	Mental Health/Substance Abuse Service
Northwestern Human Service	800 Chester Pike	Sharon Hill	PA	19079	Mental Health/Substance Abuse Service
Child Guidance Resource Ce	2000 Old West Chester Pi	Havertown	PA	19083	Mental Health/Substance Abuse Service
American Day Treatment Cen	401 Pilgrim Lane	Drexel Hill	PA	19026	Mental Health/Substance Abuse Service
Empower Youth LLC	210 W Front St	Media	PA	19063	Mental Health/Substance Abuse Service
Family and Community Servi	600 N Olive St	Media	PA	19063	Mental Health/Substance Abuse Service
Holcomb Behavioral Health	225 S 69th St	Upper Darby	PA	19082	Mental Health/Substance Abuse Service
Delaware County Office of	20 S. 69th Street	Upper Darby	PA	19082	Mental Health/Substance Abuse Service
Carelink Community Support	1510 Chester Pike	Eddystone	PA	19022	Mental Health/Substance Abuse Service
Elwyn	111 Elwyn Rd	Elwyn	PA	19063	Mental Health/Substance Abuse Service
Delaware County State Heal	151 W. Fifth Street	Chester	PA	19013	Health Department
Mirmont Treatment Center	100 Yearsley Mill Road	Media	PA	19063	Mental Health/Substance Abuse Service
Northwestern Human Service	800 Chester Pike	Sharon Hill	PA	19079	Mental Health/Substance Abuse Service
Harwood House	9200 W Chester Pike	Upper Darby	PA	19082	Mental Health/Substance Abuse Service
Keystone Center	2001 S. Providence Ave	Chester	PA	19013	Mental Health/Substance Abuse Service
Urgent Care	127 W. Chester Pike	Havertown	PA	19083	Urgent Care Center
CVS Minute Clinic	1218 E. Lancaster Ave	Bryn Mawr	PA	19010	Urgent Care Center
CVS Minute Clinic	3 S. PENNELL RD	LIMA	PA	19063	Urgent Care Center
CVS Minute Clinic	795 Baltimore Pike	Springfield	PA	19064	Urgent Care Center
Take Care Clinic at Walgreens	4098 Edgmont Ave	Brookhaven	PA	19015	Urgent Care Center
Carestat Urgent Care Center	1305 W Chester Pike	Havertown	PA	19083	Urgent Care Center



Mercy Fitzgerald Hospital-	1503 Lansdowne Avenue	Darby	PA	19023	Community Health Center
Department of Intercommunity	201 W. Front St.	Media	PA	19063	Health Department
Department of Intercommunity	1414 Meetinghouse Road	Boothwyn	PA	19061	Health Department
Family Support Line	100 West 6th St	Media	PA	19063	Mental Health/Substance Abuse Service
<b>Social Assets - Delaware County</b>					
<b>Name</b>	<b>Address</b>	<b>City</b>	<b>State</b>	<b>Zip Code</b>	<b>Type</b>
Delaware County Office of Servic	206 Eddystone Ave	Eddystone	PA	19022	Senior Services
Delaware County Catholic Social	240 N Bishop Ave	Springfield	PA	19064	Social Services
Delaware County Catholic Social	130 E 7th St	Chester	PA	19013	Social Services
Salvation Army	151 West 15th St	Chester	PA	19013	Social Services
Salvation Army	22 North 9th St	Darby	PA	19023	Social Services
Salvation Army	66 CHESTER PIKE	DARBY	PA	19023	Social Services
Wesley House Shelter	701 Madison Street	Chester	PA	19013	Homeless Services/Shelter
Life Center of Eastern Delaware	6310 Market Street	Upper Darby	PA	19082	Homeless Services/Shelter
Family Management Center	229 Norris Street	Chester	PA	19013	Homeless Services/Shelter
Chester Senior Center	721 Hayes St	Chester	PA	19013	Senior Services
Surrey at Hometown Senior Center	302 South Jackson St	Media	PA	19063	Senior Services
Friendship Circle	1515 Lansdowne Ave	Darby	PA	19023	Senior Services
Schoolhouse Senior Center	600 Swarthmore Ave	Folsom	PA	19033	Senior Services
Good Neighbor Senior Center	1095 Hook Rd	Sharon Hill	PA	19079	Senior Services
Upper Darby Senior Center	326 Watkins Ave	Upper Darby	PA	19082	Senior Services
Surrey at Havertown Senior Center	1105 Earlington Rd	Havertown	PA	19083	Senior Services
Wayne Senior Center	108 Station Rd	Wayne	PA	19087	Senior Services
Adult Day of Chester	2701 West 10th Street	Chester	PA	19013	Senior Services
Adult Day Services	3 South State Road	Upper Darby	PA	19082	Senior Services
Children & Adult Disability & Ed	401 Rutgers Avenue	Swarthmore	PA	19081	Senior Services
Don Guanella Village	1799 South Sproul Road	Springfield	PA	19064	Senior Services
Elwyn Miller Hall/Valley View	111 Elwyn Road	Elwyn	PA	19063	Senior Services
Family Matters Adult Day Center	214 East Baltimore Pike	Clifton Heigh	PA	19018	Senior Services
Life at Home	701 Chester Pike	Sharon Hill	PA	19079	Senior Services
New Beginnings Adult Day Care	18 East 8th Street	Chester	PA	19013	Senior Services
Senior Care at Crozer	One Medical Center Boulva	Upland	PA	19013	Senior Services
Senior Care of Broomall	1991 South Sproul Road	Broomall	PA	19008	Senior Services
Senior Care of Upper Darby	1500 Garrett Road	Upper Darby	PA	19082	Senior Services
Senior Victim Services	20 S Olive St	Media	PA	19063	Senior Services
Delaware County Family Center	1515 Lansdowne Ave	Darby	PA	19063	Social Services
Amnion Crisis Center	944 Haverford Ave	Bryn Mawr	PA	19010	Pregnancy Crisis Center
Amnion Crisis Center	2251 Garrett Road	Upper Darby	PA	19082	Pregnancy Crisis Center



Delaware County Pregnancy Center	2508 Edgemont Avenue	Chester	PA	19013	Pregnancy Crisis Center
Maternity Care Coalition	224 Long Lane	Upper Darby	PA	19082	Women's Services
The Postpartum Stress Center	1062 Lancaster Ave	Rosemont	PA	19010	Women's Services
Lansdowne YMCA	2110 Garrett Road	Lansdowne	PA	19050	YMCA
Ridley Area YMCA	900 South Avenue	Secane	PA	19018	YMCA
YWCA Chester	4 E 7th St	Chester	PA	19013	YWCA
WIC Administrative Office	2600 West 9th Street	Chester	PA	19013	WIC
WIC Chester	2600 West 9th Street	Chester	PA	19013	WIC
WIC Upper Darby	1 S. State Road	Upper Darby	PA	19082	WIC
WIC Springfield	1260 E. Woodland Ave	Springfield	PA	19064	WIC
<b>Food Assets - Delaware County</b>					
<b>Name</b>	<b>Address</b>	<b>City</b>	<b>State</b>	<b>Zip Code</b>	<b>Type</b>
Amish Farmers Market of Ches	1200 Highland Ave	Chester	PA	19013	Farmer Market/Produce Stand
Amish Farmers Market of Ches	900 West 2nd St	Chester	PA	19013	Farmer Market/Produce Stand
Aston Farmers Market	257 Concord Road	Aston	PA	19014	Farmer Market/Produce Stand
Booths Corner Farmers Market	1362 Noamons Creek Rd	Garnet Valley	PA	19060	Farmer Market/Produce Stand
Chester Farmers Market	9th & Kerlin Streets	Chester	PA	19013	Farmer Market/Produce Stand
Good Harvest Farm	389 West Lancaster Avenue	Wayne	PA	19087	Farmer Market/Produce Stand
Indian Orchards	24 Copes Lane	Media	PA	19063	Farmer Market/Produce Stand
Lansdowne Farmers Market	32 North Lansdowne Avenue	Lansdowne	PA	19050	Farmer Market/Produce Stand
Linvilla Orchards	137 West Knowlton Road	Media	PA	19063	Farmer Market/Produce Stand
Media Farmers Mkt	State St & Gay St	Media	PA	19063	Farmer Market/Produce Stand
Oakmont Farmers Market	2419 West Darby Road	Havertown	PA	19083	Farmer Market/Produce Stand
Ridley Park FM	105 E Ward St	Ridley Park	PA	19078	Farmer Market/Produce Stand
Rittenhouse Farms	389 Lancaster Avenue	Stafford	PA	19087	Farmer Market/Produce Stand
Swarthmore Farmers' Market	Municipal Building Parking Lot	Swarthmore	PA	19081	Farmer Market/Produce Stand
Wolffs Apple House	81 South Pennell Road	Media	PA	19063	Farmer Market/Produce Stand
Asbury AME Church	1712 providence Ave	Chester	PA	19013	Food Pantry
Bernardine Center	2625 West 9th St	Chester	PA	19013	Food Pantry
Blessed Virgin Mary Church	1101 Main St	Darby	PA	19023	Food Pantry
Catholic Social Services	240 North Bishop Ave	Springfield	PA	19064	Food Pantry
Catholic Social Services	130 East 7th St	Chester	PA	19013	Food Pantry
Chester East Side Ministries	420 East Ninth St.	Chester	PA	19013	Food Pantry
Christ Lutheran Church	7240 Walnut St	Upper Darby	PA	19082	Food Pantry
Christ Tabernacle Church	14 south Morton Ave	Morton	PA	19070	Food Pantry
Church of Nazarene	212 MacDade Blvd	Collingdale	PA	19023	Food Pantry
CityTeam Ministries	634 Sproul St	Chester	PA	19013	Food Pantry
Davis's Boarding Home	1024 West 2nd St	Chester	PA	19013	Food Pantry



Delaware County MoMobile	224 Long lane	Upper Darby	PA	19082	Food Pantry
Penn State Nutrition Links	20 Paper Mill Rd	Springfield	PA	19064	Food Pantry
First United Methodist Church	350 West State St	Media	PA	19063	Food Pantry
God's House of Glory	900 East 9th St	Chester	PA	19013	Food Pantry
God's house of Prayer and Re	51 East 9th st	Chester	PA	19013	Food Pantry
Community Outreach Project	6310 Market St	Upper Darby	PA	19082	Food Pantry
Loaves and Fishes Food Pantry	703 Lincoln Ave	Prospect Park	PA	19076	Food Pantry
Mt Zion CME Church	Felton & Orange Ave	Darby Township	PA	19036	Food Pantry
Neighbor to Neighbor CDC	814 Clifton Ave	Sharon Hill	PA	19079	Food Pantry
New Jerusalem Food Center	3rd and Jeffrey Streets	Chester	PA	19013	Food Pantry
New Life Baptist Church	217 Chestnut St	Darby	PA	19023	Food Pantry
St Daniel's United Methodist	315 Edward St	Chester	PA	19013	Food Pantry
St Katharine Drexel	1408 West 2nd St	Chester	PA	19013	Food Pantry
St Mark's United Methodist C	2220 South Sproul Road	Broomall	PA	19008	Food Pantry
St Mary's Episcopal Church	7th and Edwards St	Chester	PA	19013	Food Pantry
St Paul's CME Church	1007 West 3rd St	Chester	PA	19013	Food Pantry
Thomas Memorial Presbyterian	1414 West 3rd St	Chester	PA	19013	Food Pantry
True Vine Missionary Full Go	700 Morton Ave	Chester	PA	19013	Food Pantry
Upland Baptist Church	325 Main St	Upland	PA	19015	Food Pantry
Upper Darby Food Center	7766 Wayne Ave	Upper Darby	PA	19082	Food Pantry
West Peniel Recovery Center	215 West Parket St	Chester	PA	19023	Food Pantry
Chester Community FM	619 Welsh St	Chester	PA	19013	Farmer Market/Produce Stand
Eagleview Farmers Market	219 Cheyney Road	Glen Mills	PA	19342	Farmer Market/Produce Stand
Strattons Wynnorr Farm & CSA	1631 East Street Road	Glen Mills	PA	19342	Farmer Market/Produce Stand



<b>Hospitals - Philadelphia County</b>						
<b>Name</b>	<b>Address</b>	<b>City</b>	<b>State</b>	<b>Zip Code</b>	<b>Type</b>	
Albert Einstein Medical Center Phil	5501 Old York Road	Philadelphia	PA	19141	Hospital	
Aria Health Frankford	4900 Frankford Ave	Philadelphia	PA	19124	Hospital	
Aria Health Torresdale	10800 Knights Road	Philadelphia	PA	19114	Hospital	
Belmont Behavioral Health	4200 Monument Road	Philadelphia	PA	19131	Hospital	
Cancer Treatment Centers of America	1331 East Wyoming Avenue	Philadelphia	PA	19124	Hospital	
Chestnut Hill Hospital	8835 Germantown Ave	Philadelphia	PA	19118	Hospital	
The Children's Hospital of Philadelphia	34th and Civic Center Blv	Philadelphia	PA	19104	Hospital	
Fox Chase Cancer Center	333 Cottman Ave	Philadelphia	PA	19111	Hospital	
Friends Hospital	4641 Roosevelt Boulevard	Philadelphia	PA	19124	Hospital	
Girard Medical Center	8th Street and Girard Ave	Philadelphia	PA	19122	Hospital	
Hahnemann University Hospital	230 N Broad St	Philadelphia	PA	19102	Hospital	
Hospital of the University of PA	3400 Spruce Street	Philadelphia	PA	19104	Hospital	
Jeanes Hospital	7600 Central Ave	Philadelphia	PA	19111	Hospital	
Magee Rehabilitation Hospital	1513 Race Street	Philadelphia	PA	19102	Hospital	
Mercy Hospital of Philadelphia	501 S 54th Street	Philadelphia	PA	19143	Hospital	
Methodist Hospital	2301 South Broad Street	Philadelphia	PA	19148	Hospital	
Nazareth Hospital	2601 Holme Avenue	Philadelphia	PA	19152	Hospital	
Penn Presbyterian Medical Center	51 North 39th Street	Philadelphia	PA	19104	Hospital	
Pennsylvania Hospital	800 Spruce Street	Philadelphia	PA	19107	Hospital	
Philadelphia VA Medical Center	3900 Woodland Ave	Philadelphia	PA	19104	Hospital	
Roxborough Memorial Hospital	5800 Ridge Ave	Philadelphia	PA	19128	Hospital	
Saint Christopher's Hospital for Children	N. Front St & W. Erie Ave	Philadelphia	PA	19134	Hospital	
Saint Joseph's Hospital	16th Street and Girard Av	Philadelphia	PA	19130	Hospital	
Temple University Hospital	3401 North Broad St	Philadelphia	PA	19140	Hospital	
Temple University Hospital- Episcopal	100 E. Lehigh Avenue	Philadelphia	PA	19125	Hospital	
Thomas Jefferson University Hospital	111 South 11th Street	Philadelphia	PA	19107	Hospital	
Wills Eye Institute	840 Walnut Street	Philadelphia	PA	19107	Hospital	
<b>Health Assets - Philadelphia County</b>						
<b>Name</b>	<b>Address</b>	<b>City</b>	<b>State</b>	<b>Zip Code</b>	<b>Type</b>	
GPHA 4th Street Behavioral Health	1401 South 4th Street	Philadelphia	PA	19147	Community Health Center	
FPCN Abbotsford Falls Family Practice and Counseling	4700 Wissahickon Avenue	Philadelphia	PA	19144	Community Health Center	
Broad Street Health Center	1415 North Broad Street	Philadelphia	PA	19122	Community Health Center	
GPHA Chinatown Medical Services	930 Washington Avenue	Philadelphia	PA	19147	Community Health Center	
Covenant House - Mt Pleasant Health Center	8125 Stenton Ave	Philadelphia	PA	19150	Community Health Center	
Covenant House Health Services	251 East Brighthurst Street	Philadelphia	PA	19144	Community Health Center	



FPCN Eleventh Street Family Health Services of Drexel	800 North 11th Street	Philadelphia	PA	19123	Community Health Center
Esperanza Health Center	4417 North 6th Street	Philadelphia	PA	19140	Community Health Center
Esperanza Health Center	3156 Kensington Avenue	Philadelphia	PA	19134	Community Health Center
Esperanza Health Center	2940 North 5th Street	Philadelphia	PA	19133	Community Health Center
DVCH Fairmount Primary Care Center	1412 Fairmount Avenue	Philadelphia	PA	19130	Community Health Center
GPHA Frankford Health Center	4500 Frankford Avenue	Philadelphia	PA	19124	Community Health Center
Haddington Health Center	5619 Vine Street	Philadelphia	PA	19139	Community Health Center
Public Health Center #1	500 South Broad St	Philadelphia	PA	19146	Community Health Center
Public Health Center #10	2230 Cottman Avenue	Philadelphia	PA	19149	Community Health Center
Public Health Center #2	1720 South Broad Street	Philadelphia	PA	19145	Community Health Center
Public Health Center #3	555 South 43rd St	Philadelphia	PA	19104	Community Health Center
Public Health Center #4	4400 Haverford Ave	Philadelphia	PA	19104	Community Health Center
Public Health Center #5	1920 North 20th Street	Philadelphia	PA	19121	Community Health Center
Public Health Center #6	321 West Girard Ave	Philadelphia	PA	19123	Community Health Center
Public Health Center #9	131 East Cheltenham Ave	Philadelphia	PA	19144	Community Health Center
GPHA Hunting Park Health Center	1999 West Hunting Park Avenue	Philadelphia	PA	19140	Community Health Center
DVCH Maria de los Santos Health Center	455 West Allegheny Avenue	Philadelphia	PA	19140	Community Health Center
Mary Howard Health Center	125 South 9th Street	Philadelphia	PA	19107	Community Health Center
QCHC Meade Elementary School	18th and Oxford Streets	Philadelphia	PA	19121	Community Health Center
DVCH Parkview OB-Gyn	1331 East Wyoming Ave	Philadelphia	PA	19124	Women's Health Center
PHMC Health Connection	1035 West Berks Street	Philadelphia	PA	19122	Community Health Center
QCHC Family Health Center	2501 West Lehigh Avenue	Philadelphia	PA	19132	Community Health Center
Rising Sun Health Center	500 Adams Avenue	Philadelphia	PA	19120	Community Health Center
Sayre Health Center	5800 Walnut Street	Philadelphia	PA	19139	Community Health Center
GPHA Southeast Health Center	800 Washington Avenue	Philadelphia	PA	19147	Community Health Center
Public Health Strawberry Mansion Health Center	2840 W. Dauphin Street	Philadelphia	PA	19132	Community Health Center
FPCN Health Annex	6120 Woodland Avenue	Philadelphia	PA	19142	Community Health Center
QCHC Vaux Middle School	2300 W Master St	Philadelphia	PA	19121	Community Health Center
GPHA Wilson Park Medical Center	2520 Snyder Avenue	Philadelphia	PA	19145	Community Health Center
GPHA Woodland Avenue Medical Center	5000 Woodland Ave	Philadelphia	PA	19143	Community Health Center
QCHC Finley	2813 West Diamond Street	Philadelphia	PA	19121	Community Health Center
QCHC Cooke Elementary School	1300 West Loudon Street	Philadelphia	PA	19141	Community Health Center
Concentra Urgent Care	7000 Holstein Ave	Philadelphia	PA	19153	Urgent Care Center
Concentra Urgent Care	2010 Levick St	Philadelphia	PA	19149	Urgent Care Center
Drexel Convenient Care Center	1625 Chestnut St	Philadelphia	PA	19103	Urgent Care Center
Advanced Urgent Care	5058 City Ave	Philadelphia	PA	19131	Urgent Care Center
University of Pennsylvania Pain Center?	1840 South St	Philadelphia	PA	19146	Urgent Care Center
North Philadelphia Health System: Urgent Care Center	16 Girard Ave	Philadelphia	PA	19122	Urgent Care Center



CVS	6501 Harbison Avenue	Philadelphia	PA	19149	Urgent Care Center
CVS	1301 Rhawn Street	Philadelphia	PA	19444	Urgent Care Center
<b>Social Assets - Philadelphia County</b>					
<b>Name</b>	<b>Address</b>	<b>City</b>	<b>State</b>	<b>Zip</b>	<b>Type</b>
Columbia North YMCA	1400 N. Broad St	Philadelphia	PA	19121	YMCA/YWCA
Roxborough YMCA	7201 Ridge Ave	Philadelphia	PA	19128	YMCA/YWCA
West Philadelphia YMCA	5120 Chestnut Street	Philadelphia	PA	19139	YMCA/YWCA
Center in the Park	5818 Germantown Ave	Philadelphia	PA	19144	Senior Services
CSS Norris Square Senior Citizen Center	2121 North Howard St	Philadelphia	PA	19122	Senior Services
CSS St. Anne's Senior Citizen Center	2607 East Cumberland St	Philadelphia	PA	19125	Senior Services
CSS St. Charles Senior Community Center	1941 Christian St	Philadelphia	PA	19146	Senior Services
CSS Star Harbor Senior Center	4700 Springfield Ave	Philadelphia	PA	19143	Senior Services
Haddington Multi-Services for Older Adults	5331 Haverford Ave	Philadelphia	PA	19139	Senior Services
JCCs Klein Branch Senior Center and Russia	10100 Jamison Ave	Philadelphia	PA	19116	Senior Services
JCC's Stiffel Senior Center	604 West Porter St	Philadelphia	PA	19148	Senior Services
JCCs Tabas House Satellite	2101 Strahle St	Philadelphia	PA	19152	Senior Services
Juniata Park Older Adult Center	1251 East Sedgley Ave	Philadelphia	PA	19134	Senior Services
Lehigh Senior Center	1701 West Lehigh Ave	Philadelphia	PA	19132	Senior Services
Lutheran Settlement House Senior Center	1340 Frankford Ave	Philadelphia	PA	19125	Senior Services
Mann Older Adult Center	3201 North 5th Street	Philadelphia	PA	19140	Senior Services
Marconi Senior Citizen Program/Samuel S. F	2407 South Broad St	Philadelphia	PA	19148	Senior Services
Martin Luther King Older Adult Center	2101 West Cecil B. Moore Ave	Philadelphia	PA	19121	Senior Services
Nationalities Senior Program	11th & Rockland Streets	Philadelphia	PA	19141	Senior Services
North Broad Street Senior Center	1438 North Broad St	Philadelphia	PA	19121	Senior Services
Northeast Older Adult Center	8101 Bustleton Ave	Philadelphia	PA	19152	Senior Services
Older Adult Sunshine Center	137 South 58th St	Philadelphia	PA	19139	Senior Services
Olney Senior Program	5900 North Fifth St	Philadelphia	PA	19120	Senior Services
On Look House	219 North 10th St	Philadelphia	PA	19107	Senior Services
Peter Bressi N.E. Senior Center	4744 Frankford Ave	Philadelphia	PA	19124	Senior Services
PHA Cassie L. Holly Satellite	2100 Dickinson St	Philadelphia	PA	19146	Senior Services
PHA Emlen Arms Satellite	6733 Emlen St	Philadelphia	PA	19119	Senior Services
PHA Wilson Park Satellite	2508 Jackson St	Philadelphia	PA	19145	Senior Services
Philadelphia Senior Center - Main Branch	509 South Broad St	Philadelphia	PA	19147	Senior Services
Philadelphia Senior Center - Tioga Branch	1531 West Tioga St	Philadelphia	PA	19140	Senior Services
Philadelphia Senior Center Coffee Cup Sate	247 South 10th St	Philadelphia	PA	19107	Senior Services
South Philadelphia Older Adult Center	1430 East Passyunk Ave	Philadelphia	PA	19147	Senior Services
Southwest Senior Center	6916 Elmwood Ave	Philadelphia	PA	19142	Senior Services
Spring Garden Center	1221 Spring Garden St	Philadelphia	PA	19123	Senior Services





The Center at Journey's Way	403 Rector St	Philadelphia	PA	19128	Senior Services
West Oak Lane Senior Center	7210 Ogontz Ave	Philadelphia	PA	19138	Senior Services
West Philadelphia Senior Community Center	1016 North 41st St	Philadelphia	PA	19104	Senior Services
Outreach Coordination Center	1515 Fairmount Avenue	Philadelphia	PA	19130	Community Center
Maternity Care Coalition	2000 Hamilton Street	Philadelphia	PA	19130	Community Center
Salvation Army HQ	701 North Broad Street	Philadelphia	PA	19123	Community Center
The Salvation Army Citadel and Korean	5830 Rising Sun Ave	Philadelphia	PA	19120	Community Center
The Salvation Army Developmental Disability	701 North Broad Street	Philadelphia	PA	19123	Community Center
The Salvation Army Pioneer	1920 E Allegheny Ave	Philadelphia	PA	19134	Community Center
The Salvation Army Ray and Joan Kroc Center	4200 Wissahickon Ave	Philadelphia	PA	19129	Community Center
The Salvation Army Roxborough	6730 Ridge Avenue	Philadelphia	PA	19128	Community Center
The Salvation Army Tabernacle	3150 N. Mascher St	Philadelphia	PA	19133	Community Center
The Salvation Army Temple	1340 Brown Street	Philadelphia	PA	19123	Community Center
The Salvation Army Eliza Shirley House	1320 Arch Street	Philadelphia	PA	19107	Community Center
The Salvation Army Emergency Disaster Serv	701 N. Broad St.	Philadelphia	PA	19123	Community Center
The Salvation Army - West Philadelphia	5501 Market St.	Philadelphia	PA	19139	Community Center
The Salvation Army Ivy Residence Senior House	4051 Ford Road	Philadelphia	PA	19131	Community Center
The Salvation Army Adult Rehabilitation Center	4555 Pechin Street	Philadelphia	PA	19128	Community Center
The Salvation Army Booth Manor Residence	5522 Arch Street	Philadelphia	PA	19139	Community Center
The Salvation Army Red Shield Family Residence	715 North Broad Street	Philadelphia	PA	19123	Community Center
The Salvation Army Soups' On! Project	4050 Conshohocken State Road	Philadelphia	PA	19131	Education/Employment Center
Old Pine Community Center	401 Lombard Street	Philadelphia	PA	19147	Community Center
People's Emergency Center	325 N. 39th Street	Philadelphia	PA	19104	Homeless Services/Shelter
Office of Supportive Housing	141 N. Juniper Street	Philadelphia	PA	19107	Homeless Services/Shelter
Eliza Shirley House	1320 Arch Street	Philadelphia	PA	19107	Homeless Services/Shelter
Ridge Avenue Shelter	1360 Ridge Avenue	Philadelphia	PA	19107	Homeless Services/Shelter
Mercy Hospice	334 South 13th Street	Philadelphia	PA	19107	Homeless Services/Shelter
People's Emergency Center	3902 Spring Garden Street	Philadelphia	PA	19104	Homeless Services/Shelter
Wayne Hall	5200 Wayne Avenue	Philadelphia	PA	19144	Homeless Services/Shelter
Brotherhood Mission	401 E. Girard Avenue	Philadelphia	PA	19125	Homeless Services/Shelter
Ontario St. Baptist Mission	114 W. Ontario St.	Philadelphia	PA	19140	Homeless Services/Shelter
St. John's Hospice	1221 Race Street	Philadelphia	PA	19105	Homeless Services/Shelter
Sunday Breakfast Association	302 North 13th Street	Philadelphia	PA	19105	Homeless Services/Shelter
Whosoever Gospel Mission	101 E. Cheltenham Avenue	Philadelphia	PA	19144	Homeless Services/Shelter
Covenant House	417 Callowhill Street	Philadelphia	PA	19123	Homeless Services/Shelter
Department of Human Services Division of C	1515 Arch Street	Philadelphia	PA	19102	Homeless Services/Shelter
Voyage House	1431 Lombard Street	Philadelphia	PA	19146	Homeless Services/Shelter
Youth Emergency Services	1526 Fairmount Avenue	Philadelphia	PA	19130	Homeless Services/Shelter



Traveler's Aid Society	121 N. Broad Street	Philadelphia	PA	19107	Homeless Services/Shelter
Women Against Abuse	100 South Broad Street	Philadelphia	PA	19110	Homeless Services/Shelter
VA Drop In Center	213 N. 4th Street	Philadelphia	PA	19106	Social Services
Philadelphia Committee to End Homelessness	802 N. Broad Street	Philadelphia	PA	19130	Homeless Services/Shelter
University City Hospitality Coalition	3741 Walnut Street	Philadelphia	PA	19104	Homeless Services/Shelter
Gateway Services Center	907 Hamilton Street	Philadelphia	PA	19107	Homeless Services/Shelter
West Philadelphia WIC Office	4148 Lancaster Avenue	Philadelphia	PA	19104	WIC
City Health Center #5	1900 N. 20th Street	Philadelphia	PA	19121	WIC
Frankford Avenue WIC Office	4806 Frankford Avenue	Philadelphia	PA	19124	WIC
Roxborough Health Center	5830 Henry Avenue	Philadelphia	PA	19128	WIC
Mobile Unit	642 N. Broad Street	Philadelphia	PA	19130	WIC
North Philadelphia WIC Office	3141 Germantown Avenue	Philadelphia	PA	19133	WIC
Lehigh WIC Office	217 Lehigh Avenue	Philadelphia	PA	19133	WIC
Kensington WIC Office	3047 Kensington Avenue	Philadelphia	PA	19134	WIC
Aramingo Avenue WIC Office	2401 E.Tioga Avenue	Philadelphia	PA	19134	WIC
Woodland Avenue Health Center	1741 S. 54th Street	Philadelphia	PA	19143	WIC
Germantown WIC Office	Germantown and Mt. Pleasant A	Philadelphia	PA	19144	WIC
South Philadelphia WIC Office	1536 S. Broad Street	Philadelphia	PA	19147	WIC
Northeast WIC Office	8570 Bustleton Avenue	Philadelphia	PA	19152	WIC
<b>Food Assets - Philadelphia County</b>					
<b>Name</b>	<b>Address</b>	<b>City</b>	<b>State</b>	<b>Zip Code</b>	<b>Type</b>
22nd and Tasker	22nd and Tasker St	Philadelphia	PA	19145	Farmers Market/Farm Stand
29th and Wharton	29th and Wharton St	Philadelphia	PA	19146	Farmers Market/Farm Stand
33rd and Diamond	2140 North 33rd Street	Philadelphia	PA	19121	Farmers Market/Farm Stand
58th and Chester	58th and Chester St	Philadelphia	PA	19143	Farmers Market/Farm Stand
Broad and Snyder	Broad and Snyder St	Philadelphia	PA	19145	Farmers Market/Farm Stand
Broad and South	Broad and South St	Philadelphia	PA	19147	Farmers Market/Farm Stand
Cecil B Moore	Cecil B Moore Ave & N Broad St.	Philadelphia	PA	19122	Farmers Market/Farm Stand
Chestnut Hill Growers Market	Winston Rd & Germantown Ave	Philadelphia	PA	19118	Farmers Market/Farm Stand
Clark Park	43rd St and Baltimore Ave	Philadelphia	PA	19104	Farmers Market/Farm Stand
Cliveden Park	Chew Ave and Johnson St	Philadelphia	PA	19119	Farmers Market/Farm Stand
Dickinson	E Moyamensing and Morris St	Philadelphia	PA	19148	Farmers Market/Farm Stand
Drexel University	33rd and Market St	Philadelphia	PA	19104	Farmers Market/Farm Stand
East Falls	Kelly Dr & Ridge Ave	Philadelphia	PA	19129	Farmers Market/Farm Stand
Fair Food	12th st and Arch St.	Philadelphia	PA	19107	Farmers Market/Farm Stand
Fairhill Square	4th St and Lehigh Ave	Philadelphia	PA	19133	Farmers Market/Farm Stand
Fairmount Farmers Market	22nd St and Fairmont Ave	Philadelphia	PA	19130	Farmers Market/Farm Stand
Farm 51	51st St and Chester Ave	Philadelphia	PA	19143	Farmers Market/Farm Stand



Fitler Square Market	23rd and Pine St	Philadelphia	PA	19103	Farmers Market/Farm Stand
Fountain	11th and Tasker St	Philadelphia	PA	19147	Farmers Market/Farm Stand
Francisville	1400 Ridge Ave	Philadelphia	PA	19130	Farmers Market/Farm Stand
Frankford and Berks	Frankford Ave and East Berks St	Philadelphia	PA	19125	Farmers Market/Farm Stand
Frankford Transportation Center	Bridge St and Frankford Ave	Philadelphia	PA	19124	Farmers Market/Farm Stand
Germantown	6026 Germantown Ave	Philadelphia	PA	19144	Farmers Market/Farm Stand
Girard and 27th Farm Stand	27th St and Girard Ave	Philadelphia	PA	19130	Farmers Market/Farm Stand
Gorgas Park	Ridge Ave at Acorn St	Philadelphia	PA	19128	Farmers Market/Farm Stand
Greensgrow Farm	2501 E Cumberland Ave	Philadelphia	PA	19125	Farmers Market/Farm Stand
Grumblethorpe House	5267 Germantown Ave	Philadelphia	PA	19144	Farmers Market/Farm Stand
Haddington	52nd St and Haverford Ave	Philadelphia	PA	19139	Farmers Market/Farm Stand
Headhouse	2nd and Lombard St	Philadelphia	PA	19147	Farmers Market/Farm Stand
Henry Got Crops	7100 Henry Ave	Philadelphia	PA	19128	Farmers Market/Farm Stand
Hunting Park	W Hunting Park Ave and Old York	Philadelphia	PA	19140	Farmers Market/Farm Stand
IBC Market	1901 Market St	Philadelphia	PA	19103	Farmers Market/Farm Stand
Jefferson	10th and Chestnut St	Philadelphia	PA	19107	Farmers Market/Farm Stand
Lancaster Ave	3700 Lancaster Ave	Philadelphia	PA	19104	Farmers Market/Farm Stand
Mill Creek Farm	4901 Brown Street	Philadelphia	PA	19139	Farmers Market/Farm Stand
Mt Airy (Weaver's Way)	Carpenter Lane & Greene St	Philadelphia	PA	19119	Farmers Market/Farm Stand
Norris Square Park	N Hancock St & Diamond St	Philadelphia	PA	19122	Farmers Market/Farm Stand
Olney Transportation Center	Broad St and Olney Ave	Philadelphia	PA	19141	Farmers Market/Farm Stand
Overbrook Farms	6376 City Ave	Philadelphia	PA	19151	Farmers Market/Farm Stand
Oxford Circle	900 East Howell St	Philadelphia	PA	19149	Farmers Market/Farm Stand
Farmers Market at the Piazza	1033 N 2nd St	Philadelphia	PA	19123	Farmers Market/Farm Stand
Rittenhouse	18th and Walnut St	Philadelphia	PA	19103	Farmers Market/Farm Stand
Schuylkill River Park Market	25th and Spruce	Philadelphia	PA	19103	Farmers Market/Farm Stand
SEPTA Farmstand	1234 Market St	Philadelphia	PA	19107	Farmers Market/Farm Stand
Shar-Nels	2211 N21st St	Philadelphia	PA	19132	Farmers Market/Farm Stand
South and Passyunk	South St and Passyunk Ave	Philadelphia	PA	19147	Farmers Market/Farm Stand
Suburban Station	16th St Concourse	Philadelphia	PA	19102	Farmers Market/Farm Stand
The Porch	30th Street Station	Philadelphia	PA	19104	Farmers Market/Farm Stand
University Square	36th and Walnut St	Philadelphia	PA	19104	Farmers Market/Farm Stand
Urban Tree Harvest	53rd St Between Wyalusing and P	Philadelphia	PA	19131	Farmers Market/Farm Stand
Wadsworth	1555 Wadsworth Ave	Philadelphia	PA	19150	Farmers Market/Farm Stand
Walnut Hill	4610 Market St	Philadelphia	PA	19139	Farmers Market/Farm Stand
Weavers Way Community Programs Farm Stand	8424 Germantown Ave	Philadelphia	PA	19118	Farmers Market/Farm Stand
West Oak Lane	7200 Ogontz Ave	Philadelphia	PA	19138	Farmers Market/Farm Stand
48th & Baltimore Farmers Market	801 South 48th Street	Philadelphia	PA	19143	Farmers Market/Farm Stand



Academy Fresh	400 Washington Avenue	Philadelphia	PA	19147	Farmers Market/Farm Stand
Bella Vista	9th & Montrose St	Philadelphia	PA	19147	Farmers Market/Farm Stand
Broad and Ritner	Broad and Ritner St	Philadelphia	PA	19148	Farmers Market/Farm Stand
Chestnut Hill Flower & Garden	7639 Germantown Ave	Philadelphia	PA	19118	Farmers Market/Farm Stand
Drexel Farmers Market	3290 Chestnut Street	Philadelphia	PA	19104	Farmers Market/Farm Stand
Dutch Country Farmers Market	2031 Cottman Avenue	Philadelphia	PA	19149	Farmers Market/Farm Stand
Federation of Neighborhood Centers Teens	8TH & Poplar St	Philadelphia	PA	19123	Farmers Market/Farm Stand
Firehouse FM	701 South 50th Street & Baltimo	Philadelphia	PA	19143	Farmers Market/Farm Stand
Fitler Square	23rd Street & Pine Street	Philadelphia	PA	19103	Farmers Market/Farm Stand
Fountain Farmers Market	East Passyunk Avenue and Tasker	Philadelphia	PA	19148	Farmers Market/Farm Stand
Francisville Fm	1400 Ridge Ave	Philadelphia	PA	19130	Farmers Market/Farm Stand
Germantown	6700 Germantown Avenue	Philadelphia	PA	19119	Farmers Market/Farm Stand
Germantown Kitchen Garder	215 E Penn St	Philadelphia	PA	19144	Farmers Market/Farm Stand
Growing for Good	1552 Wadsworth Ave	Philadelphia	PA	19150	Farmers Market/Farm Stand
Mayor's Farmers Market	15th St. and JFK Blvd.	Philadelphia	PA	19107	Farmers Market/Farm Stand
MFSP Heritage Farm	4300 Monument Road	Philadelphia	PA	19131	Farmers Market/Farm Stand
Neighborhood Foods	53RD & Wyalusing	Philadelphia	PA	19131	Farmers Market/Farm Stand
New Growth Project	27th & Master Street	Philadelphia	PA	19121	Farmers Market/Farm Stand
Norris Square	W Susquehanna Ave & Howard St	Philadelphia	PA	19122	Farmers Market/Farm Stand
Palmer Park Farmers Market	Frankford Avenue & East Palmer	Philadelphia	PA	19125	Farmers Market/Farm Stand
Penn Campus	36th & Walnut Streets	Philadelphia	PA	19104	Farmers Market/Farm Stand
Penn University Farmers Market	3600 Walnut Street	Philadelphia	PA	19104	Farmers Market/Farm Stand
Pennsy Flea Market	1600 S Warfield St	Philadelphia	PA	19145	Farmers Market/Farm Stand
Pennypack Farm	43rd and Baltimore	Philadelphia	PA	19104	Farmers Market/Farm Stand
Prestons Paradise	839 N Preston St	Philadelphia	PA	19104	Farmers Market/Farm Stand
Produce Connection	1812 E Allegheny Ave	Philadelphia	PA	19134	Farmers Market/Farm Stand
Produce Farmers Market & Deli	2043 West Oregon Avenue	Philadelphia	PA	19145	Farmers Market/Farm Stand
Right Triangle Inc	1201 South 19th Street	Philadelphia	PA	19146	Farmers Market/Farm Stand
Sals Produce Plus	676 North Broad Street	Philadelphia	PA	19130	Farmers Market/Farm Stand
Share Food Program	2901 West Hunting Park Avenue	Philadelphia	PA	19129	Farmers Market/Farm Stand
Stenton Family Manor	1300 E Tulpehocken St	Philadelphia	PA	19138	Farmers Market/Farm Stand
The Point Breeze	1529 South 22nd Street	Philadelphia	PA	19146	Farmers Market/Farm Stand
West Philadelphia Fresh Food Hub	38th & Lancaster Ave	Philadelphia	PA	19104	Farmers Market/Farm Stand
Greater Philadelphia Coalition Against Hu	1725 Fairmount Ave.	Philadelphia	PA	19130	Food Pantry/Cupboard
Philabundance	3616 South Galloway Street	Philadelphia	PA	19148	Food Pantry/Cupboard
St. Mark's Church	1625 Locust St.	Philadelphia	PA	19103	Food Pantry/Cupboard
Sidney Hillman Apts.	22 S. 22nd St.	Philadelphia	PA	19103	Food Pantry/Cupboard
First African Presbyterian Church	4159 W. Girard Ave	Philadelphia	PA	19104	Food Pantry/Cupboard



One Day At A Time	4016 Lancaster Ave.	Philadelphia	PA	19104	Food Pantry/Cupboard
Chester Dionna Habitat	4086 Haverford Ave	Philadelphia	PA	19104	Food Pantry/Cupboard
Mantua Haverford Community Center	631 N. 39th St	Philadelphia	PA	19104	Food Pantry/Cupboard
Mantua Family Center	3543 Fairmount Ave	Philadelphia	PA	19104	Food Pantry/Cupboard
Intercultural Family Services	4225 Chestnut St	Philadelphia	PA	19104	Food Pantry/Cupboard
Indomitable Spirit	437 N. 42nd Street	Philadelphia	PA	19104	Food Pantry/Cupboard
Holy Tabernacle Church	3835 Haverford Ave	Philadelphia	PA	19104	Food Pantry/Cupboard
Greater Love Chapel	437 N. 40th Street	Philadelphia	PA	19104	Food Pantry/Cupboard
Grace Evangelical Lutheran Church	3529 Haverford Ave.	Philadelphia	PA	19104	Food Pantry/Cupboard
Christian M. F. Baptist Church	533 N. 36th St	Philadelphia	PA	19104	Food Pantry/Cupboard
40th Street Church of God	651 N. 40th Street	Philadelphia	PA	19104	Food Pantry/Cupboard
New Bethlehem Baptist Church	Preston & Aspen Sts.	Philadelphia	PA	19104	Food Pantry/Cupboard
Peoples Emergency Center	3902 Spring Garden St.	Philadelphia	PA	19104	Food Pantry/Cupboard
Mantua Scattered Site	3804 Mt. Vernon St	Philadelphia	PA	19104	Food Pantry/Cupboard
Community Church of God	42nd & Parrish St	Philadelphia	PA	19104	Food Pantry/Cupboard
Church of Hope & Faith Inc	662 N. 39th St.	Philadelphia	PA	19104	Food Pantry/Cupboard
Mercy Douglass Ctr. Shepard	642 N. 41st St	Philadelphia	PA	19104	Food Pantry/Cupboard
Interfaith Food Cupboard	3600 Baring St	Philadelphia	PA	19104	Food Pantry/Cupboard
Gate to Heaven Ministry	3415 Haverford Ave	Philadelphia	PA	19104	Food Pantry/Cupboard
Sarah Allen Seniors	4035 Parrish Street	Philadelphia	PA	19104	Food Pantry/Cupboard
Second Antioch Baptist Church	912 N. 41st St.	Philadelphia	PA	19104	Food Pantry/Cupboard
Victory Baptist Church	4238 Wallace Street	Philadelphia	PA	19104	Food Pantry/Cupboard
Metropolitan Church	3500 Baring St	Philadelphia	PA	19104	Food Pantry/Cupboard
St. John United Church of God	856 N. 40th Street	Philadelphia	PA	19104	Food Pantry/Cupboard
Sharing & Caring Center	500 N. 39th St.	Philadelphia	PA	19104	Food Pantry/Cupboard
St. Mary's Church	3916 Locust Walk	Philadelphia	PA	19104	Food Pantry/Cupboard
Caring About Sharing Inc.	3900 Spring Garden Street	Philadelphia	PA	19104	Food Pantry/Cupboard
United Emergency Action	1117 N. 40th Street	Philadelphia	PA	19104	Food Pantry/Cupboard
West Phila. SDA Church	4018 Fairmount Avenue	Philadelphia	PA	19104	Food Pantry/Cupboard
Ralston/Mercy Douglass House	3817 Market St	Philadelphia	PA	19104	Food Pantry/Cupboard
Old St. Joseph's Church	321 Willings Alley	Philadelphia	PA	19106	Food Pantry/Cupboard
St. Peters Church	313 Pine St.	Philadelphia	PA	19106	Food Pantry/Cupboard
Fillipino American Congress	251 Lawrence St	Philadelphia	PA	19106	Food Pantry/Cupboard
Philadelphia Community Health Alternatives	1201 Chestnut St., 3rd Fl	Philadelphia	PA	19107	Food Pantry/Cupboard
First Church of the Nazarene	1707 Shelmire Ave	Philadelphia	PA	19111	Food Pantry/Cupboard
Oxford Village Food Cupboard	6150 Algon Ave	Philadelphia	PA	19111	Food Pantry/Cupboard
Mt. Olive Church of God	7244 Rising Sun Avenue	Philadelphia	PA	19111	Food Pantry/Cupboard
All Saints	9601 Frankford Ave	Philadelphia	PA	19114	Food Pantry/Cupboard



Memorial Church of St. Luke	1946 Welsh Rd	Philadelphia	PA	19115	Food Pantry/Cupboard
St. Paul's Church	22 E. Chestnut Hill Ave	Philadelphia	PA	19118	Food Pantry/Cupboard
Germantown SDA Church	200 E. Cliveden St	Philadelphia	PA	19119	Food Pantry/Cupboard
Asian Social Services Center	4943 N. 5th St	Philadelphia	PA	19120	Food Pantry/Cupboard
Bethel Full Gospel	520 W. Roosevelt Blvd	Philadelphia	PA	19120	Food Pantry/Cupboard
Incarnation of Our Lord Church	5105 N. 5th St	Philadelphia	PA	19120	Food Pantry/Cupboard
Moriah Baptist Church	4815-17 N. Front St	Philadelphia	PA	19120	Food Pantry/Cupboard
Feltonville Presbyterian	214 E. Wyoming Ave	Philadelphia	PA	19120	Food Pantry/Cupboard
Faith Tabernacle Church of God	2431 W. Master Street	Philadelphia	PA	19121	Food Pantry/Cupboard
Christ Evangel. Lutheran Church	3006 W. Diamond St	Philadelphia	PA	19121	Food Pantry/Cupboard
Christian Love Baptist Church	1801 N. 32nd St	Philadelphia	PA	19121	Food Pantry/Cupboard
Church of the Advocate	2121 N. Gratz St.	Philadelphia	PA	19121	Food Pantry/Cupboard
Cornerstone Baptist Church	2117 N. 33rd St	Philadelphia	PA	19121	Food Pantry/Cupboard
Fair Havens Human Support	2343 Ridge Ave.	Philadelphia	PA	19121	Food Pantry/Cupboard
Johnson Concern & Care Center.	2229 W. Thompson St	Philadelphia	PA	19121	Food Pantry/Cupboard
Johnson Homes Tenant Council	2500 W. Norris St	Philadelphia	PA	19121	Food Pantry/Cupboard
Kelsey Keys	1756 N. 25th St.	Philadelphia	PA	19121	Food Pantry/Cupboard
Madeira Family Center	2123 N. Gratz St.	Philadelphia	PA	19121	Food Pantry/Cupboard
Mt. Olive Holy Temple	1469 N. Broad Street	Philadelphia	PA	19121	Food Pantry/Cupboard
Family Resource Center	2114 N. Gratz Street	Philadelphia	PA	19121	Food Pantry/Cupboard
Montgomery Townhouse	2002 W. Berks St	Philadelphia	PA	19121	Food Pantry/Cupboard
New Salem Baptist Church	1721-23 N. Croskey St	Philadelphia	PA	19121	Food Pantry/Cupboard
Senior Citizens Community	2124 Cecil B. Moore Ave	Philadelphia	PA	19121	Food Pantry/Cupboard
Special Needs	1632 N. 29th St	Philadelphia	PA	19121	Food Pantry/Cupboard
Susquehanna	1815 Susquehanna Ave	Philadelphia	PA	19121	Food Pantry/Cupboard
Deliverance Revival Temple	2000 N. 18th Street	Philadelphia	PA	19121	Food Pantry/Cupboard
Golden Star Baptist Church	1635 27th Street	Philadelphia	PA	19121	Food Pantry/Cupboard
Wayland Temple B.C.	2500 Cecil B. Moore Ave.	Philadelphia	PA	19121	Food Pantry/Cupboard
New Mt. Zion Pentacostal COGIC	1501 N. 20th Street	Philadelphia	PA	19121	Food Pantry/Cupboard
New Greater Straightway	1705 N. 7th St	Philadelphia	PA	19122	Food Pantry/Cupboard
A.P.M. Assoc. Inc.	2147 N. 6th St	Philadelphia	PA	19122	Food Pantry/Cupboard
Berean Presbyterian Church	2101 N. Broad St.	Philadelphia	PA	19122	Food Pantry/Cupboard
Yorktown Community	1300 W. Jefferson St	Philadelphia	PA	19122	Food Pantry/Cupboard
Harris Plaza	1240 N. 10th St	Philadelphia	PA	19122	Food Pantry/Cupboard
Mt Olive Holy Temple	1469 N. Broad St	Philadelphia	PA	19122	Food Pantry/Cupboard
Norris Homes Tenant Council	1915 N. 11th St	Philadelphia	PA	19122	Food Pantry/Cupboard
Penrose Recreation Center	1101 W. Susquehanna St.	Philadelphia	PA	19122	Food Pantry/Cupboard
St. Boniface Church	174 W. Diamond St.	Philadelphia	PA	19122	Food Pantry/Cupboard



St. Malachy Church	1429 N. 11th Street	Philadelphia	PA	19122	Food Pantry/Cupboard
Lewis Temple Pentecostal Church	509 W. Diamond St	Philadelphia	PA	19122	Food Pantry/Cupboard
Ludlow Community	1437 N. 7th St.	Philadelphia	PA	19122	Food Pantry/Cupboard
West Poplar	637 N. 13th St	Philadelphia	PA	19123	Food Pantry/Cupboard
St. Paul's Baptist Church	10th & Wallace St	Philadelphia	PA	19123	Food Pantry/Cupboard
Friends Neighborhood Guild	735 Fairmount Ave	Philadelphia	PA	19123	Food Pantry/Cupboard
Salvation Army Temple	1340 Brown St	Philadelphia	PA	19123	Food Pantry/Cupboard
Bebashi Inc.	1217 Spring Garden St	Philadelphia	PA	19123	Food Pantry/Cupboard
Women's Community Revitalization	411 Fairmount St	Philadelphia	PA	19123	Food Pantry/Cupboard
Old First Reformed Church	515 N. 4th Street	Philadelphia	PA	19123	Food Pantry/Cupboard
Faith Assembly of God	1926 Margaret Street	Philadelphia	PA	19124	Food Pantry/Cupboard
The Salvation Army	4344 Frankford Ave.	Philadelphia	PA	19124	Food Pantry/Cupboard
Triumph Baptist Church	1538 E. Wingohocking St	Philadelphia	PA	19124	Food Pantry/Cupboard
Second Baptist of Frankford	1801 Meadow St	Philadelphia	PA	19124	Food Pantry/Cupboard
Keep The Faith Ministry	1901 Harrison Street	Philadelphia	PA	19124	Food Pantry/Cupboard
Lutheran Settlement House	1340 Frankford Avenue	Philadelphia	PA	19125	Food Pantry/Cupboard
Inner City Mission	2433 Kensington Ave	Philadelphia	PA	19125	Food Pantry/Cupboard
St. Michael's Food Bank	Trenton and Cumberland Streets	Philadelphia	PA	19125	Food Pantry/Cupboard
Brotherhood Mission	401 E. Girard Ave	Philadelphia	PA	19125	Food Pantry/Cupboard
Visitation BVM Church	2625 B Street	Philadelphia	PA	19125	Food Pantry/Cupboard
Union Tabernacle Presbyterian	2036 E. Cumberland St	Philadelphia	PA	19125	Food Pantry/Cupboard
Holy Temple of God	6709 Ogontz Ave	Philadelphia	PA	19126	Food Pantry/Cupboard
Feltonville Presbyterian Church	212 East Wyoming Avenue	Philadelphia	PA	19126	Food Pantry/Cupboard
New Galilee Baptist Church	6216 N. 7th Street	Philadelphia	PA	19126	Food Pantry/Cupboard
St. Mark's Lutheran Church	1420 Cheltenham Avenue	Philadelphia	PA	19126	Food Pantry/Cupboard
Asian American Cultural	2nd St. & 65th Ave.	Philadelphia	PA	19126	Food Pantry/Cupboard
North Light Community Center	175 Green Lane	Philadelphia	PA	19127	Food Pantry/Cupboard
Drug Task Force Ministry	3252 N. Etting Avenue	Philadelphia	PA	19129	Food Pantry/Cupboard
St. Francis Xavier	2321 Green St.	Philadelphia	PA	19130	Food Pantry/Cupboard
Trinity Baptist Church	2720 Poplar St.	Philadelphia	PA	19130	Food Pantry/Cupboard
United Methodist	804 N. Broad St.	Philadelphia	PA	19130	Food Pantry/Cupboard
Temple of Divine Love Church	1518-20 W. Girard Ave	Philadelphia	PA	19130	Food Pantry/Cupboard
Enon Baptist Church	19th and Green Streets	Philadelphia	PA	19130	Food Pantry/Cupboard
Baptist Women's Center Inc	1428 W. Poplar St	Philadelphia	PA	19130	Food Pantry/Cupboard
Multi-Life Service	829 N. Capitol Street	Philadelphia	PA	19130	Food Pantry/Cupboard
Carroll Park Community Council	5218 Master St	Philadelphia	PA	19131	Food Pantry/Cupboard
Pinn Memorial Baptist Church	2251 N. 54th St.	Philadelphia	PA	19131	Food Pantry/Cupboard
Freedom Develop. Corp.	4500 Westminster Ave.	Philadelphia	PA	19131	Food Pantry/Cupboard



Parkside Association	5180 Viola St	Philadelphia	PA	19131	Food Pantry/Cupboard
Resurrection Baptist Church	1610 N. 54th St	Philadelphia	PA	19131	Food Pantry/Cupboard
Wynnefield Presbyterian Church	2247 N. 54th St.	Philadelphia	PA	19131	Food Pantry/Cupboard
Camphor Memorial U.M. Church	5620 Wyalusing Ave	Philadelphia	PA	19131	Food Pantry/Cupboard
Simpson Fletcher Conestoga	5353 W. Master St	Philadelphia	PA	19131	Food Pantry/Cupboard
RHD Family House Now	1020 N. 46th Street	Philadelphia	PA	19131	Food Pantry/Cupboard
Laceys Day Care	1665 N. Wilton Street	Philadelphia	PA	19131	Food Pantry/Cupboard
North Penn Civic Assoc	29th & Chalmers Ave	Philadelphia	PA	19132	Food Pantry/Cupboard
One Day at a Time	2310 N. Broad St	Philadelphia	PA	19132	Food Pantry/Cupboard
James Spring Baptist Memorial Church	1845 W. Huntingdon Street	Philadelphia	PA	19132	Food Pantry/Cupboard
South Lehigh Action Council	2213 W. Sergeant St	Philadelphia	PA	19132	Food Pantry/Cupboard
North Penn Baptist Church	2413 N. 27th St	Philadelphia	PA	19132	Food Pantry/Cupboard
Morning Star COGIC	2326 N. 31st St.	Philadelphia	PA	19132	Food Pantry/Cupboard
Jubilee Commandment Keepers	2440 N.15th St.	Philadelphia	PA	19132	Food Pantry/Cupboard
Gather's The People House	3061 N. 15th Street	Philadelphia	PA	19132	Food Pantry/Cupboard
Fellowship Revival Church	2408 W. Lehigh Ave	Philadelphia	PA	19132	Food Pantry/Cupboard
Faithful Temple Church	3416 W. Allegheny Ave	Philadelphia	PA	19132	Food Pantry/Cupboard
Geiger Memorial Brethren Church	2543 W. Lehigh Ave.	Philadelphia	PA	19132	Food Pantry/Cupboard
Saint Martin de Porres	2340 W. Lehigh Ave.	Philadelphia	PA	19132	Food Pantry/Cupboard
Cathedral Baptist Church	1700 West Camber Street	Philadelphia	PA	19132	Food Pantry/Cupboard
Colorado Community Program	2247 N. 20th St	Philadelphia	PA	19132	Food Pantry/Cupboard
Minute by Minute	2562 N. 18th Street	Philadelphia	PA	19132	Food Pantry/Cupboard
Little Gospel Temple Cupboard	2540 N. 25th Street	Philadelphia	PA	19132	Food Pantry/Cupboard
New Pond Baptist Church	3224 W. York Street	Philadelphia	PA	19132	Food Pantry/Cupboard
CASMI	2602 N. Corlies St.	Philadelphia	PA	19132	Food Pantry/Cupboard
City Temple Baptist Church	2512 N. Broad St	Philadelphia	PA	19132	Food Pantry/Cupboard
Operation Second Chance Rescue	507 York St	Philadelphia	PA	19133	Food Pantry/Cupboard
Davis Temple Bapt. Church	2261 Franklin St	Philadelphia	PA	19133	Food Pantry/Cupboard
Neighborhood Action Bureau	2565 Germantown Ave	Philadelphia	PA	19133	Food Pantry/Cupboard
Prim Iglesia Hispanic Alliance	810 W. Somerset Street	Philadelphia	PA	19133	Food Pantry/Cupboard
Salvation Army	3150 N. Mascher St	Philadelphia	PA	19133	Food Pantry/Cupboard
Southern Home Services	3149 Germantown Ave.	Philadelphia	PA	19133	Food Pantry/Cupboard
People United Together	1007 W. Lehigh Ave	Philadelphia	PA	19133	Food Pantry/Cupboard
Holy Cross Church/MLK Center	813 W. Lehigh Ave.	Philadelphia	PA	19133	Food Pantry/Cupboard
Germantown Salvation Army	2601 N. 11th St.	Philadelphia	PA	19133	Food Pantry/Cupboard
Hope Prison Ministry	508 W. Cumberland St.	Philadelphia	PA	19133	Food Pantry/Cupboard
Fairhill Tenant Council	2411 North 11th Street	Philadelphia	PA	19133	Food Pantry/Cupboard
The Lighthouse	152 W. Lehigh Ave.	Philadelphia	PA	19133	Food Pantry/Cupboard





Crossroads Community Center	2918 N. 6th St.	Philadelphia	PA	19133	Food Pantry/Cupboard
St. Mark Outreach Baptist Church	924 West Cambria Street	Philadelphia	PA	19133	Food Pantry/Cupboard
Congreso de Latinos	216 W. Somerset St.	Philadelphia	PA	19133	Food Pantry/Cupboard
Father House Of Prayer Mission	3040 Germantown Ave	Philadelphia	PA	19133	Food Pantry/Cupboard
Kensington Neighborhood House	Frankford Avenue	Philadelphia	PA	19134	Food Pantry/Cupboard
St. Joan of Arc Church	2025 E. Atlantic St.	Philadelphia	PA	19134	Food Pantry/Cupboard
The Salvation Army Pioneer Corps	1920 E. Allegheny Ave	Philadelphia	PA	19134	Food Pantry/Cupboard
Kensington Assembly of God	Frankford Avenue	Philadelphia	PA	19134	Food Pantry/Cupboard
Divine Breath Baptist Church	428 E. Erie Ave	Philadelphia	PA	19134	Food Pantry/Cupboard
Free Church of St. John	3089 Emerald St.	Philadelphia	PA	19134	Food Pantry/Cupboard
St Jerome Church	Holme Ave & Stamford St	Philadelphia	PA	19136	Food Pantry/Cupboard
St. Peter's Evangelical Lutheran Church	74th Avenue & Briar Road	Philadelphia	PA	19138	Food Pantry/Cupboard
Christian Church of Divine Truth	6065 E. Wister Street	Philadelphia	PA	19138	Food Pantry/Cupboard
Corinthian Baptist Church	6113 N. 21st St.	Philadelphia	PA	19138	Food Pantry/Cupboard
New Covenant Presbyterian Church	6329 Limekiln Pike	Philadelphia	PA	19138	Food Pantry/Cupboard
St. Luke's Food Cupboard	5421 Germantown Avenue	Philadelphia	PA	19138	Food Pantry/Cupboard
Pathway Evangelical Church	5604 Chew Ave.	Philadelphia	PA	19138	Food Pantry/Cupboard
Grace Community Baptist Church	6628 Limekiln Pike	Philadelphia	PA	19138	Food Pantry/Cupboard
St. Benedict	1940 E. Chelten Ave.	Philadelphia	PA	19138	Food Pantry/Cupboard
Harambe Baptist Church	5648 Chew Ave.	Philadelphia	PA	19138	Food Pantry/Cupboard
Community Blessing Center	26 S. 57th Street	Philadelphia	PA	19139	Food Pantry/Cupboard
Mt. Olive	5501 Locust Street	Philadelphia	PA	19139	Food Pantry/Cupboard
Emmanuel A.M.E. Church	5917 Chestnut Street	Philadelphia	PA	19139	Food Pantry/Cupboard
Zion Hill Baptist Church	5301 Spruce St	Philadelphia	PA	19139	Food Pantry/Cupboard
Holy Temple Community Center	363 N. 60th St	Philadelphia	PA	19139	Food Pantry/Cupboard
Church of the Holy Apostles	260 S. 51st St.	Philadelphia	PA	19139	Food Pantry/Cupboard
Holy Temple of Lord	5116 Market Street	Philadelphia	PA	19139	Food Pantry/Cupboard
West Park Plaza	4600 Fairmount Ave	Philadelphia	PA	19139	Food Pantry/Cupboard
The Salvation Army	5501 Market St.	Philadelphia	PA	19139	Food Pantry/Cupboard
Tabernacle Lutheran Church	5843 Spruce St	Philadelphia	PA	19139	Food Pantry/Cupboard
Reeve Memorial Presbyterian Church	50th & Aspen St.	Philadelphia	PA	19139	Food Pantry/Cupboard
Our Lady of the Rosary Church	345 N. 63rd Street	Philadelphia	PA	19139	Food Pantry/Cupboard
Open Door Mission True Light Church	401 N. 52nd St.	Philadelphia	PA	19139	Food Pantry/Cupboard
Mt. Carmel Baptist Church	5732 Race St.	Philadelphia	PA	19139	Food Pantry/Cupboard
Holy Temple Church Community Center	363 N. 60th Street	Philadelphia	PA	19139	Food Pantry/Cupboard
The Word In Action	1539 W. Courtland Street	Philadelphia	PA	19140	Food Pantry/Cupboard
H.E.R.O. Community Center	3439 N. 17th Street	Philadelphia	PA	19140	Food Pantry/Cupboard
Taylor Memorial Baptist Church	Shepherds Kitchen	Philadelphia	PA	19140	Food Pantry/Cupboard



Nicetown CDC/NAC	4414 Germantown Avenue	Philadelphia	PA	19140	Food Pantry/Cupboard
Worldwide Evangelistic Church	3919 N. 5th Street	Philadelphia	PA	19140	Food Pantry/Cupboard
Zion Community Center	3600 N. Broad Street	Philadelphia	PA	19140	Food Pantry/Cupboard
Our Lady of Hope	1907 W. Tioga Street	Philadelphia	PA	19140	Food Pantry/Cupboard
Bridgeway, Inc	1800 W. Ontario St	Philadelphia	PA	19140	Food Pantry/Cupboard
Casa del Carmen	4400 N. Reese St.	Philadelphia	PA	19140	Food Pantry/Cupboard
Christ Church & St. Ambrose	PO Box 38109	Philadelphia	PA	19140	Food Pantry/Cupboard
Fellowship Tabernacle Church	4541 N. Broad St	Philadelphia	PA	19140	Food Pantry/Cupboard
First Redemption Church	4400 N. Broad St	Philadelphia	PA	19140	Food Pantry/Cupboard
Harold O. Davis Baptist Church	4500 N. 10th Street	Philadelphia	PA	19140	Food Pantry/Cupboard
Hunting Park CDC	3961 N. 9th St.	Philadelphia	PA	19140	Food Pantry/Cupboard
Iglesia Pente, Rosa de Saron	3718 N. Randolph St.	Philadelphia	PA	19140	Food Pantry/Cupboard
Memorial Tabernacle Baptist Church	2249 W. Hunting Park Ave	Philadelphia	PA	19140	Food Pantry/Cupboard
Opportunity Towers	1717 W. Hunting Park Ave	Philadelphia	PA	19140	Food Pantry/Cupboard
Hunting Park	1044C Rising Sun Ave	Philadelphia	PA	19140	Food Pantry/Cupboard
People In Progress	4131 N. Broad St.	Philadelphia	PA	19140	Food Pantry/Cupboard
St. Hugh Catholic Church	145 W. Tioga St.	Philadelphia	PA	19140	Food Pantry/Cupboard
Zion Baptist Church	3601 N. Broad St	Philadelphia	PA	19140	Food Pantry/Cupboard
Bible Believing Church	928 W. Duncannon Ave	Philadelphia	PA	19141	Food Pantry/Cupboard
Champlost Homes	1953 Nedro Avenue	Philadelphia	PA	19141	Food Pantry/Cupboard
Second Macedonia Baptist	1301 W. Ruscomb St	Philadelphia	PA	19141	Food Pantry/Cupboard
Our Lady of Hope	5200 N. Broad St.	Philadelphia	PA	19141	Food Pantry/Cupboard
Holy Rock Miss. Baptist	1980 Church Lane	Philadelphia	PA	19141	Food Pantry/Cupboard
Have Fun! Refund	1900 W. Logan St	Philadelphia	PA	19141	Food Pantry/Cupboard
Page Academy	1524 Champlost Avenue	Philadelphia	PA	19141	Food Pantry/Cupboard
Burning Bush Ministry	6037 Elmwood Avenue	Philadelphia	PA	19142	Food Pantry/Cupboard
Southwest Community Services	6424 Woodland Ave.	Philadelphia	PA	19142	Food Pantry/Cupboard
Catholic Social Services / Our Lady of Lo	6214 Grays Avenue	Philadelphia	PA	19142	Food Pantry/Cupboard
Paradise Emmanuel Church	4704 Woodland Ave.	Philadelphia	PA	19143	Food Pantry/Cupboard
St. Philip Lutheran Church	5210 Wylausing Avenue	Philadelphia	PA	19143	Food Pantry/Cupboard
New Spirit Presbyterian Church	5736 Chester Ave.	Philadelphia	PA	19143	Food Pantry/Cupboard
Allen Food Bank	5902 Addison St.	Philadelphia	PA	19143	Food Pantry/Cupboard
Black Concerned Citizens	5101 Pine St.	Philadelphia	PA	19143	Food Pantry/Cupboard
Concerned Parents Inc.	5407 Woodland Ave	Philadelphia	PA	19143	Food Pantry/Cupboard
Crusaders for Christ	1201 S. 47th St	Philadelphia	PA	19143	Food Pantry/Cupboard
59th Street Baptist Church	315 59th St	Philadelphia	PA	19143	Food Pantry/Cupboard
Bartram Village Tenant	5407 Bartram Drive	Philadelphia	PA	19143	Food Pantry/Cupboard
Mt Zion Baptist Church	5015 Woodland Ave	Philadelphia	PA	19143	Food Pantry/Cupboard



Southwest Community Enrichment Center	1341 S. 46th St.	Philadelphia	PA	19143	Food Pantry/Cupboard
The People’s Baptist Church	5039 Baltimore Ave.	Philadelphia	PA	19143	Food Pantry/Cupboard
Theresa Maxis Center @ Most Blessed Sacra	5628 Chester Ave.	Philadelphia	PA	19143	Food Pantry/Cupboard
R.A.G.S. to Riches CDC	626 S. 60th Street	Philadelphia	PA	19143	Food Pantry/Cupboard
Judah House of Prayer	626 S. 60th Street	Philadelphia	PA	19143	Food Pantry/Cupboard
St. Cyprian Church	525 S. Cobbs Creek Parkway	Philadelphia	PA	19143	Food Pantry/Cupboard
St. Matthew’s First Baptist Church	634 E. Chelten Ave	Philadelphia	PA	19144	Food Pantry/Cupboard
Adoni Baptist Church	221 E. Logan St	Philadelphia	PA	19144	Food Pantry/Cupboard
Polite Temple Baptist Church	38 E. Price Street	Philadelphia	PA	19144	Food Pantry/Cupboard
Wister Townhouse	292 E. Ashmead St	Philadelphia	PA	19144	Food Pantry/Cupboard
Enon Tabernacle Baptist Church	230 W. Coulter St	Philadelphia	PA	19144	Food Pantry/Cupboard
Germantown Settlement	324 E. High St	Philadelphia	PA	19144	Food Pantry/Cupboard
Grace Community Christian Center	29 W. Johnson St	Philadelphia	PA	19144	Food Pantry/Cupboard
Happy Hollow Advisory Council	4800 Wayne Ave	Philadelphia	PA	19144	Food Pantry/Cupboard
Queen Lane Apartments	301 W. Queen Lane	Philadelphia	PA	19144	Food Pantry/Cupboard
St. Stephen’s Memorial Baptist	15 W. Harvey St	Philadelphia	PA	19144	Food Pantry/Cupboard
St. Vincent De Paul Church	109 E. Price St.	Philadelphia	PA	19144	Food Pantry/Cupboard
Faith Chapel Church	108 E. Price St.	Philadelphia	PA	19144	Food Pantry/Cupboard
Wisdom Germantown Settlement	16 E. Wister St.	Philadelphia	PA	19144	Food Pantry/Cupboard
The Peace Factory	218 E. Haines Street	Philadelphia	PA	19144	Food Pantry/Cupboard
Youth Services, Inc	6325 Burbridge St	Philadelphia	PA	19144	Food Pantry/Cupboard
Zion Hill Church of God in Christ	529 E. Washington Lane	Philadelphia	PA	19144	Food Pantry/Cupboard
United Morton Homes Tenant	5842 Osceola Street	Philadelphia	PA	19144	Food Pantry/Cupboard
As the Holy Spirit Leads	1843 S. 22nd St	Philadelphia	PA	19145	Food Pantry/Cupboard
Chester Dionna Habitat for Children	2247 S. 15th Street	Philadelphia	PA	19145	Food Pantry/Cupboard
Tasker Homes	3103 Fernon St	Philadelphia	PA	19145	Food Pantry/Cupboard
Tasker St. Baptist Church	2018 Tasker St	Philadelphia	PA	19145	Food Pantry/Cupboard
Wilson Park	2500 Jackson St	Philadelphia	PA	19145	Food Pantry/Cupboard
Bibleway M.B. Church	1705 Point Breeze Ave.	Philadelphia	PA	19145	Food Pantry/Cupboard
Older Adult	2319 Fitzwater Street	Philadelphia	PA	19146	Food Pantry/Cupboard
Zion Hill Memorial Baptist Church	2702 Ellsworth Street	Philadelphia	PA	19146	Food Pantry/Cupboard
First Pentecostal Church	1503-1507 S. 20th Street	Philadelphia	PA	19146	Food Pantry/Cupboard
New Light Beulah Baptist	1701 Bainbridge St	Philadelphia	PA	19146	Food Pantry/Cupboard
Catholic Social Services / St. Charles Bo	1941 Christian Street	Philadelphia	PA	19146	Food Pantry/Cupboard
Church of the Redeemer Baptist	1440 S. 24th St	Philadelphia	PA	19146	Food Pantry/Cupboard
Ebenezer Church	15th and Christian Sts.	Philadelphia	PA	19146	Food Pantry/Cupboard
Greater Faith Church	1101 S. 27th St	Philadelphia	PA	19146	Food Pantry/Cupboard
John Gloucester House	2147 Manton St	Philadelphia	PA	19146	Food Pantry/Cupboard



Salvation Army / Grays Ferry Corps	3225 Reed St.	Philadelphia	PA	19146	Food Pantry/Cupboard
Tindley Temple U.M. Church	762 S. Broad St.	Philadelphia	PA	19146	Food Pantry/Cupboard
Zion Hill Memorial Baptist	2702 Ellsworth St	Philadelphia	PA	19146	Food Pantry/Cupboard
St. Gabriel Parish	2917 Dickinson St	Philadelphia	PA	19146	Food Pantry/Cupboard
One Day At A Time	425 South Broad St.	Philadelphia	PA	19147	Food Pantry/Cupboard
United Communities-Hawthorne	1100 Catherine St	Philadelphia	PA	19147	Food Pantry/Cupboard
Christ Presbyterian Church	1020 S. 10th Street	Philadelphia	PA	19147	Food Pantry/Cupboard
Southeast Asian Mutual Assoc	1622 S. 7th St	Philadelphia	PA	19148	Food Pantry/Cupboard
St. Paul's Episcopal Church	2611 S. Broad St	Philadelphia	PA	19148	Food Pantry/Cupboard
United Community Houston	2029 S. 8th St	Philadelphia	PA	19148	Food Pantry/Cupboard
Renew In Christ Ministry	1734 South 5th Street	Philadelphia	PA	19148	Food Pantry/Cupboard
Temple Shalom Mitzvah	Large St. & Roosevelt Blvd.	Philadelphia	PA	19149	Food Pantry/Cupboard
Remmanil Church	7710 Ogontz Avenue	Philadelphia	PA	19150	Food Pantry/Cupboard
Phila Deliverance Taber. Church	7501 Ogontz Ave	Philadelphia	PA	19150	Food Pantry/Cupboard
St. Rose of Lima Church	1535 N. 59th Street	Philadelphia	PA	19151	Food Pantry/Cupboard
Asian American Community Center	6218 Woodbine Ave	Philadelphia	PA	19151	Food Pantry/Cupboard
Calvin Presbyterian Church	1401 N. 60th St.	Philadelphia	PA	19151	Food Pantry/Cupboard
Children of the Light Mission	734 North 63rd St.	Philadelphia	PA	19151	Food Pantry/Cupboard
St. Barnabas Mission	6400 Haverford Ave.	Philadelphia	PA	19151	Food Pantry/Cupboard
Good Samaritan Baptist Church	6148 Lansdowne Ave.	Philadelphia	PA	19151	Food Pantry/Cupboard
New World Association	2218 Glendale Ave	Philadelphia	PA	19152	Food Pantry/Cupboard
Eastwick United Methodist Church	8321 Lindbergh Blvd.	Philadelphia	PA	19153	Food Pantry/Cupboard
Holy Redeemer	12265 Townsend Rd	Philadelphia	PA	19154	Food Pantry/Cupboard



Hospitals - Chester County					
Name	Address	City	State	Zip	Type
Brandywine Hospital	201 Reeseville Road	Coatesville	PA	19320	Hospital
Chester County Hospital	701 East Marshall St	West Chester	PA	19380	Hospital
Coatesville VA Medical Center	1400 Black Horse Hill Road	Coatesville	PA	19320	Hospital
Jennersville Regional Hospital	1015 West Baltimore Pike	West Grove	PA	19390	Hospital
Main Line Hospital Paoli	255 West Lancaster Avenue	Paoli	PA	19301	Hospital
Phoenixville Hospital	140 Nutt Road	Phoenixville	PA	19460	Hospital
Health Assets - Chester County					
Name	Address	City	State	Zip Code	Type
Child Guidance Resource Center	744 E. Lincoln Highway	Coatesville	PA	19320	Mental Health/Substance Abuse Service
ChesPenn Coatesville	744 E. Lincoln Highway	Coatesville	PA	19320	Community Health Center
Project SALUD	731 West Cypress Street	Kennett Square	PA	19348	Community Health Center
Community Volunteers in Medicine	300 Lawrence Dr.	West Chester	PA	19380	Community Health Center
St. Agnes Nursing Center	233 West Gay Street	West Chester	PA	19380	Community Health Center
Option Care of Chester County	400 New Kent Drive	West Chester	PA	19380	Community Health Center
The Clinic	143 Church Street	Phoenixville	PA	19460	Community Health Center
Chester County Health Department	601 Westtown Road	West Chester	PA	19382	Health Department
Chester County Community Dental Center	744 E. Lincoln Highway	Coatesville	PA	19320	Dental Care
The Children's Dental Clinic	801 Conestoga Road	Berwyn	PA	19312	Dental Care
Advanced Treatment Systems	1825 East Lincoln Highway	Coatesville	PA	19320	Mental Health/Substance Abuse Service
Bowling Green	1375 Newark Road	Kennett Square	PA	19348	Mental Health/Substance Abuse Service
Center for Addictive Diseases	479 Thomas Jones Way	Exton	PA	19341	Mental Health/Substance Abuse Service
Chester Counseling Center	701 South Main St	Phoenixville	PA	19460	Mental Health/Substance Abuse Service
Chester County Department of Drug Alcohol Services	601 Westtown Road	West Chester	PA	19382	Mental Health/Substance Abuse Service
Child Guidance Resource Center	744 E. Lincoln Highway	Coatesville	PA	19320	Mental Health/Substance Abuse Service
Community Services of Devereux	1041 West Bridge Street	Phoenixville	PA	19460	Mental Health/Substance Abuse Service
Fellowship Health Resources	723 Wheatland Street	Phoenixville	PA	19460	Mental Health/Substance Abuse Service
Gaudenzia Coatesville	31 S. 10th Avenue	Coatesville	PA	19320	Mental Health/Substance Abuse Service
Gaudenzia West Chester	110 Westtown Rd	West Chester	PA	19380	Mental Health/Substance Abuse Service
Holcomb Behavioral Health Systems	469 Creamery Way	Exton	PA	19341	Mental Health/Substance Abuse Service
Holcomb Behavioral Health Systems	835 Springdale Dr.	Exton	PA	19341	Mental Health/Substance Abuse Service
Holcomb Behavioral Health Systems	224 Hall Street	Phoenixville	PA	19460	Mental Health/Substance Abuse Service
Holcomb Behavioral Health Systems	920 E. Baltimore Pike	Kennett Square	PA	19348	Mental Health/Substance Abuse Service
Malvern Institute	940 King Road	Malvern	PA	19355	Mental Health/Substance Abuse Service
Planned Parenthood Coatesville	1001 East Lincoln Highway	Coatesville	PA	19320	Planned Parenthood
Planned Parenthood West Chester	8 S. Wayne St	West Chester	PA	19382	Planned Parenthood



Pioneer Urgent Care	1572 Wilmington Pike	West Chester	PA	19382	Urgent Care Center
CVS Minute Clinic	105 E. Uwchlan Avenue	Exton	PA	19341	Urgent Care Center
CVS Minute Clinic	1776 E. Lancaster Avenue	Paoli	PA	19301	Urgent Care Center
CVS Minute Clinic	3015 E. Lincoln Hwy	Thorndale	PA	19372	Urgent Care Center
CVS Minute Clinic	760 Miles Road	West Chester	PA	19380	Urgent Care Center
CVS Minute Clinic	870 E. Baltimore Pike	Kennett Square	PA	19348	Urgent Care Center
Premier Immediate Medical Care	278 Eagleville Boulevard	Exton	PA	19341	Urgent Care Center
Doctor's Express Urgent Care	150 E. Pennsylvania Avenue	Downingtown	PA	19335	Urgent Care Center
Carestat Urgent Care Center	1305 W. Chester Pike	Havertown	PA	19083	Urgent Care Center
Urgent Care	127 W. Chester Pike	Swarthmore	PA	19083	Urgent Care Center
Chester County Women's Services Center	1028 E. Lincoln Hwy.	Coatesville	PA	19320	Women's Health Center
Chester County Women's Services Center	27 South Church St.	West Chester	PA	19382	Women's Health Center
Maternal and Child Health Consortium	637 Millers Hill	Kennett Square	PA	19348	Women's Health Center
<b>Social Assets - Chester County</b>					
<b>Name</b>	<b>Address</b>	<b>City</b>	<b>State</b>	<b>Zip Code</b>	<b>Type</b>
Life Transforming Ministries	643 East Lincoln Highway	Coatesville	PA	19320	Education/Employment Center
Opportunities Industrialization Center	790 East Market St	West Chester	PA	19382	Education/Employment Center
PA CareerLink	250 East Harmony St	Coatesville	PA	19320	Education/Employment Center
The Employment, Advancement, Retention Network Center	400 East Lincoln Highway	Coatesville	PA	19320	Education/Employment Center
The H.O.O.D Youth One-Stop	530 East Union St	West Chester	PA	19382	Education/Employment Center
Wings for Success	490 Lancaster Ave	Frazer	PA	19355	Education/Employment Center
Building Bridges Program (Human Services, Inc.)	330 W. Market Street	West Chester	PA	19380	Homeless/Emergency Shelter
City Gate Shelter	17 North Seventh Avenue	Coatesville	PA	19320	Homeless/Emergency Shelter
CYWA Shelter	423 E. Lincoln Highway	Coatesville	PA	19320	Homeless/Emergency Shelter
Domestic Violence Shelter	6 Pine Street	West Chester	PA	19381	Homeless/Emergency Shelter
Friends Association for the Care and Protection of Children	206 North Church Street	West Chester	PA	19380	Homeless/Emergency Shelter
Good Samaritan Shelter	141 High Street	PHOENIXVILLE	PA	19460	Homeless/Emergency Shelter
His Mission	342 East Birch Street	Kennett Square	PA	19348	Homeless/Emergency Shelter
Safe Harbor	20 North Matlack Street	West Chester	PA	19380	Homeless/Emergency Shelter
Salvation Army	101 East Market Street	West Chester	PA	19381	Homeless/Emergency Shelter
St. Agnes Day Room	233 West Gay Street	West Chester	PA	19380	Homeless/Emergency Shelter
St. Mary's Franciscan Shelter	209 Emmett Street	Phoenixville	PA	19460	Homeless/Emergency Shelter
Valley Forge REACT	527 Berwyn Baptist Road	Berwyn	PA	19312	Homeless/Emergency Shelter
W.C. Atkinson Men's Shelter	810 East Diamond Street	Coatesville	PA	19320	Homeless/Emergency Shelter
Salvation Army	669 E Lincoln Hwy	Coatesville	PA	19320	Social Services
Salvation Army Family Store	250 E Market St	West Chester	PA	19382	Social Services
Salvation Army Railton House	101 E Market St	West Chester	PA	19382	Social Services
Coatesville Area Senior Center	22 North 5th Ave	Coatesville	PA	19320	Senior Services



Dowington Area Senior Center, Inc.	983 East Lancaster Avenue	Downingtown	PA	19335	Senior Services
Kennet Area Senior Center	427 South Walnut St	Kennett Square	PA	19348	Senior Services
Oxford Senior Center	12 East Locust St	Oxford	PA	19363	Senior Services
Phoenixville Senior Adult Activity Center	153 Church St	Phoenixville	PA	19460	Senior Services
West Chester Area Senior Center	530 East Union St	West Chester	PA	19382	Senior Services
Chester County Government Services Center	601 Westtown Road	West Chester	PA	19380	Social Services
Catholic Social Services	105 Prospect Ave	West Grove	PA	19390	Social Services
Human Services, Inc	330 West Market St	Oxford	PA	19382	Social Services
La Comunidad Hispana	731 West Cypress St	Kennett Square	PA	19348	Social Services
La Comunidad Hispana	1001 E. Lincoln Highway	Coatesville	PA	19320	Social Services
Oxford Area Neighborhood Services	35 North Third St	Oxford	PA	19636	Social Services
Phoenixville Area Community Services	257 Church St	Phoenixville	PA	19460	Social Services
WIC Office - Coatesville	1001 E Lincoln Highway	Coatesville	PA	19320	WIC
WIC Office - Toughkenamon	1120 Newark Rd	Toughkenamon	PA	19374	WIC
WIC Satellite Clinic - Spring City	145 Chestnut Street	Spring City	PA	19475	WIC
WIC Satellite Office - Oxford	6 Pine Street	Oxford	PA	19363	WIC
WIC Satellite Office - Phoenixville	145 South Main Street	Phoenixville	PA	19460	WIC
Brandywine YMCA	295 Hurley Rd	Coatesville	PA	19320	YMCA/YWCA
Jennersville YMCA	880 W. Baltimore Pike	West Grove	PA	19390	YMCA/YWCA
Kennett YMCA	101 Race Street	Kennett Square	PA	19348	YMCA/YWCA
Octorara Program Center	104 Highland Road	Atglen	PA	19310	YMCA/YWCA
Oscar Lasko Youth Program Center	1 East Chestnut Street	West Chester	PA	19380	YMCA/YWCA
West Chester YMCA	605 Airport Road	West Chester	PA	19380	YMCA/YWCA
Human Services, Inc	744 E. Lincoln Highway	Coatesville	PA	19320	Social Services
Kennett Square Family Center	637 Millers Hill	Kennett Square	PA	19348	Social Services
<b>Food Assets - Chester County</b>					
<b>Name</b>	<b>Address</b>	<b>City</b>	<b>State</b>	<b>Zip Code</b>	<b>Type</b>
Hidden Acres Farm Market	956 Fallowfield Rd	Atglen	PA	19310	Farmers Market/Produce Stand
Glen Willow Orchards	1657 Glen Willow Road	Avondale	PA	19311	Farmers Market/Produce Stand
New Garden Growers Market	8943 Gap Newport Pike	Avondale	PA	19311	Farmers Market/Produce Stand
Siw Vegetables	4317 South Creek Road	Chadds Ford	PA	19317	Farmers Market/Produce Stand
Anselma Farmers & Artisans Market	1730 Conestoga Rd.	Chester Springs	PA	19425	Farmers Market/Produce Stand
Clover Mill Farm	1439 Clover Mill Road	Chester Springs	PA	19425	Farmers Market/Produce Stand
Milky Way Farm	521 Uwchlan Avenue	Chester Springs	PA	19425	Farmers Market/Produce Stand
Hurricane Hill Farm	704 East Reeceville Road	Coatesville	PA	19320	Farmers Market/Produce Stand
Vollmecke Orchards FS	155 Cedar Knoll Road	Coatesville	PA	19520	Farmers Market/Produce Stand
King's Potato Farm	302 Daleville Road	Cochranville	PA	19330	Farmers Market/Produce Stand
Devon Whole Food Village	821 West Lancaster Ave	Devon	PA	19087	Farmers Market/Produce Stand



Duncans Farm	966 North Valley Forge Road	Devon	PA	19333	Farmers Market/Produce Stand
East Goshen Farmers Market	1161 PAOLI PIKE	East Goshen	PA	19380	Farmers Market/Produce Stand
Elverson Farmers Market	83 West Main Street	Elverson	PA	19520	Farmers Market/Produce Stand
Hopewell Furnace Farm Market	2 Mark Bird Lane	Elverson	PA	19520	Farmers Market/Produce Stand
Ludwigs Corner Hardware	1230 Pottstown Pike	Glenmoore	PA	19343	Farmers Market/Produce Stand
Alpaca Orchards	262 Lippitt Rd	Honey Brook	PA	19344	Farmers Market/Produce Stand
Brandywine Produce	180 Beaver Dam Road	Honey Brook	PA	19344	Farmers Market/Produce Stand
King's Herb Nook	1060 Compass Road	Honey Brook	PA	19344	Farmers Market/Produce Stand
Barnard's Orchard and Greenhouses	1079 Wawaset Road	Kennett Square	PA	19348	Farmers Market/Produce Stand
Kennett Farmers Market	N. Union St & W. State St	Kennett Square	PA	19348	Farmers Market/Produce Stand
Kennett Farms	326 East Hillendale Road	Kennett Square	PA	19348	Farmers Market/Produce Stand
New Garden FS	290 Thompson Rd	Kennett Square	PA	19348	Farmers Market/Produce Stand
School House Crossing	219 Onix Drive	Kennett Square	PA	19348	Farmers Market/Produce Stand
Cool Breeze Gourmet Greens	1001 Wickerton Rd	Landenberg	PA	19350	Farmers Market/Produce Stand
Schmidts Tree Farm	1741 Flint Hill Road	Landenberg	PA	19350	Farmers Market/Produce Stand
Briar Hollow	476 Little Elk Creek Road	Lincoln University	PA	19352	Farmers Market/Produce Stand
Stoltzfus Israel	204 Crowl Toot Rd	Lincoln University	PA	19352	Farmers Market/Produce Stand
Great Valley Farmers Market	Great Valley Corporate Center	Malvern	PA	19355	Farmers Market/Produce Stand
Family Produce	215 S. 3rd St	Oxford	PA	19363	Farmers Market/Produce Stand
Oxford Farm Market #1 & #2	193 Limestone Road	Oxford	PA	19363	Farmers Market/Produce Stand
Oxford Village Farm Market	Third St & Locust St.	Oxford	PA	19363	Farmers Market/Produce Stand
Hershey's Farm Market	959 South Octorara Trail	Parkesburg	PA	19365	Farmers Market/Produce Stand
King's Sweet Corn & Produce	2858 Lower Valley Road	Parkesburg	PA	19365	Farmers Market/Produce Stand
Parkesburg Farm Market	315 First Avenue	Parkesburg	PA	19365	Farmers Market/Produce Stand
Phoenixville Farmers Market	Corner Of Bridge & Taylor Alley	Phoenixville	PA	19460	Farmers Market/Produce Stand
Yeagers Farm & Market Inc	1015 Pike Springs Road	Phoenixville	PA	19460	Farmers Market/Produce Stand
Kolb's Farm Store	151 Kolb Road	Spring City	PA	19475	Farmers Market/Produce Stand
Highland Orchards	1000 Marshalton-Thorndale Road	West Chester	PA	19380	Farmers Market/Produce Stand
Pete's Produce Farm	1225 East Street Road	West Chester	PA	19382	Farmers Market/Produce Stand
Queens Farm	2069 W Street Rd	West Chester	PA	19382	Farmers Market/Produce Stand
West Chester FM	Church & Chestnut	West Chester	PA	19382	Farmers Market/Produce Stand
West Grove Farmers Market	Harmony Road	West Grove	PA	19390	Farmers Market/Produce Stand
Mission Santa Maria	9016 Gap Newport Pike	Avondale	PA	19311	Food Pantry
Trinity Presbyterian Food Bank	640 Berwyn Ave.	Berwyn	PA	19312	Food Pantry
Coatesville Community Food Co-op	800 South First Ave.	Coatesville	PA	19320	Food Pantry
Holy Tabernacle Church of God in Christ	533 Coates St.	Coatesville	PA	19320	Food Pantry
Jubilee Evangelistic Ministries	920 E. Lincoln Highway	Coatesville	PA	19320	Food Pantry





Salvation Army	669 East Lincoln Hwy	Coatesville	PA	19320	Food Pantry
Great Valley Food Cupboard	945 North Valley Forge Road	Devon	PA	19333	Food Pantry
LordÆs Pantry of Downingtown	141 E Lancaster Ave	Downingtown	PA	19335	Food Pantry
PeopleÆs Pantry at Church Road	400 Lancaster Ave.	Frazer	PA	19355	Food Pantry
Salvation Army Service Unit	570 Fairview Rd	Glenmoore	PA	19343	Food Pantry
The Blessing House	197 Leary Rd.	Honeybrook	PA	19344	Food Pantry
Kennett Area Community Services	136 W Cedar St	Kennett Square	PA	19348	Food Pantry
Pathstone	421 McFarland Rd.	Kennett Square	PA	19348	Food Pantry
Oxford Church of God	198 Barnsley Rd.	Oxford	PA	19363	Food Pantry
Oxford Neighborhood Services	35 N 3rd St	Oxford	PA	19363	Food Pantry
Church of the Good Samaritan	212 W Lancaster Ave	Paoli	PA	19301	Food Pantry
Paoli Presbyterian Church	225 S. Valley Rd.	Paoli	PA	19301	Food Pantry
Parkesburg Mobile Food Pantry	10 Cemetery Rd	Parkesburg	PA	19365	Food Pantry
Baptist Church of Phoenixville	248 Church St	Phoenixville	PA	19460	Food Pantry
Phoenixville Area Community Services	257 Church St	Phoenixville	PA	19460	Food Pantry
St. PeterÆs Episcopal Church	121 Church St	Phoenixville	PA	19460	Food Pantry
Project Outreach Food Pantry	145 Chestnut St	Spring City	PA	19475	Food Pantry
Salvation Army	101 E Market St	West Chester	PA	19382	Food Pantry
St. Agnes Day Room	233 E Gay St	West Chester	PA	19380	Food Pantry
West Chester Food Cupboard	545 E Gay St	West Chester	PA	19380	Food Pantry
Catholic Social Services	105 Prospect Ave	West Grove	PA	19390	Food Pantry
The Bridge Food Pantry and Clothes Closet	240 State Road	West Grove	PA	19390	Food Pantry
West Grove United Methodist Church	300 N. Guernsey Road	West Grove	PA	19390	Food Pantry



Nursing Home	Organization Type*	#Licensed Beds**	# Set Up & Staffed Beds	#Medicare Certified Beds	#Medicaid Certified Beds	Percent Beds Occupied
<b>Bucks County</b>						
ATTLEBORO NURSING & REHAB CENTER	25	179	179	179	179	97.2
BELLE HAVEN	24	59	57	59	59	79.5
BRIARLEAF NURSING & CONVALESCENT CTR IN	25	178	178	178	178	98.3
BUCKINGHAM VALLEY REHAB & NURSING CENTE	25	130	130	130	130	96.0
CHANDLER HALL HEALTH SERVICES	21	53	53	53	53	97.2
CHRISTS HOME RETIREMENT CENTER	21	24	24	24	24	93.2
CRESTVIEW CENTER	25	180	179	180	180	96.1
FOX SUBACUTE CENTER	25	60	60	60	60	90.0
GOLDEN LIVING CENTER DOYLESTOWN	25	120	120	120	120	93.9
GREENLEAF NURSING & CONVALESCENT CENTER	25	130	130	130	130	96.2
HERITAGE TOWERS	21	60	60	60	60	96.8
LANGHORNE GARDENS REHAB & NURSING CTR	25	120	120	120	120	93.9
LIFEQUEST NURSING CENTER	21	140	140	140	140	93.5
LUTHERAN COMMUNITY AT TELFORD	21	75	75	75	75	96.0
MAJESTIC OAKS	24	180	180	180	180	96.1
MANORCARE HEALTH SERVICES YARDLEY	25	150	150	150	150	91.6
MASONIC VILLAGE AT WARMINSTER	22	28	28	28	28	97.8
NESHAMINY MANOR HOME	12	360	360	360	360	98.2
PENNSWOOD VILLAGE	21	53	53	53	53	96.9
PHOEBE RICHLAND HEALTH CARE CENTER	21	143	120	143	143	96.3
PICKERING MANOR HOME	21	47	47	47	47	95.8
PINE RUN HEALTH CENTER	21	127	74	127	127	88.6
QUAKERTOWN CENTER	25	138	138	138	138	94.6
RENAISSANCE GARDENS AT ANNS CHOICE	21	66	66	66	0	86.7
RICHBORO REHAB & NURSING CENTER	25	82	82	82	82	93.8
ROCKHILL MENNONITE COMMUNITY	20	90	90	90	90	96.1
SILVER LAKE CENTER	21	174	174	174	174	94.0
STATESMAN HEALTH & REHABILITATION CTR	25	101	101	101	101	95.6
TWINING HALL	21	82	82	82	0	87.5
VALLEY MANOR NURSING & REHAB CENTER	25	180	180	180	180	97.5



WILLOWBROOKE COURT AT SOUTHAMPTON ESTAT	22	120	120	120	0	87.7
WOOD RIVER VILLAGE NURSING CENTER	25	17	17	17	0	87.3
<b>COUNTY TOTAL</b>	-	3,646	3,567	3,646	3,308	94.7
<b>Chester County</b>						
BARCLAY FRIENDS	21	99	99	99	99	92.2
BRANDYWINE HALL	25	180	180	180	180	95.0
CHATHAM ACRES	25	121	121	121	121	72.8
CHESTER VALLEY REHAB & NURSING CENTER	25	184	184	184	184	92.2
COVENTRY MANOR NURSING HOME	24	41	41	41	41	95.5
CROSSLANDS	21	64	64	64	0	82.1
DEVON MANOR	25	131	131	131	0	77.5
GENESIS HEALTHCARE AT SPRING MILL	25	22	22	22	0	93.8
GOLDEN LIVING CENTER PHOENIXVILLE	25	138	138	138	138	94.1
HICKORY HOUSE NURSING HOME	24	110	110	110	110	90.5
INN AT FREEDOM VILLAGE	25	60	51	60	0	89.4
KENDAL AT LONGWOOD	21	49	49	49	0	93.2
LINDEN HALL	21	20	20	0	0	85.0
MANATAWNY MANOR	21	133	133	133	133	95.7
OXFORD HEALTH CENTER	21	137	137	137	137	96.7
PARK LANE AT BELLINGHAM INC	25	64	64	64	0	90.4
PEMBROOKE HEALTH & REHAB RESIDENCE	21	180	180	180	180	94.9
POCOPSON HOME	12	275	275	275	275	98.8
PRESTON RESIDENCE	21	38	38	38	0	82.0
SAINT MARTHA MANOR	21	120	120	120	120	98.7
SOUTHEASTERN PENNSYLVANIA VETERANS CTR	11	192	192	0	192	97.0
TEL HAI RETIREMENT COMMUNITY	21	139	139	139	139	96.6
WELLINGTON TERRACE	25	40	40	40	0	95.5
<b>COUNTY TOTAL</b>	-	2,537	2,528	2,325	2,049	92.6
<b>Delaware County</b>						
BELVEDERE CENTER GENESIS HEALTHCARE	25	150	150	150	150	73.4
BRINTON MANOR	25	92	92	92	92	95.5



BROOMALL MANOR	25	123	123	123	123	80.7
BROOMALL PRESBYTERIAN VILLAGE	21	146	146	146	146	92.5
BROOMALL REHABILITATION & NURSING CENTE	25	298	298	117	298	93.0
BRYN MAWR EXTENDED CARE CENTER	25	160	36	160	160	42.4
BRYN MAWR TERRACE	21	170	110	170	0	81.3
CONNER-WILLIAMS NURSING HOME	25	50	50	44	50	84.8
FAIR ACRES GERIATRIC CENTER	12	908	908	908	908	98.0
HARLEE MANOR NURSING & REHAB CENTER	25	100	100	100	0	77.9
HEALTH CARE CTR AT WHITE HORSE VILLAGE	21	59	59	59	0	86.1
LITTLE FLOWER MANOR	21	127	127	127	127	84.6
MANORCARE HEALTH SERVICES MERCY FITZGRL	24	120	120	120	120	94.8
MANORCARE HEALTH SERVICES YEADON	25	198	198	198	198	95.2
MEADOWS AT MARTINS RUN	21	60	60	60	60	93.1
MONTICELLO HOUSE	21	86	86	86	0	96.7
NAAMANS CREEK COUNTRY MANOR	22	90	90	90	90	99.4
PROSPECT PARK HEALTH & REHAB RESIDENCE	21	180	180	180	180	89.1
QUADRANGLE	25	78	78	78	0	88.2
RENAISSANCE GARDENS AT MARIS GROVE	21	66	66	66	0	60.5
RIDDLE MEMORIAL HOSPITAL-BASED SNF	21	23	23	23	0	72.5
ST FRANCIS COUNTRY HOUSE	21	273	273	273	273	95.4
STERLING HEALTH CARE & REHAB CENTER	25	164	164	164	164	98.7
WALLINGFORD NURSING & REHABILITATION CT	25	207	207	207	207	90.4
WAYNE CENTER	25	112	112	112	112	92.1
WESTGATE HILLS REHAB & NURSING CENTER	23	110	110	110	110	91.8
WILLIAM HOOD DUNWOODY CARE CENTER	21	81	81	81	0	90.6
WILLOWBROOKE COURT AT GRANITE FARMS EST	21	82	82	82	0	91.0
WILLOWBROOKE COURT AT LIMA ESTATES	21	60	60	60	0	95.7
<b>COUNTY TOTAL</b>	-	4,373	4,187	4,186	3,568	91.3
<b>Montgomery County</b>						
AMBLER EXTENDED CARE CENTER	25	100	100	100	100	97.2
ANDORRA WOODS HEALTHCARE CENTER	25	244	236	244	244	85.7
ARISTACARE AT MEADOW SPRINGS	25	153	150	153	153	94.4



ARTMAN LUTHERAN HOME	21	61	61	61	61	95.8
BEAUMONT AT BRYN MAWR	21	46	46	46	0	93.1
BROOKSIDE HEALTHCARE & REHAB CENTER	25	120	120	120	120	93.4
CHESTNUT HILL LODGE HEALTH & REHAB CTR	25	200	200	200	200	80.0
DOCK TERRACE	21	72	72	72	72	97.2
DRESHER HILL HEALTH & REHABILITATION CT	25	118	118	118	118	94.2
EDGEHILL NURSING & REHABILITATION CENTE	21	60	60	60	60	97.6
ELKINS CREST HEALTH & REHAB CENTER	25	150	150	150	150	96.9
ELM TERRACE GARDENS	21	72	72	72	72	99.7
FAIRVIEW CARE CENTER OF PAPERMILL ROAD	25	129	129	129	129	96.6
FOULKEWAYS AT GWYNEDD	21	50	44	50	0	86.4
FOX SUBACUTE AT CLARA BURKE	25	60	60	60	60	94.0
FREDERICK LIVING - CEDARWOOD	21	61	61	61	61	96.0
GARDEN SPRING CENTER	25	173	173	173	173	96.8
GOLDEN LIVING CENTER LANSDALE	25	126	126	126	126	90.7
GOLDEN LIVING CENTER ROSEMONT	25	76	76	76	76	92.0
GWYNEDD SQUARE CTR FOR NSG & CONV CARE	24	181	181	181	181	93.8
HARSTON HALL	25	120	120	120	120	93.4
HEALTH CENTER AT THE HILL AT WHITEMARSH	21	60	60	60	0	80.8
HILLCREST CENTER	25	180	180	180	180	95.3
HOLY REDEEMER HOSPITAL TRANS CARE UNIT	21	21	21	21	21	81.4
HOPKINS CENTER	24	106	106	106	106	94.5
IVY HILL REHABILITATION & NURSING CENTE	25	145	145	145	145	94.3
LANKENAU HOSPITAL TRANSITIONAL CARE CTR	21	22	22	22	0	89.4
LUTHER WOODS CONVALESCENT CENTER	24	140	140	140	140	81.0
MADLYN & LEONARD ABRAMSON CENTER	22	324	324	324	324	97.8
MANORCARE HEALTH SERVICES HUNTINGDON VA	25	130	130	130	130	85.3
MANORCARE HEALTH SERVICES KING OF PRUSS	25	150	150	150	150	90.7
MANORCARE HEALTH SERVICES LANSDALE	25	170	170	170	170	92.4
MANORCARE HEALTH SERVICES POTTSTOWN	25	165	159	165	165	91.9
MASONIC VILLAGE AT LAFAYETTE HILL	21	60	60	60	60	97.4
MEADOWOOD	21	59	59	59	0	95.7
MEADOWS AT SHANNONDELL	25	60	60	60	0	98.6



PARKHOUSE PROVIDENCE POINTE	12	467	467	249	467	97.4
PENNSBURG MANOR	25	120	120	120	120	94.1
PETER BECKER COMMUNITY	25	72	72	72	72	88.2
PHOEBE WYNCOTE	21	58	58	58	58	91.0
POTTSTOWN MEM MED CTR TRANS CARE UNIT	25	8	8	8	0	77.7
REGINA COMMUNITY NURSING CENTER	21	121	121	121	121	95.7
RITTENHOUSE PINE CENTER	25	120	120	120	120	92.5
RYDAL PARK OF PHILADELPHIA PRESBY HOMES	21	114	114	114	114	92.0
SAINT JOSEPH VILLA	20	106	106	106	106	92.3
SAINT MARY MANOR	20	120	120	120	120	96.5
SANATOGA CENTER	25	130	130	130	130	94.0
SAUNDERS HOUSE	21	180	180	180	180	93.6
SILVER STREAM CENTER	25	120	120	120	120	95.1
SOUDERTON MENNONITE HOMES	21	61	61	61	61	98.7
ST JOSEPHS MANOR	21	296	296	296	296	97.1
SUBURBAN WOODS HEALTH & REHAB CENTER	25	120	120	120	120	92.0
TOWNE MANOR EAST	21	120	120	120	120	96.6
TOWNE MANOR WEST	21	119	119	119	119	96.8
WAVERLY HEIGHTS LTD	21	60	44	60	0	92.7
WILLOW RIDGE CENTER	25	109	109	109	109	81.1
WILLOWBROOKE COURT AT BRITTANY POINTE	21	92	92	92	92	29.6
WILLOWBROOKE COURT AT FT WASHINGTON EST	21	40	40	40	0	96.0
WILLOWBROOKE COURT AT NORMANDY FARMS	21	73	73	73	0	96.8
WILLOWBROOKE COURT AT SPRING HOUSE ESTS	21	96	96	96	0	92.2
WYNDMOOR HILLS HEALTH CARE & REHAB CTR	25	77	77	77	0	55.7
<b>COUNTY TOTAL</b>	-	7,163	7,124	6,945	6,512	92.0
<b>Philadelphia County</b>						
ANGELA JANE PAVILION	25	49	49	49	0	65.5
BALA NURSING & RETIREMENT CENTER	24	180	180	180	180	98.9
CARE PAVILION NURSING & REHAB CENTER	24	396	396	396	396	96.4
CARING HEART REHAB & NURSING CENTER	21	249	210	249	249	96.1
CATHEDRAL VILLAGE	21	148	148	148	148	87.5



CENTENNIAL HEALTHCARE & REHAB CENTER	25	180	180	180	180	96.3
CHAPEL MANOR	25	240	238	240	240	97.2
CHELTENHAM NURSING & REHABILITATION CTR	21	255	255	60	255	92.8
CHELTENHAM YORK ROAD NURSING & REHAB CT	24	240	240	240	240	99.0
CLIVEDEN NURSING & REHABILITATION CENTE	24	180	180	180	180	95.9
DEER MEADOWS RETIREMENT COMMUNITY	21	206	206	206	206	67.5
DELAWARE VALLEY VETERANS HOME	11	130	130	0	130	99.8
EVANGELICAL MANOR	21	120	120	120	120	91.7
FAIRVIEW CARE CENTER OF BETHLEHEM PIKE	25	176	176	176	176	94.8
GERMANTOWN HOME	21	180	180	180	180	97.1
GLENDALE UPTOWN HOME	24	240	240	240	240	92.7
GOLDEN LIVING CENTER STENTON	25	94	94	94	94	92.7
HOLY FAMILY HOME	21	45	45	45	45	96.1
IMMACULATE MARY HOME	20	296	296	296	296	97.7
INGLIS HOUSE	20	297	297	297	297	98.9
KEARSLEY REHABILITATION & NURSING CENTE	24	84	84	84	84	98.8
LAFAYETTE REDEEMER	21	120	120	120	120	94.9
LIBERTY COURT-GENESIS HEALTHCARE	25	150	150	150	150	87.4
MAPLEWOOD NURSING & REHABILITATION CTR	24	180	180	180	180	97.3
MARWOOD REST HOME INC	25	87	87	87	87	97.1
OAKWOOD HEALTHCARE & REHAB CENTER	22	148	148	148	148	88.9
PARK PLEASANT HEALTH CARE FACILITY	25	123	123	123	123	96.6
PAULS RUN	21	120	120	120	120	91.5
PENN CENTER FOR REHABILITATION & CARE	22	124	124	124	124	90.7
PENNSYLVANIA HOSPITAL SKILLED CARE CTR	21	21	21	21	0	72.0
PENNYPACK CENTER	25	54	54	54	54	88.8
PHILADELPHIA NURSING HOME	21	451	451	96	451	95.0
PHILADELPHIA PROTESTANT HOME	21	126	126	126	126	97.1
PRESBYTERIAN CENTER FOR CONTINUING CARE	21	26	19	26	0	87.0
RIVERS EDGE NURSING & REHAB CENTER	24	120	120	69	120	91.8
SACRED HEART FREE HOME	21	37	30	0	0	58.9
SIMPSON HOUSE INC	21	154	154	154	154	94.4
SOMERTON CENTER	25	241	241	241	241	90.9



SPRINGS AT THE WATERMARK	25	109	109	109	109	93.3
ST IGNATIUS NURSING HOME	21	176	176	176	176	88.2
ST JOHN NEUMANN NURSING HOME	21	226	226	226	226	97.8
ST MONICA MANOR	21	180	180	180	180	97.9
TRANSITIONAL CARE UNIT AT NAZARETH HOSP	21	28	28	28	0	74.1
TUCKER HOUSE NURSING & REHAB CENTER	25	180	180	180	180	98.3
WESLEY ENHANCED LIVING AT STAPELEY	21	120	120	120	120	94.7
WILLOW TERRACE	24	180	180	180	180	93.3
WILLOWCREST	25	138	138	138	138	51.7
<b>COUNTY TOTAL</b>	-	7,604	7,549	6,836	7,443	92.9
<small>Source: Pennsylvania Department of Health 2011 Nursing Home Reports, available online at <a href="http://www.portal.state.pa.us/portal/server.pt?open=514&amp;objID=596753&amp;mode=2">http://www.portal.state.pa.us/portal/server.pt?open=514&amp;objID=596753&amp;mode=2</a> / Prepared by PHMC  *Organization Type: Type of organization legally responsible for the operation of the facility. 11=State 12=County 14=City/County 22=Nonprofit, Other 23=Profit, Individual Investor, 24=Profit, Partnership, 25=Profit, Corporation, 20=Church Owned/Operated, 21=Nonprofit Corporation.** Bed Data as of 12/31/11</small>						





CHOP Care Sites	Address	City	State	Zip	Type	County
Bucks County	500 West Butler Ave	Chalfont	PA	18914	Specialty Care Center	Bucks
Bucks County	500 West Butler Ave	Chalfont	PA	18914	Surgery Center	Bucks
HighPoint	1700 Horizon Dr.	Chalfont	PA	18914	Primary Care Practice	Bucks
CHOP Newborn Care Doylestown Hospital	595 West State St	Doylestown	PA	18901	Community Inpatient Programs	Bucks
Central Bucks	708 Shady Retreat Rd.	Doylestown	PA	18901	Primary Care Practice	Bucks
Newtown Pavillion	6 Penns Trail	Newtown	PA	18940	Primary Care Practice	Bucks
Indian Valley Skyview Medical Center	3456 Bethlehem Pike	Soudertown	PA	18964	Primary Care Practice	Bucks
Coatesville	495 Highlands Blvd.	Coatesville	PA	19320	Primary Care Practice	Chester
Exton Oaklands Corporate Center	481 John Young Way	Exton	PA	19341	Specialty Care Center	Chester
Exton Oaklands Corporate Center	481 John Young Way	Exton	PA	19341	Surgery Center	Chester
Kennett Square	891 E. Baltimore Pike	Kennett Square	PA	19348	Primary Care Practice	Chester
Paoli	250 W. Lancaster Ave	Paoli	PA	19301	Primary Care Practice	Chester
CHOP Newborn Care Phoenixville Hospital	140 NUTT ROAD	Phoenixville	PA	19460	Community Inpatient Programs	Chester
North Hills	795 East Marshall St.	West Chester	PA	19380	Primary Care Practice	Chester
West Chester	440 E. Marshall St.	West Chester	PA	19380	Primary Care Practice	Chester
CHOP Newborn & Pediatric Care The Chester County Hospital	701 E. Marshall St.	West Chester	PA	19380	Community Inpatient Programs	Chester
West Grove Jenner's Commons	390 Vineyard Way	West Grove	PA	19390	Primary Care Practice	Chester
Broomall	2000 Sproul Rd.	Broomall	PA	19008	Primary Care Practice	Delaware
Drexel Hill	2100 Keystone Ave.	Drexel Hill	PA	19026	Primary Care Practice	Delaware
Chadds Ford	1766 Wilmington Pike	Glen Mills	PA	19342	Specialty Care Center	Delaware
Chadds Ford	1766 Wilmington Pike	Glen Mills	PA	19342	Primary Care Practice	Delaware
Haverford	600 Haverford Rd	Haverford	PA	19041	Primary Care Practice	Delaware
Media	176 South New Middletwon Rd.	Media	PA	19063	Primary Care Practice	Delaware
Springfield Pavilion II	100 W. Sproul Rd.	Springfield	PA	19064	Specialty Care Center	Delaware
Springfield Crozer-Keystone Healthplex	196 W. Sproul Rd.	Springfield	PA	19064	Primary Care Practice	Delaware
Abington Price Medical Office Building	1245 Highland Ave	Abington	PA	19001	Specialty Care Center	Montgomery
CHOP Pediatric Care Abington Memorial Hospital	1200 Old York Rd.	Abington	PA	19001	Community Inpatient Programs	Montgomery
Flourtown Commons	1811 Bethlehem Pike	Flourtown	PA	19031	Primary Care Practice	Montgomery
King of Prussia	210 Mall Blvd	King of Prussia	PA	19406	Specialty Care Center	Montgomery
CHOP Newborn Care Holy Redeemer Hospital	1648 HUNTINGDON PIKE	Meadowbrook	PA	19046	Community Inpatient Programs	Montgomery
Pottstown	1590 Medical Dr.	Pottstown	PA	19464	Primary Care Practice	Montgomery
CHOP Newborn Care Hospital of the University of PA	3400 Spruce Street	Philadelphia	PA	19104	Community Inpatient Programs	Philadelphia
CHOP Newborn Care Pennsylvania Hospital	800 Spruce Street	Philadelphia	PA	19107	Community Inpatient Programs	Philadelphia
Richard D. Wood Pediatric	34th St and Civic Center Boulevard	Philadelphia	PA	19104	Specialty Care Center	Philadelphia
Main Campus	34th St and Civic Center Boulevard	Philadelphia	PA	19104	Surgery Center	Philadelphia
Chestnut Hill	7700 Germantown Ave.	Philadelphia	PA	19118	Primary Care Practice	Philadelphia
Cobbs Creek	225 Cobbs Creek Parkway	Philadelphia	PA	19139	Primary Care Practice	Philadelphia
Market Street	3550 Market St.	Philadelphia	PA	19104	Primary Care Practice	Philadelphia
Roxborough	5003 Umbria St.	Philadelphia	PA	19128	Primary Care Practice	Philadelphia



South Philadelphia St. Agnes Medical Center	1900 S. Broad St.	Philadelphia	PA	19145	Primary Care Practice	Philadelphia
University City	3819 Chestnut St.	Philadelphia	PA	19104	Primary Care Practice	Philadelphia



## APPENDIX F: CHOP CARE NETWORK MAP



# The Children's Hospital of Philadelphia® CARE NETWORK





**CH The Children's Hospital of Philadelphia®**

**SPECIALTY CARE CENTERS  
NEW JERSEY**

Atlantic County  
4009 Black Horse Pike  
Mays Landing, NJ 08330  
Phone: 609-677-7895

Princeton  
707 Alexander Road  
Princeton, NJ 08540  
Phone: 609-520-1717

Voorhees  
Laurel Oak Corporate Center  
1012 Laurel Oak Road  
Voorhees, NJ 08043  
Phone: 856-435-1300

St. Peter's University Hospital  
254 Easton Ave.  
Medical Office Building, Second Floor  
New Brunswick, NJ 08901  
Phone: 732-846-2855

**PENNSYLVANIA**

Richard D. Wood Pediatric  
34th and Civic Center Boulevard  
Philadelphia, PA 19104  
Phone: 1-800 TRY CHOP (879-2467)

Abington  
Price Medical Office Building  
1245 Highland Avenue, Suite 204  
Abington, Pa. 19001  
Phone: 215-885-2790

Bucks County  
500 West Butler Ave.  
(Route 202 and Schoolhouse Road)  
Chalfont, PA 18914  
Phone: 215-997-5730

Chadds Ford  
1766 Wilmington Pike  
Glen Mills, PA 19342  
Phone: 610-459-7871

Exton  
Oaklands Corporate Center  
481 John Young Way  
Exton, PA 19341  
Phone: 610-594-9008

King of Prussia  
210 Mall Boulevard  
King of Prussia, PA 19406  
Children's Hospital Home Care  
Pediatric Imaging Center  
Sports Medicine and Performance Center  
Phone: 610-337-3232

Springfield  
Pavilion II  
100 W. Sproul Road, Suite 221  
Springfield, PA 19064  
Phone: 610-328-1600

**SURGERY CENTERS**

Main Campus  
34th Street and Civic Center Boulevard  
Philadelphia, PA 19104  
Phone: 1-800 TRY CHOP (879-2467)

Exton  
Oaklands Corporate Center  
481 John Young Way  
Exton, PA 19341  
Phone: 610-594-9008

Bucks County  
500 West Butler Ave.  
(Route 202 and Schoolhouse Road)  
Chalfont, PA 18914  
Phone: 215-997-5730

Voorhees  
Laurel Oak Corporate Center  
1012 Laurel Oak Road  
Voorhees, NJ 08043  
Phone: 856-435-1300

**PRIMARY CARE PRACTICES**

Broomall  
2000 Sproul Road, Suite 206  
Broomall, PA 19008  
Phone: 610-284-0200

Harborview/Cape May County  
1315 Route 9 South  
Cape May Court House, NJ 08210  
Phone: 609-465-6100

Central Bucks  
708 Shady Retreat Road, Suite 3-4  
Doylestown, PA 18901  
Phone: 215-345-6090

Chadds Ford  
1766 Wilmington Pike  
Glen Mills, PA 19342  
Phone: 610-358-2778

Chestnut Hill  
7700 Germantown Ave.  
Philadelphia, PA 19118  
Phone: 215-247-1172

Coatesville  
495 Highlands Blvd., Suite 100  
Coatesville, PA 19320  
Phone: 610-384-9500

Cobbs Creek  
225 Cobbs Creek Parkway  
Philadelphia, PA 19139  
Phone: 215-476-2223

Drexel Hill  
2100 Keystone Ave., Suite 404  
Drexel Hill, PA 19026  
Phone: 610-284-0200

Flourtown  
Flourtown Commons  
1811 Bethlehem Pike, Suite A106  
Flourtown, PA 19031  
Phone: 215-836-1700

Haverford  
600 Haverford Road, Suite 100  
Haverford, PA 19041  
Phone: 610-658-0999

HighPoint  
1700 Horizon Drive, Suite 200  
Chalfont, PA 18914  
Phone: 215-822-7700

Indian Valley  
Skyview Medical Center  
3456 Bethlehem Pike  
Second Floor  
Souderton, PA 18964  
Phone: 215-723-7177

Kennett Square  
891 East Baltimore Pike  
Kennett Square, PA 19348  
Phone: 610-444-0113

Market Street  
3550 Market St., Fifth Floor  
Philadelphia, PA 19104  
Phone: 215-590-3000

Media  
176 South New Middletown Road  
Suite 202  
Media, PA 19063  
Phone: 610-284-0200

Mount Laurel  
3201 Marne Highway  
Mt. Laurel, NJ 08054  
Phone: 856-235-2147

Newtown  
Newtown Pavilion  
6 Penns Trail, Suite 105  
Newtown, PA 18940  
Phone: 215-968-6844

North Hills  
795 East Marshall St., Suite 301-307  
West Chester, PA 19380  
Phone: 610-429-1100

Paoli  
250 West Lancaster Ave., Suite 340  
Paoli, PA 19301  
Phone: 610-407-9000

Pottstown  
1590 Medical Dr., Suite E  
Pottstown, PA 19464  
Phone: 610-326-4980

Roxborough  
5003 Umbria St.  
Philadelphia, PA 19128  
Phone: 215-483-3444

Salem Road  
2006 Salem Road  
Burlington Township, NJ 08016  
Phone: 609-877-1500

Harborview/Smithville  
48 South New York Road (Route 9)  
Smithville, NJ 08201  
Phone: 609-748-2900

Harborview/Somers Point  
505 Bay Ave.  
Bayside Commons  
Somers Point, NJ 08244  
Phone: 609-927-4235

South Philadelphia  
St. Agnes Medical Center  
1900 South Broad St., 2nd Floor  
Philadelphia, PA 19145  
Phone: 215-467-5870

Springfield  
Crozer-Keystone Healthplex  
196 W. Sproul Road, Suite 205  
Springfield, PA 19064  
Phone: 610-604-0888

University City  
3819-33 Chestnut St.  
St. Leonard's Court, Suite 120  
Philadelphia, PA 19104  
Phone: 215-590-5090

West Chester  
440 East Marshall St.  
Third Floor North, Suite 300  
West Chester, PA 19380  
Phone: 610-436-8611

West Grove  
Jenner's Commons  
390 Vineyard Way  
Hood Building 500, Suite 501  
West Grove, PA 19390  
Phone: 610-869-4700

**COMMUNITY INPATIENT  
PROGRAMS**

CHOP Pediatric Care  
Abington Memorial Hospital  
1200 Old York Road  
Abington, PA 19001  
Phone: 215-481-4320

CHOP Newborn & Pediatric Care  
The Chester County Hospital  
701 East Marshall St.  
West Chester, PA 19380  
Phone: 610-431-5376

CHOP Newborn & Pediatric Care  
at Grand View Hospital  
700 Lawn Ave.  
Sellerville, PA 18960  
Phone: 215-453-4082

CHOP Newborn & Pediatric Care  
at Shore Memorial Hospital  
1 East New York Ave.  
Somers Point, NJ 08244  
Phone: 609-926-4258

CHOP Newborn & Pediatric Care  
at University Medical Center at Princeton  
253 Witherspoon St.  
Princeton, NJ 08540  
Phone: 609-497-4000

CHOP Newborn Care at  
Doylestown Hospital  
Holy Redeemer Hospital  
Hospital of the University of Pennsylvania  
Pennsylvania Hospital  
Phoenixville Hospital  
Virtua Memorial  
Virtua Voorhees