

How to Travel Between Buildings



Translate



For directions in other languages, scan this QR code with your smartphone.

Starting in MAIN—Go to MAIN 3

- Once on **MAIN 3**, follow signs to **SEASHORE** and **BUERGER**.
- Take the **MAIN** Bridge.
- At the end of the **MAIN** Bridge:
 - **Turn Right for SEASHORE**
 - Take the ramp or stairs down. You are now on **SEASHORE 2**. Follow signs to your **SEASHORE** Destination/Elevators.
 - ← **Turn Left for BUERGER**
 - Take the the **BUERGER** Bridge, You are now on **BUERGER 2**. Follow signs to your **BUERGER** Destination/Elevators.


Starting in BUERGER—Go to BUERGER 2

- Once on **BUERGER 2**, exit elevator bank and turn left, following signs for **SEASHORE** and **MAIN**.
- Head through the corridor over the **BUERGER** Bridge.
- When you have crossed the **BUERGER** Bridge you will reach an intersection:
 - ↑ **Continue Straight for SEASHORE**
 - Take the ramp or stairs down. You are now on **SEASHORE 2**. Follow signs to your **SEASHORE** Destination/Elevators.
 - **Turn Right for MAIN**
 - Take the **MAIN** Bridge. You are now on **MAIN 3**. Follow signs to your **MAIN** Hospital Destination/Elevators.






Starting in SEASHORE—Go to SEASHORE 2

- Once on **SEASHORE 2**, take the main corridor and follow signs to **MAIN** and **BUERGER**.
- Take the ramp or stairs up and you will reach an intersection:
 - ↑ **BUERGER 2 Continue Straight**
 - Take the the **BUERGER** Bridge, You are now on **BUERGER 2**. Follow signs to your **BUERGER** Destination/Elevators.
 - ← **MAIN 3 Turn Left**
 - Take the **MAIN** Bridge. You are now on **MAIN 3**. Follow signs to your **MAIN** Hospital Destination/Elevators.




VISITOR DESTINATION MAP

Please check in at the  welcome desk to register and get a visitor's badge before heading to your destination. Thank You.


3 Main Hospital

-  M300 3 East Inpatient Unit
-  M310 Cardiology Intake
-  M340 Sweat Testing Lab
-  M350 Main Hospital Radiology
Outpatient Registration
-  M390 3 South Inpatient Unit

2 Seashore House

-  S220 Inpatient Audiology
-  S230 Neuromotor Lab & Inpatient Rehab Therapies
-  S230H Center for Human Phenomic Science & Nutrition & Growth Lab

















2 Buerger Center

-  Check In:
Apheresis
Dialysis
MRI
Neuroradiology
Radiology
Sedation Center
Ultrasound



Helpful Visitor Tip

The connector bridge connects the 3rd floor of the Main Hospital with the 2nd floor of the Seashore House, and Buerger Center.

- | | | | |
|--|--|--|---|
|  Building Entrance |  Individual Restrooms |  Stairs |  Building Connector |
|  Information |  Food |  Cell Phone Charger |  Building Paths |
|  Elevator |  Lactation Room |  Public Transit |  |
|  Restrooms |  Adult Changing Room |  A B Parking |  |

