

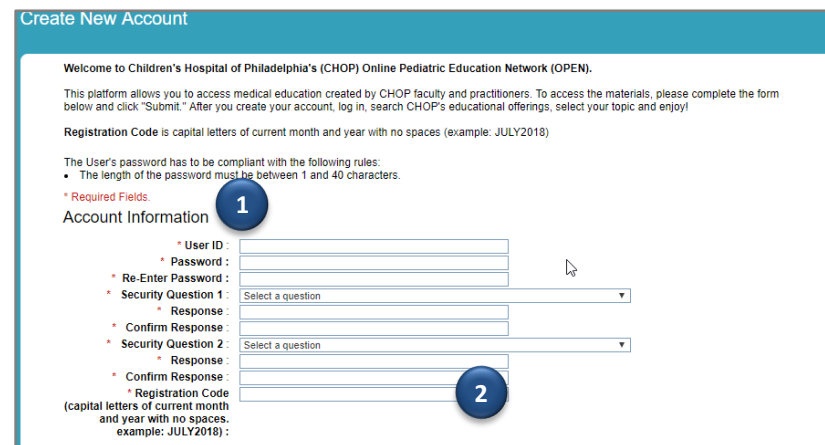
# CHOP OPEN: Getting Started/Navigation

Children's Hospital of Philadelphia (CHOP) is home to the latest breakthroughs in care — and values advancing care through knowledge exchange with colleagues around the world. As a thought leader of pediatric healthcare, CHOP recognizes the growing demand for online professional education. In that spirit, CHOP's Online Pediatric Education Network (OPEN) provides pediatric medical education to health care professionals from around the world. Within the department of Global Pediatric Education, CHOP OPEN provides access to the latest advances in pediatric care, clinical educational resources and more in one central location.

## Register for CHOP OPEN

Upon accessing CHOP OPEN for the first time, all users are required to register. Be sure to remember the User ID and Password entered as these are used to access CHOP OPEN.

- 1 Enter the registration information. All items marked with a red asterisk (\*) are required.
- 2 The Registration Code to be typed into the field is listed in the descriptive text. The Registration Code is the current month and year in capital letters. For instance, if a user registered in July of 2018, the Registration Code would be **JULY2018**.



**Create New Account**

Welcome to Children's Hospital of Philadelphia's (CHOP) Online Pediatric Education Network (OPEN).

This platform allows you to access medical education created by CHOP faculty and practitioners. To access the materials, please complete the form below and click "Submit." After you create your account, log in, search CHOP's educational offerings, select your topic and enjoy!

Registration Code is capital letters of current month and year with no spaces (example: JULY2018)

The User's password has to be compliant with the following rules:

- The length of the password must be between 1 and 40 characters.

\* Required Fields

**Account Information**

\* User ID :

\* Password :

\* Re-Enter Password :

\* Security Question 1 :

\* Response :

\* Confirm Response :

\* Security Question 2 :

\* Response :

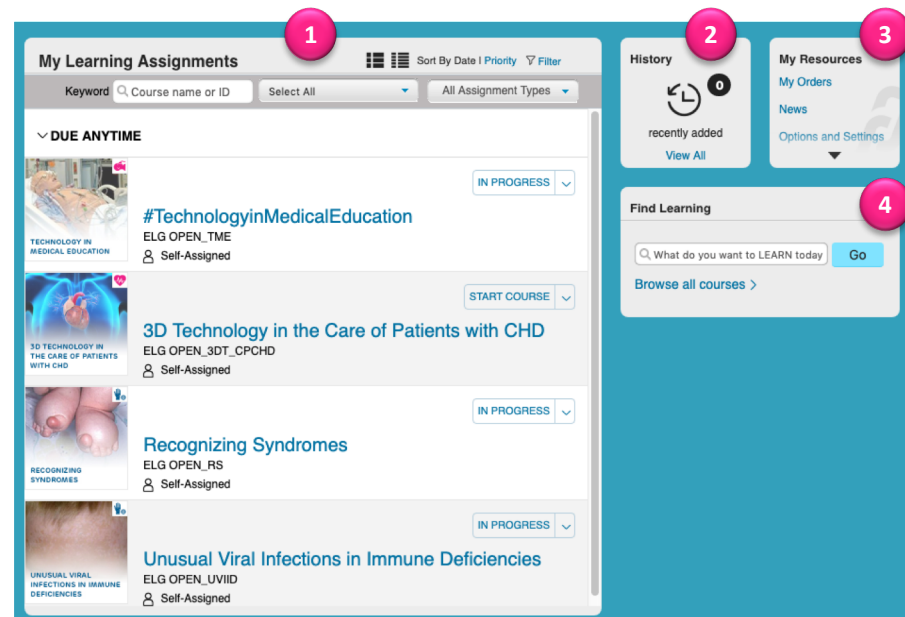
\* Confirm Response :

\* Registration Code (capital letters of current month and year with no spaces, example: JULY2018) :

## Navigate the CHOP OPEN Home Page

The CHOP OPEN Home Page provides easy access to key learning activities and information, accessible through a series of convenient tiles.

- 1 The **My Learning Assignments** tile lists all learning activities you have assigned to yourself.
- 2 The **History** tile displays the status of items that have been completed. This is also where you will view and print your transcript.
- 3 The **My Resources** tile contains links to frequently accessed or important areas in CHOP OPEN.
- 4 The **Find Learning** tile lets you perform a search of all activities available. You may also select "Browse all courses" to navigate our course catalog.



**My Learning Assignments**

Keyword  Select All

Sort By Date | Priority | Filter

**▼ DUE ANYTIME**

**#TechnologyinMedicalEducation**  
ELG OPEN\_TME  
Self-Assigned IN PROGRESS

**3D Technology in the Care of Patients with CHD**  
ELG OPEN\_3DT\_CPCHD  
Self-Assigned START COURSE

**Recognizing Syndromes**  
ELG OPEN\_RS  
Self-Assigned IN PROGRESS

**Unusual Viral Infections in Immune Deficiencies**  
ELG OPEN\_UVID  
Self-Assigned IN PROGRESS

**History** (2)  
recently added 0  
[View All](#)

**My Resources** (3)  
[My Orders](#)  
[News](#)  
[Options and Settings](#)

**Find Learning** (4)  
 [Go](#)  
[Browse all courses >](#)

## CHOP Quick Reference Guide

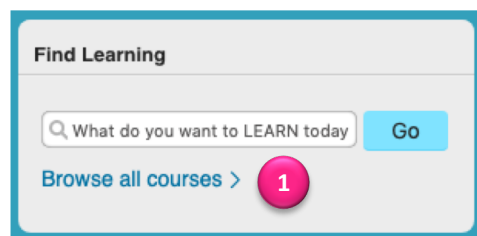
Developed by Aasonn LLC for internal use by Aasonn customers and licensed SuccessFactors customers only.  
All rights reserved. SuccessFactors® is a registered trademark of SAP SE in Germany and in several other countries. Rev April, 2019.

# CHOP OPEN: Search for Courses

Use the Catalog to browse and access available courses.

## Course Catalog

- 1 Click **Browse all courses** from the home page to enter the course catalog OR type a keyword into the text box and click **Go** to search for relevant courses.



- 2 Refine the items in the list by selecting options in the left hand column (for example, filter the results by Topics/Subject Areas).
- 3 Sort the item list by **Relevance, Rating, Title** or more by selecting from the drop-down menu.
- 4 If you have already started an assigned course, you can resume the materials or start a new one immediately.
- 5 Select the **More** drop down arrow to view details of the course. You can also start the course or assign it to yourself.
- 6 Once you expand the More section, you can start the course immediately or assign it to your learning plan for later.

My Learning / Catalog

### Catalog

Browse by Topics Search Language & Currency

384 COURSES

Relevance

Refine By

Category

Topics

#TechnologyInMedicalEducation (ELG OPEN\_TME) Free

3D Technology in the Care of Patients ... (ELG OPEN\_3DT\_CPCHD) Free

7-Year-Old Girl with Pancreatitis (ELG OPEN\_7YOG\_P) Free

Already Assigned In Progress

Already Assigned Start Course

Start Course

More

More

More

7-Year-Old Girl with Pancreatitis

Free

Start Course Assign to Me

Details

At the conclusion of this session, participants should be able to use the presented case to explain the incidence, causes, pathophysiology and treatment of acute and chronic pancreatitis. ... More

Online Course

## CHOP Quick Reference Guide

Developed by Aasonn LLC for internal use by Aasonn customers and licensed SuccessFactors customers only.  
All rights reserved. SuccessFactors® is a registered trademark of SAP SE in Germany and in several other countries. Rev April, 2019.

# CHOP OPEN: Browse Learning Page

Use the Catalog to browse and access available courses.

## Browse Learning

- 1 Select the **Browse Learning** tab from any page in the system to view an alternative experience to explore our featured and recently added educational modules.
- 2 Our **Monthly Highlight** banner focuses on a new course every month.
- 3 The **Course Categories** section provides the full list of our topics/subject areas. Select an option to view all educational modules pertaining to the category. You can also refine our courses based on these topics on the Catalog Page.
- 4 Our **Recently Added** section features eight of our newest courses for your learning pleasure.
- 5 The **Connect with CHOP** tile links to various CHOP websites so that you may learn more about our hospital and specifically, our Global Medicine department.
- 6 If you have any questions, comments or concerns while accessing CHOP OPEN, please send an email to [chopopensupport@email.chop.edu](mailto:chopopensupport@email.chop.edu).

The screenshot shows the CHOP OPEN Browse Learning page. At the top, there is a navigation bar with the CHOP logo and 'Global Medicine' on the left, and 'Home' and 'Browse Learning' tabs in the center. A '1' callout points to the 'Browse Learning' tab. On the right side of the navigation bar, it says 'Welcome Randal Sonner' and 'Sign Out'. Below the navigation bar, the page is divided into several sections. The 'Monthly Highlight' section (callout 2) features a banner for a 'PULMONOLOGY COURSE' with the text 'LEARN ABOUT CYSTIC FIBROSIS, CHRONIC LUNG DISEASE & MORE' and a 'VIEW LEARNING' button. Below this is the 'Recently Added' section (callout 4), which displays eight course thumbnails with play buttons and titles: 'PHYSICAL ABUSE CUTANEOUS INJURIES', 'ABDOMINAL EMERGENCIES', 'GLOMERULONEPHRITIS', 'HOW TO MANAGE ANTIBODY DISORDERS', and four others. At the bottom left, there is a 'Connect with CHOP' section (callout 5) with links to 'CHOP Department of Global Medicine', 'CHOP Global Patient Services', 'CHOP Global Pediatric Education', and 'CHOP Continuing Medical Education (CME) Department'. At the bottom right, there is a 'Need Help?' section (callout 6) with text: 'As we are dedicated to delivering exceptional service, we want you to be fully satisfied with the courses you access on CHOP OPEN. If you have any questions, comments or concerns, please send an email to chopopensupport@email.chop.edu.' On the right side of the page, there is a 'Course Categories' section (callout 3) with a list of categories including 'Allergy & Immunology', 'Anesthesiology & Critical Care Medicine', 'Behavioral Pediatrics', 'Clinical Research Methods', 'Emergency Medicine Course', 'Endocrinology & Nephrology', 'Gastroenterology', 'General Pediatrics', 'Hematology & Oncology', 'Infectious Disease', 'Medical Education', 'Medical Leadership', 'Medical Quality & Safety', 'Neonatology', 'Neurology', 'Orthopaedics', 'Palliative Care', 'Pediatric Cardiology', 'Pediatric Urology', 'Pulmonology', and 'Radiology'.

## CHOP Quick Reference Guide

Developed by Aasonn LLC for internal use by Aasonn customers and licensed SuccessFactors customers only.  
All rights reserved. SuccessFactors® is a registered trademark of SAP SE in Germany and in several other countries. Rev April, 2019.